CITY COUNCIL
REGULAR MEETING AGENDA
(Teleconferenced)

June 9, 2020
MINUTES

COUNCIL MEMBERS PRESENT:

Reynosa, Launer, Thusu, Longoria, Morales (6:30 pm)

COUNCIL MEMBERS ABSENT:

None.

STAFF MEMBERS PRESENT:

Barkley, Hernandez, Hurtado, James, Jenner, Moreno, Patlan, Popovich, Solis, Thompson, Watts

1. WORK SESSION - 5:30 pm

1.1. Presentation of Preliminary Budget for FY 2020/21 (MM)

The preliminary budget for fiscal year 2020/2021 was presented by Administrative Services Director Maggie Moreno and Fiscal Analyst Karina Solis.

2. OPENING CEREMONIES

2.1. Welcome and Roll Call

Mayor Thusu opened the meeting at 6:30 pm. City Clerk Barkley conducted roll call for the City Council and staff.

2.2. Invocation

City Clerk Barkley led the invocation.

2.3. Pledge of Allegiance

The pledge of allegiance was led by City Manager Patlan.

3. AGENDA CHANGES OR DELETIONS

To better accommodate members of the public or convenience in the order of presentation, items on the agenda may not be presented or acted upon in the order listed. Additions to Agenda may be added only pursuant to California Government Code section 54956.8.

None.

4. PRESENTATIONS/CEREMONIAL MATTERS

4.1. Mark Wilder, Police Officer, Retirement (DP)

Chief Popovich asked that the Council recognize retiring Police Officer Mark Wilder, who officially retired effective May 27, 2020.

5. NEW EMPLOYEES AND PROMOTIONS

5.1. Andrew Loera, Police Officer (DP)

Chief Popovich announced part-time reserve officer Loera was recently promoted internally to a full-time police officer.

5.2. Sam Hara, Evidence Technician (DP)

Chief Popovich announced that Animal Control Officer Sam Hara was recently promoted to a full time Evidence Technician position.

6. REQUEST TO ADDRESS COUNCIL - Pursuant to Governor Newsom's Executive Order N-29-20, the meeting will be held via teleconference. Those wishing to correspond with the City Council, may do so at info@dinuba.ca.gov by 5:00 pm the day of the meeting. Please submit comments concerning public hearing items via the same email address.

This portion of the meeting is reserved for any person who would like to address the Council on any item that is not on the agenda. Please be advised that State law does not allow the City Council to discuss or take any action on any issue not on the agenda. The City Council may direct staff to follow up on such item(s). Speakers are limited to three (3) minutes. If there is any person wishing to address the City Council at this time please approach the podium and state your name and nature of the request.

City Clerk Barkley read a letter received via email from Stephanie Manzo into the record during the presentation of the budget. Barkley noted that there were several letters totaling twenty-three received with the same or very similar messages.

7. CONSENT CALENDAR

Matters listed under the Consent Calendar are considered routine and will be enacted by one motion and one vote. There will be no separate discussion of these items. If discussion is desired, a member of the audience or a Council Member may request an item be removed from the Consent Calendar and it will be considered separately.

7.1. **SUBJECT**

City Council Special Meeting Minutes, May 21, 2020 (LB)

RECOMMENDATION

Council to review and approve the meeting minutes of May 21, 2020 as presented.

7.2. **SUBJECT**

City Council Meeting Minutes, May 26, 2020 (LB)

RECOMMENDATION

Council to review and approve the City Council meeting minutes of May 26, 2020 as presented.

7.3. SUBJECT

Renewal of Fresno County Rural Transit (FCRTA) Agreement for FY 20-21 (IH)

RECOMMENDATION

Council approve the FY 20-21 renewal of the Fresno County Rural Transit Agency (FCRTA) Agreement for the Dinuba Connection Transit Route in the amount of $51,000.

7.4. SUBJECT

Proclamation No. 2020-04 2020 Dinuba Unified School District Graduates & Promotees (LB)

RECOMMENDATION

Council to adopt Proclamation No. 2020-04 honoring Dinuba High School Graduating Class of 2020.

7.5. SUBJECT

Resolution No. 2020-31 Revising 2018 HOME Application to add Tenant-Based Rental Assistance Activity (IH)

RECOMMENDATION

Council adopt Resolution Number 2020-31 revising the City's 2018 Home Investment Partnership Program (HOME) Application to include a Tenant-Based Rental Assistance (TBRA) activity.

Council Member Reynosa pull requested that item 7.4. concerning Proclamation 2020-04 be pulled for discussion. Reynosa requested the proclamation be revised to include all graduates from Dinuba at all levels of education.

A motion was made by Vice Mayor Longoria, second by Council Member Morales, to approve the consent calendar with the changes to item 7.4. as presented by Council Member Reynosa.

Ayes: Launer, Longoria, Morales, Reynosa, Thusu

8. WARRANT REGISTER

8.1. SUBJECT

Warrant Register May 29 & June 5, 2020 (MM)

RECOMMENDATION

Council to review and approve the warrant register as presented.

A motion was made by Vice Mayor Longoria, second by Council Member Reynosa, to approve the warrant register as presented.

Ayes: Launer, Longoria, Morales, Reynosa, Thusu

9. PUBLIC HEARING

9.1. SUBJECT

Resolution No. 2020-33 Ordering the annual levy of Landscape and Lighting districts annual assessments for fiscal year 2020/21; and Resolution No. 2020-34 approving certification compliance and hold harmless statement (KS)

RECOMMENDATION

Council conduct a public hearing to receive public testimony, close the public hearing, and take the following action by one motion:

1. Adopt Resolution No. 2020-33 ordering the levy and collection of assessments within the City's Landscaping and Lighting Assessment Districts for Fiscal Year 2020/21, and

2. Adopt Resolution No. 2020-34 approving the Compliance Certification and Hold Harmless Statement form regarding the levy and collection of assessments within the City's landscaping and lighting assessment districts for fiscal year 2020/21.

Fiscal Analyst Solis presented consultant Kristin Harvey to present the information concerning the levy of landscaping and lighting districts. Solis asked that after the presentation, the public hearing be conducted and the resolutions be adopted by one motion.

Consultant Harvey presented information concerning the annual process to levy landscaping and lighting districts in the city of Dinuba.

Mayor Thusu opened the public hearing and asked staff if comments were received in regard to the hearing in accordance with the Covid-19 guidelines. Staff said no comments regarding the hearing were received.

A motion was made by Council Member Morales, second by Council Member Launer, to adopt Resolution Nos. 2020-33 and 2020-34 as presented.

Ayes: Launer, Longoria, Morales, Reynosa, Thusu

10. DEPARTMENT REPORTS

10.1. SUBJECT

Award of Contract for the South College Avenue and SJVRR Crossing Improvements (JW)

RECOMMENDATION

Council to award the contract for the South College and San Joaquin Valley Railroad (SJVRR) Crossing Improvements Project to R.J. Berry Jr., Inc. in the amount of $493,277.00, and authorize the City Manager or designee to execute the contract documents.

City Engineer Watts presented the information for the College Avenue and San Joaquin Valley Rail Road crossing improvements. He requested the contract be awarded to R.J. Berry Jr. Inc. in the amount of $493,277 and authorize the City Manager or designee to execute the contact documents.
A motion was made by Council Member Morales, second by Council Member Launer, to award the contract to R.J. Berry Jr. Inc. in the amount of $493,277.00 and authorize the City Manager or designee to execute the contract documents.

Ayes: Launer, Longoria, Morales, Reynosa, Thusu

10.2. SUBJECT

Authorization to Award Professional Services Agreement to TJKM for HSIP Project Design (IH)

RECOMMENDATION

Council authorize the award of a professional services agreement to TJKM for design services for the Highway Safety Improvement Program (HSIP) Safety Improvements Project in the amount of $195,934.

Public Works Director Hernandez presented information concerning the Highway Safety Improvements Program (HSIP) Program and requested the Professional Services Agreement be awarded to TJKM in the amount of $195,934.
A motion was made by Council Member Morales, second by Vice Mayor Longoria, to award the Professional Services Contract for the HSIP Project Design to TJKM in the amount of $195,934.

Ayes: Launer, Longoria, Morales, Reynosa, Thusu

11. MAYOR/COUNCIL REPORTS

The City Council commended staff for their work during the pandemic. Mayor Thusu commended staff for their work and presentation of the proposed budget.

12. CITY MANAGER COMMUNICATIONS

City Manager Patlan asked what the Council thoughts are for a live council meeting on June 23.

The Council Members said they are ready for an in-person meeting.

City Manager Patlan said staff is continuing to monitor the Covid-19 situation and city offices may open in early July depending on circumstances.

13. CITY STAFF COMMUNICATIONS

Fire Chief Thompson and Police Chief Popovich thanked the Mayor and Council for their continued support of their staff.

Chief Popovich announced that staff will be providing orientation for the new Public Safety Commissioners next week.

Public Works Director Hernandez reported one of the items on the agenda is an item to assist renters and homeowners with funding for housing as a result of Covid-19.

14. CLOSED SESSION

14.1. Conference with Labor Negotiators (MM)

Pursuant to GC Subdivision 54957.6; Agency designated representatives: Maria Alaniz; Maggie Moreno; Luis Patlan
Employee Organizations: City Employees; Fire Association; Police Association; and, Unrepresented Employees

None.

15. ADJOURNMENT

Mayor Thusu adjourned the meeting at 7:29 pm.

City Council Staff Report

Department: FINANCE SERVICES June 9, 2020

To: Mayor and City Council

From: Maggie Moreno, Administrative Services Director

Subject: Presentation of Preliminary Budget for FY 2020/21 (MM)

RECOMMENDATION

Council to review the preliminary Fiscal Year 2020/21 budget and provide direction as appropriate.

EXECUTIVE SUMMARY

Annually the City of Dinuba presents projections of Fiscal Year 2019/20 revenues and expenditures along with the preliminary fiscal year 2020/21 budget. The preliminary budget presentation covers all fund types for the city. The final budget will be presented for Council's consideration and adoption on June 23rd.

OUTSTANDING ISSUES

None.

DISCUSSION

The proposed budget for FY 2020/21 has been prepared for the City Council's review and direction. A copy of the proposed budget is enclosed as Attachment 'A'.

The budget includes the projected year-end revenues and expenditures for FY 2019/20 and the proposed budget for FY 20/21.

The budget must be adopted on or before the last working day of the last month of the current fiscal year. Prior to adoption, staff prepares department presentations to share the proposed budget for review and discussion with the City Council.

The final budget is presented for consideration and adoption by the City Council at a later date prior to the end of the current fiscal year.

FISCAL IMPACT

Preliminary budget presentation only.

PUBLIC HEARING

None required.

ATTACHMENTS:

A: Preliminary Budget 20-21

CITY OF DINUBA

Together, A Better Community

CALIFORNIA • 1906

2020-2021

PRELIMINARY BUDGET

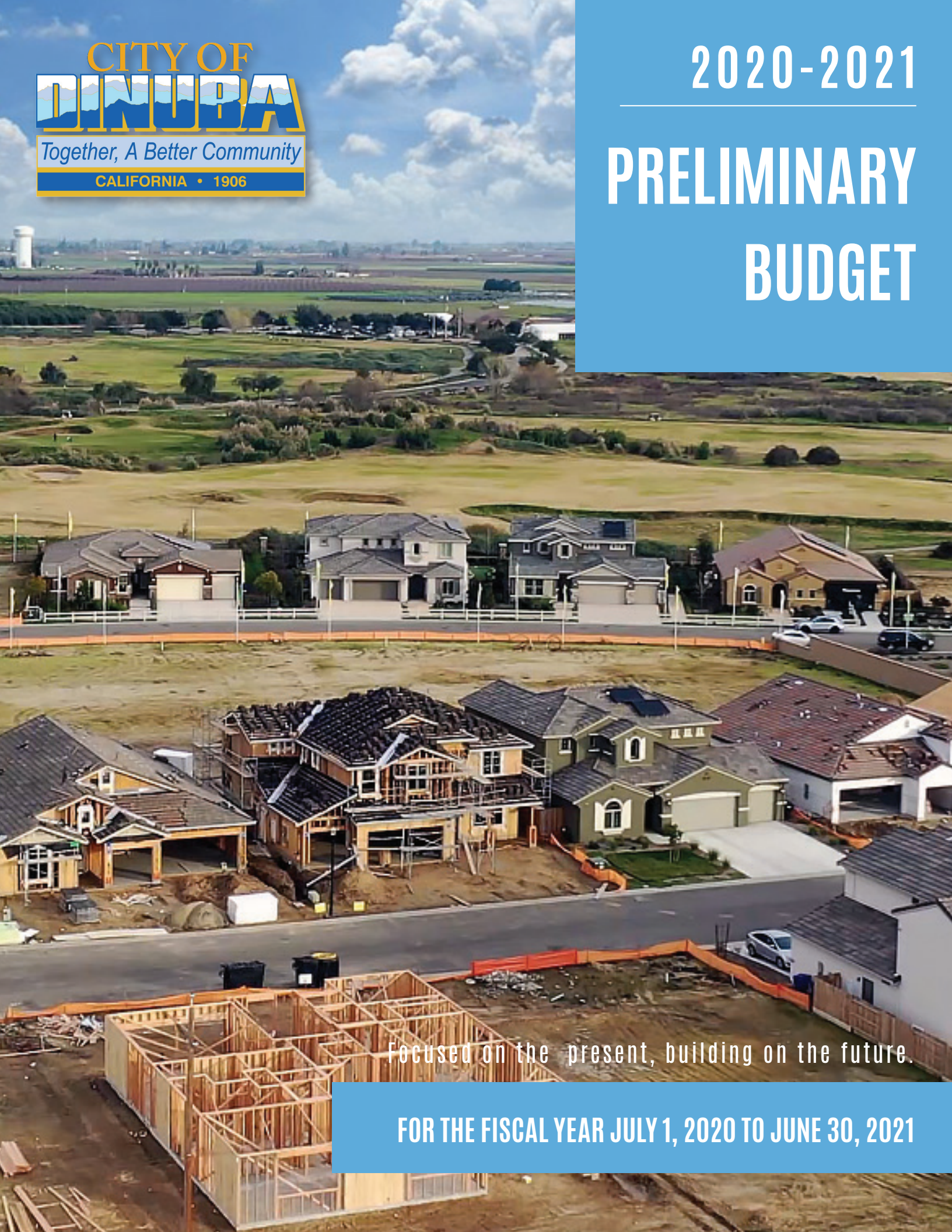

Focused on the present, building on the future.

FOR THE FISCAL YEAR JULY 1, 2020 TO JUNE 30, 2021

Table of Contents

Overview 1

General Fund 4

Enterprise Funds 10

Internal Service Funds 16

Capital Improvement Program 18

Debt Service 19

Budget Detail Sheets

General Funds 21

Enterprise Funds 43

Special Revenue Funds 61

Internal Service Funds 93

Capital Projects Funds 101

Debt Service Funds 107

OVERVIEW

For fiscal year 2020/21, the City of Dinuba is focused on continuing to deliver core public services, maintaining adequate staffing levels, while being fiscally prudent. The budget represents a *best estimate* given the current and future uncertainties due to the COVID-19 pandemic. This best estimate is established from an optimistic viewpoint given growth in revenues with a firm understanding that more pessimistic outcomes may materialize should the COVID-19 crisis result in prolonged impacts, which could lead to the need for budgetary adjustments in the future.

CHALLENGES

The proposed budget presented herein has been prepared with careful consideration regarding impacts from the COVID-19 pandemic. The following challenges have been identified and will continue to be monitored throughout the current, and upcoming fiscal years:

- Economy – the COVID-19 pandemic caused economic, political and social shock waves across the country as the federal and state government took the unprecedented action of issuing stay-at-home orders and shuttering a large part of the economy to slow the spread of the coronavirus. The country as a whole went from a steady economic expansion and record job growth with an historic low unemployment rate of 3.5 percent to over 20 million Americans losing their jobs in a matter of 45 days, sending the national unemployment rate to 14.7% - the highest level since the Great Depression. The federal government was forced to pass a 2.8 trillion dollar stimulus package in response to aid most Americans, the unemployed and small businesses. Similarly, the state of California experienced over 2.3 million job losses resulting in a spike in unemployment to 16.1 percent and a projected combined deficit of 54 billion as revenues took a precipitous drop. The state's 21 billion reserves (rainy day fund) is projected to be depleted and deep cuts are anticipated across various state agencies, including funding for education. Economist are mixed on the mid-and long-term effects on the economy ranging from pessimistic – a prolonged depression, to optimistic – a check mark or V-shaped rapid recovery. As states gradually (re)open their economy and more people are out, there is ongoing concern over what epidemiologist refer to as the "second wave" of infections. The next few months will be telling in terms of the severity of the economic impacts from the COVID-19 pandemic.

- Revenues - Locally, the city is expecting a drop in some revenues, such as transient occupancy tax, gas tax, and development related fees. These reductions are built into the proposed FY 2020/21 budget. If all qualified businesses in the city defer their sales tax payments for 12 months as allowed by Governor Newsom's order, there would be a temporary loss of approximately $500 thousand in sales tax. City staff is anticipating that about half of these local business will take advantage of the deferral and has

anticipated $250 thousand to be deferred until next fiscal year. The city will know in August how much sales taxes were deferred, if any. However, overall the city is projecting an increase in sales tax revenues primarily driven by strong on-line sales and new revenues from out-of-state internet businesses based on the *Wayfair vs. South Dakota* case. Revenues from online sales represent approximately 75 percent of total sales tax revenues in the General Fund. The city is fortunate to have this revenue source, but must remain cautious should the state legislature decide to change how this revenue is disbursed in the future.

- Ridge Creek Golf Course – The golf course and club house were closed for about thirty days from March 20 to May 13. Rounds played at the golf course remain strong since reopening. The restaurant is open for in-person dining at 50 percent capacity. The event center remains shuttered. Moving into the new fiscal year, revenues are expected to be lower in the first part of the year due to limited seating at the restaurant and closure of the event center. The event center is listed in Stage 4 and will not be allowed to open for events until the stay-and-home order is lifted. Kemper Sports is projecting a shortfall in revenues of approximately $220 thousand in fiscal year 2020/21. The city will need to cover this shortfall with an advance/loan from general fund reserves.

- CalPERS – the California Public Employees' Retirement System (CalPERS) lost approximately $68 billion in public employee pension investments resulting from the economic impacts of COVID-19 on global markets. These losses will impact the funding level of the CalPERS system – resulting in higher unfunded liabilities. Although some of these losses were recovered, it is anticipated that an increase in employer contributions may be required in the years to come to help offset any shortfalls. The city is closely monitoring this issue in order to be prepared for any potential increases in employer contributions. The city is also exploring the option of contributing into the pension rate stabilization trust account.

OPPORTUNITIES

In terms of opportunities, staff has identified several positive things to look forward to in the coming year. These include, but are not limited, to:

- Construction Remains Steady – despite the COVID-19 pandemic, new and existing housing developments continue to move forward. All existing residential developments continue to pull permits and build homes. Ridge Creek Estates and Autumn Gate are building out their existing projects and plan on proceeding with new phases this year. South Quail Run, Marquis Homes and Terra Vista Phase II remain in active construction. Self Help Enterprises is planning to begin construction on Phase II of the Sierra Village apartments consisting of 66 units later this year. United Health Centers is nearing completion of their new medical clinic and a new urgent care clinic is under

construction. Lastly, the expansion of the Dinuba Lock & Leave Self Storage is under construction.

- Major Capital Projects - several major capital projects are expected to begin construction this year, such as, the College Avenue Rail Crossing Improvements, Kern St. Storm Drain Improvements, Alta/Nebraska Roundabout, and Police Department Parking Lot Expansion. These projects represent the city's commitment to ongoing improvements to the community's infrastructure and quality of life.
- Grant Opportunities – the city continues to aggressively pursue grant opportunities. Some of the projects that the city intends to seek are grant funding for include the Ridge Creek Walking Trail, Viscaya Neighborhood Park, Griggs Neighborhood Improvements, Phase II of the Alta & El Monte Median Landscape Improvements, and Dinuba Gateway Roundabout Projects. Grants will be an integral part of the city's ongoing strategy to fund community improvements.
- Restoring Staffing Levels – the City has left several positions vacant in the past couple years due to unintended loss of Measure F revenues. As revenues improve, it presents an opportunity to begin to evaluate restoring some of these positions, particularly in public safety. The goal is to continuously assess staffing levels and operational efficiencies to maintain a high level of service as the community grows.

CONCLUSION

The City of Dinuba has overcome a series of major challenges in recent years. These challenges resulted in a reduction in staffing levels and cuts in operating expenses, but it also allowed the City to streamline operations, eliminate redundancies and improve overall efficiency of the organization. The City is cautiously optimistic about restoring staffing levels in the coming years as revenues permit. However, the COVID-19 (Coronavirus) pandemic is unprecedented in modern times and the mid and long-term impacts on the economy are unknown. Some economists are predicting a prolonged recovery, while others are hopeful that the economy will rebound quickly. Although this crisis presented some unusual challenges, the city was committed to ensuring the safety of the community and the uninterrupted delivery of core services. All City employees did an outstanding job providing a high level of service during the pandemic. The community as a whole was also committed to voluntary compliance with the Governor's shelter-in-place order to slow the spread of the coronavirus. Unfortunately, lives were lost, many were infected with the virus, and several local businesses were severely affected. The city is hopeful that the worst is behind us and that we can all return to a sense of normalcy.

GENERAL FUND OVERVIEW

The general fund consists of revenues primarily from sales and property taxes that are used to fund core services, such as police, fire, parks and recreation, and community development. Expenditures are typically easier to project in any given year, however, revenues are more of a challenge because they fluctuate based on the state of the economy and the success of local businesses. The City of Dinuba is unique in that two-thirds of its sales tax revenue is generated by online sales. This revenue source has grown each year as more and more customers shop online.

In preparation of the budget, projections of revenues and expenditures are determined by using historical trends, current data, input from departments, and anticipated growth and development. Despite online sales exceeding expectations, staff will continue to use a conservative approach in projecting revenues from this source.

Table 1-A below provides a summary of revenues over expenditures in the General Fund over the past few years. As reflected in the summary, actual revenues over expenditures have exceeded projections in fiscal years 2017/18 and 2018/19 by $133 thousand and $2.2 million, respectively. The projected year end for FY 2019/20 estimates revenues over expenditures of $1.4 million. The proposed budget for FY 2020/21 is projecting revenues over expenditures of $489 thousand.

Table 1-A

	FY 2017/18 Actual	FY 2018/19 Actual	FY 2019/20 Adopted	FY 2019/20 Projected Year End	FY 2020/21 Proposed
Total General Fund Revenues	**16,617,268**	**17,402,717**	**15,850,853**	**16,961,339**	**16,627,613**
Less Total General Fund Expenditures	**(16,484,109)**	**(15,156,214)**	**(15,811,022)**	**(15,536,674)**	**(16,138,133)**
Excess/(Deficit) General Fund Revenues	**133,159**	**2,246,504**	**39,831**	**1,424,665**	**489,480**

It is important to note the significant differences in revenues over expenditures in fiscal year 2018/19 and projected fiscal year end 2019/20. These differences are explained as follows:

FY 2018/19 Actual

The adopted fiscal year 2018/19 budget reflected a slight deficit of $20 thousand. However, the actual audited revenue for 2018/19 came in at an additional $2.8 million with an increase in expenses of $600 thousand resulting in net revenues over expenditures of $2.2 million. This significant difference is largely due to more revenue coming in than was originally projected from the following sources: $1.2 million from sales tax, $616 thousand from development permits and service fees; $303 thousand from property taxes, $170 thousand in one time revenue from a legal settlement, $166 thousand from interest earnings, $121 thousand from business licenses, $175 thousand from utility user's tax and motor vehicle in lieu fees, and $120 thousand from transient occupancy taxes, fines, and state reimbursements for mandated expenses.

FY 2019/20 Projected Year End

The projected year end for FY 2019/20 reflects revenues over expenditures of $1.4 million. This is largely attributed to an increase in revenues of $1.1 million and a reduction in expenditures of $303 thousand from a combination of one-time savings from the cancellation of various recreation programs and community events due to the COVID-19 pandemic, and vacancies in various departments. The $1.1 million in additional revenue was from one-time sale of land to Woodside homes in the amount of $359 thousand, $537 in development related fees, $84 thousand in Motor Vehicle in Lieu fees and $74 thousand in interest earnings and $46 thousand in miscellaneous revenue.

FY 2020/21 Proposed

Prior year revenue and the possible downward shifts in the economy have been carefully analyzed when preparing the 2020/21 budget. Revenues are projected to be $16.6 million in the new year with a difference of $330 thousand between the 2019/20 projected year end revenues and proposed 2020/21 primarily due to a one-time sale of property in 2019/20. Expenses are expected to increase from projected year end 2019/20 of $15.5 million to proposed 2020/21 of $16.1 million as staff is hopeful that the shelter-in-place order will be lifted early in the new fiscal year and activities will return to normal.

General Fund balance is projected to be $6.1 million. This represents an increase from fiscal year 2018/19's year-end reserve amount of $4.7 million. The reserve is at 23 percent of operating expenditures, well above the charter requirement of 17 percent. Having a reserve is important to cover unexpected expenditures or loss of revenue due to the downturn of the economy, especially during these unprecedented times.

GENERAL FUND SUMMARY OF REVENUES AND EXPENDITURES

The proposed budget for Fiscal Year 2020/21 projects revenue of approximately $16.6 million and expenditures of $16.1 million.

GENERAL FUND REVENUES

Table 1 reflects a summary of the General Fund Revenues. The projected revenue for fiscal year ending June 30, 2020 is estimated at approximately $17 million. For the upcoming fiscal year, revenues are anticipated to be at $16.6 million. The impact of the pandemic is taken into consideration in preparation of the proposed budget, therefore, reductions in revenues in areas such as Services and Fees (which include permits and other development fees) and Transient Occupancy Tax are anticipated when comparing the projected year end to the proposed 2020/21 budget. The likely increase of sales tax revenues from a combination of more online sales and the possible repayment of the sales tax deferment that small businesses may take in 2019/20 are projected to offset the reductions. The difference of approximately $330 thousand between the two years is largely due to a one-time sale of property that occurred in the 2019/20 fiscal year.

Table 1

	FY 2017/18 Actual	FY 2018/19 Actual	FY 2019/20 Adopted	FY 2019/20 Projected Year End	FY 2020/21 Proposed
Property Tax	1,201,199	1,340,109	1,114,600	1,122,500	1,284,800
Other Taxes	1,841,147	1,943,492	1,942,000	2,025,330	2,032,000
Utility Users Tax	1,491,790	1,475,873	1,360,000	1,390,000	1,450,000
Sales Tax	7,555,464	8,184,052	8,210,000	8,464,679	8,835,000
Transient Occupancy Tax	291,190	289,263	300,000	212,345	260,000
Licenses & Fees	562,264	538,027	418,500	834,734	418,500
Franchise Tax	234,816	245,102	194,000	246,000	232,000
Service & Fees	783,833	1,231,758	648,597	768,869	654,701
Fines	90,952	84,075	58,475	83,475	58,475
Use of Money & Property	21,911	176,265	30,000	104,000	70,000
Intergovernmental	141,077	67,794	26,000	62,600	36,900
Transfers In	314,031	74,142	379,883	67,661	92,320
Overhead/Misc Revenues	1,652,746	1,752,766	1,168,798	1,219,745	1,202,917
Sale of land	434,848	0	0	359,401	0
Total General Fund Revenues	**16,617,268**	**17,402,717**	**15,850,853**	**16,961,339**	**16,627,613**

Notes:1. The spike in transfers in in FY 2019/20 Adopted is due to a one-time transfer in from the General Fund balance to offset an anticipated litigation expense. The expense ended up being accrued back to FY 2017/18 per the independent auditor's request.

2. The sale of land in 2017/18 was for the property purchased by United Health Centers and in 2019/20 for property sold to Woodside Homes for phase II.

GENERAL FUND EXPENSES

Table 2 reflects a summary of the general fund expenses. Staff is proposing expenses of $16.1 million for the upcoming fiscal year. Increases in employee services in the new year are attributed to the rising costs of the retirement plan, CalPERS. In some divisions, the increase of minimum wage from $12 in 2019 to $13 in 2020 and $14 in 2021 are apparent.

Additional increases in the proposed 2020/21 budget include half of one previously frozen Police Officer position (the other half is allocated to the Measure F public safety fund), the addition of one full-time Grounds Maintenance Worker position (partially offset by merging two part-time positions of the same classification) and an increase of 10 lunches per week for the senior center lunch program will be a new expense in 2020/21.

One-time expenses in the proposed 2020/21 fiscal year include the replacement of a much needed Community Service Officer's truck and the replacement of an HVAC at the Senior Center Social Hall.

Table 2

Description	FY 2017/18 Actual	FY 2018/19 Actual	FY 2019/20 Adopted	FY 2019/20 Projected Year End	FY 2020/21 Proposed
Administration	1,147,123	746,953	810,373	709,820	752,469
General Services	2,934,367	2,027,209	2,536,469	2,125,004	2,266,734
Administrative Services	535,246	575,741	707,385	708,190	745,314
Parks & Community Services	1,897,685	1,886,320	1,983,896	1,914,925	2,083,392
Planning And Development	1,065,375	1,229,056	820,473	1,267,133	1,116,034
Police	6,046,581	5,983,595	6,254,268	6,169,790	6,469,573
Fire	2,857,733	2,707,341	2,698,158	2,641,812	2,704,617
Total General Fund Expenses	**16,484,109**	**15,156,214**	**15,811,022**	**15,536,674**	**16,138,133**

GENERAL FUND EXPENDITURES

As reflected in Table 2, the General Fund Expenditures for Proposed Fiscal Year 2020/21 total $16.1 million. The expenditures are spread over several departments, which provide core services to the community.

Chart 1 displays the percentage breakdown of expenditure by department for Fiscal Year 2020/21. As is common amongst cities, the City's greatest investment of General Fund resources is in public safety representing 57% of total expenditures. The City's commitment to parks, community services, youth recreation and seniors is also a high priority for the City Council. Investments in public safety and parks and community services are keys to the City's high quality of life.

Chart 1

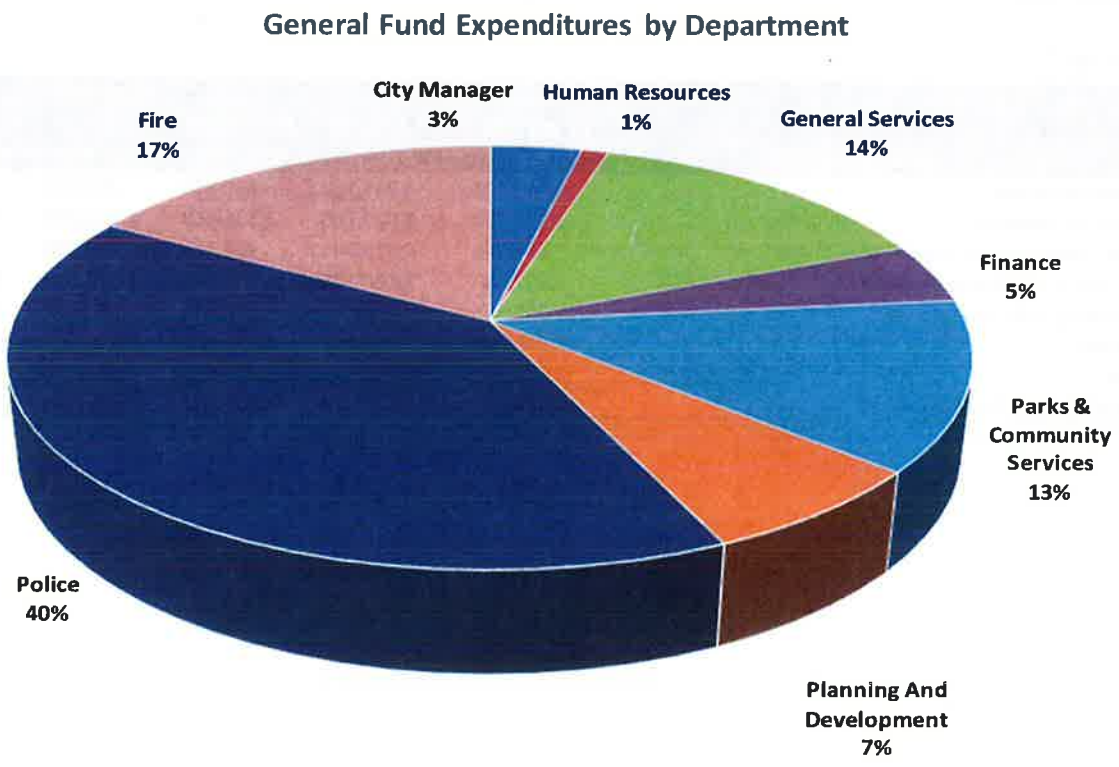

GENERAL FUND BALANCE SUMMARY

The City of Dinuba is projecting ending the 2019/20 fiscal year with a General Fund balance of approximately $6.1 million. In fiscal year 2017/18, the fund balance was at $2.8 million. In 2018/19, the fund balance increased by $1.8 million due to revenues exceeding expenses largely from increased sales tax revenues. In projected year end 2019/20, it is anticipated that the ending fund balance will be at $6 million, an increase of $1.4 million due to increased revenues and reduced expenditures resulting from the impacts of COVID-19. Based on the proposed budget's revenue over expenses of $490 thousand, it is anticipated that the General Fund balance will be at $6.6 million in 2020/21. The fund balance at the end of fiscal year 2020/21 will represent 23% of operating expenses. Figure 1 below shows the history of the General Fund balance.

Figure 1

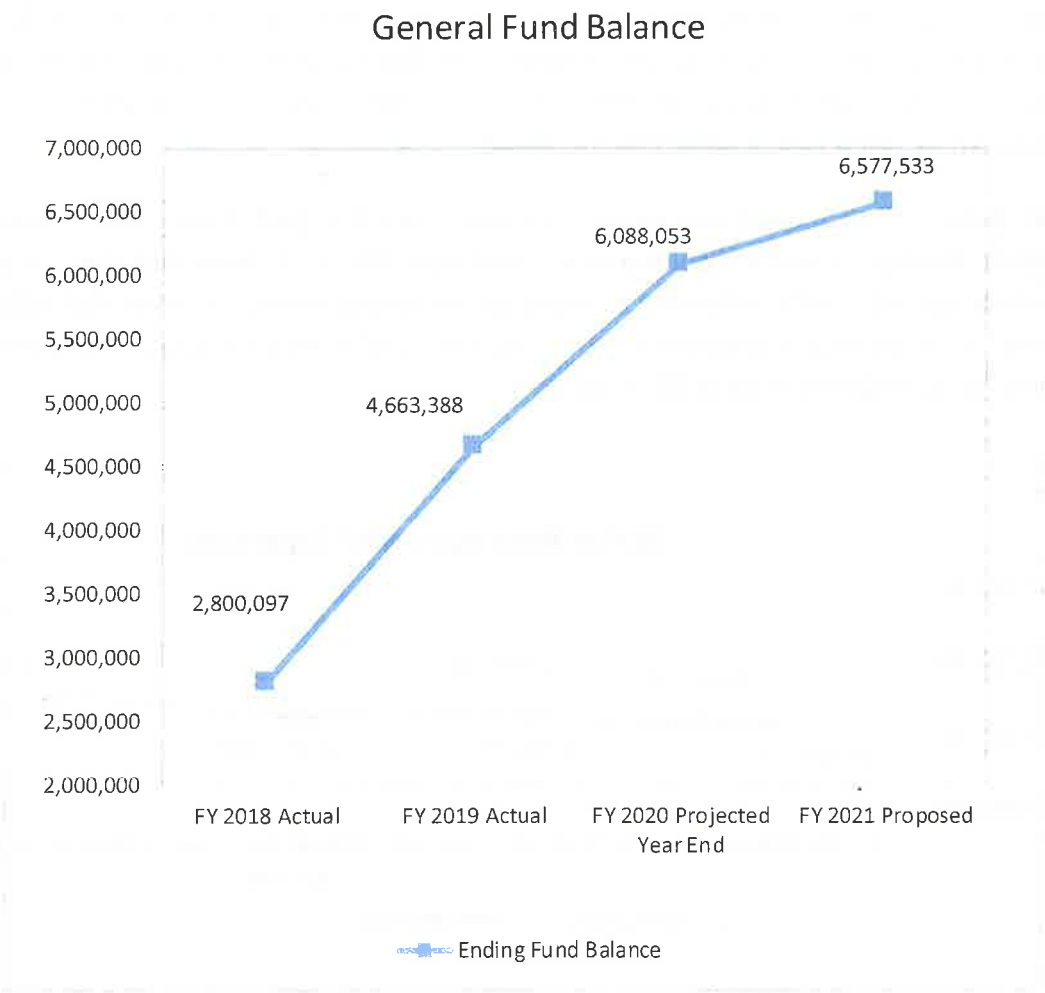

ENTERPRISE FUNDS

The enterprise funds include the Water, Sewer, Disposal, Golf, Transit and Ambulance Funds. In contrast to the General Fund, each enterprise fund operates similar to a business and funds are accounted for separately. User charges must be established and maintained at proper levels to assure adequate revenues to pay for operations, maintain adequate reserves and fund maintenance repair and replacement of critical equipment, facilities and infrastructure. The city will conduct a utility rate study in the coming year to ensure that rates are sufficient to cover expenses over the next five-year period.

Water

The City is anticipating revenues to come in over expenditures in the water fund by $247 thousand in 2019/20 projected year end (as shown in chart W1 below). In 2019/20 projected year end, revenues increased by approximately $200 thousand in comparison to 2018/19 actual mainly due to increases in new service connections from growth in single family homes. In Proposed 2020/21, staff is taking a conservative approach and has reduced the anticipated connections to be more in line with previous trends.

The table below reflects expenses versus revenues over the past three years. Revenues are proposed to slightly exceed expenditures in fiscal year 2020/21. Now that the water fund is structurally balanced, staff is diligently building up the fund balance. At the end of 2019/20, the unrestricted fund balance is projected to be $300 thousand with $2.6 million from the TCP 123 settlement for a combined total of $2.9 million.

Chart W1

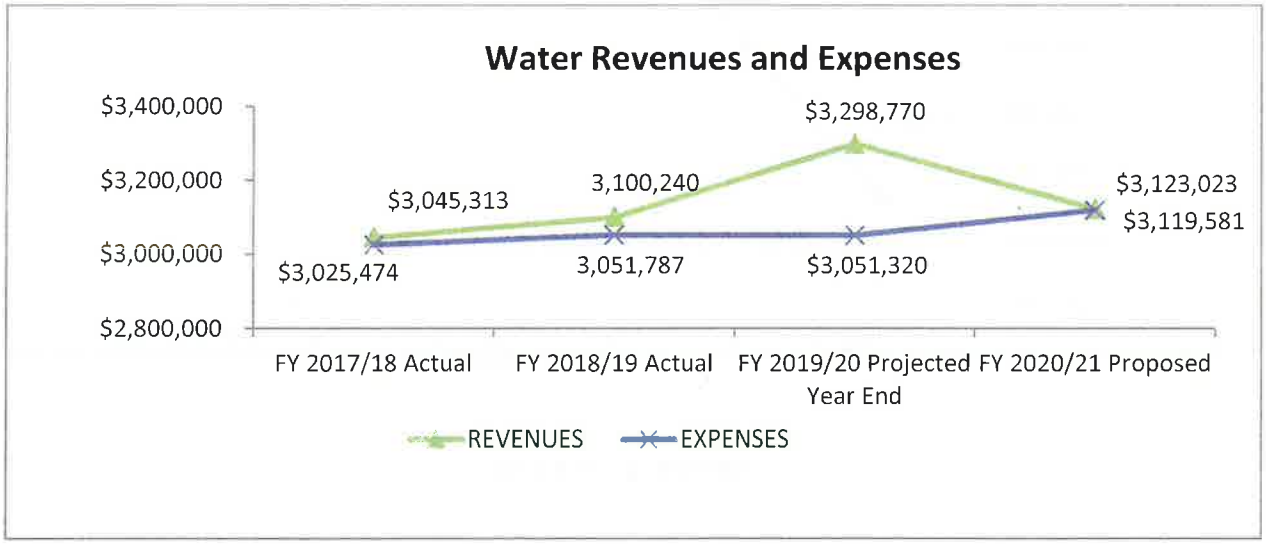

Sewer

As is the case with the water fund, staff is also anticipating the sewer fund to have revenues that will exceed expenses by $84 thousand in the 2020/21 fiscal year (as shown in chart S1). This was accomplished by the sewer rate increase approved in 2016 and by streamlining operations. Now that the sewer fund is structurally balanced, the next goal is to build up the fund balance, set aside funds for depreciation, and invest in major capital outlays (i.e., WWTP upgrade, etc.). At the end of fiscal year 2019/20, it is projected that the sewer fund will have a fund balance of $355 thousand. Minor equipment that has been needing replacement has been added to the proposed fiscal year 2020/21 budget. This includes $25 thousand for a polymer unit repair.

Chart S1

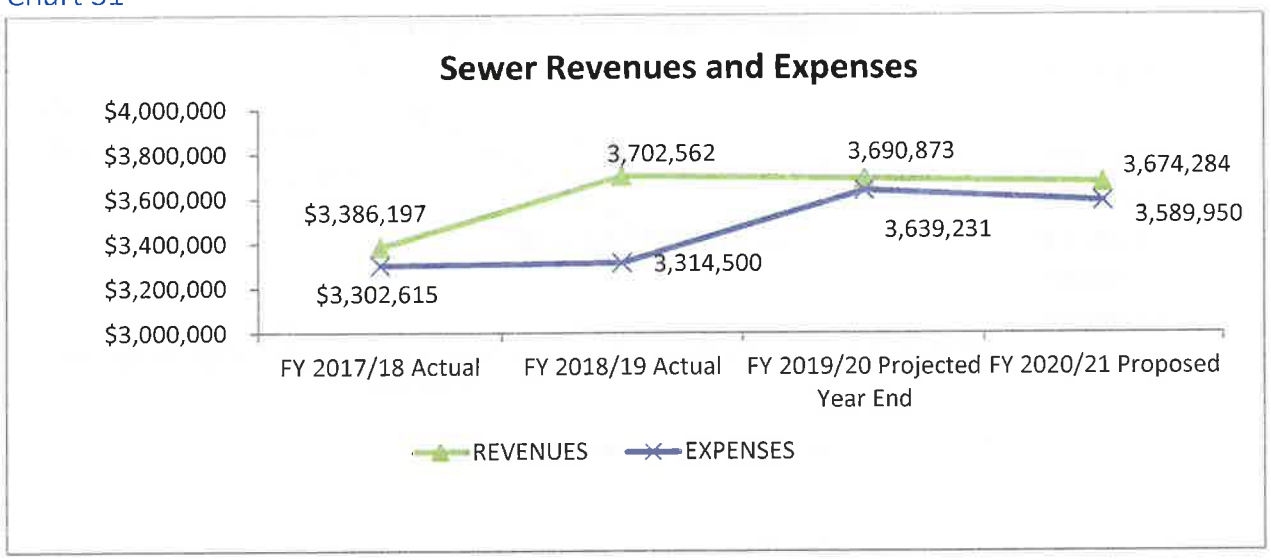

Note: In fiscal year 2018/19, an increase in revenue is attributed to a one time transfer of $131 thousand for sewer equipment and an increase of $200 thousand in services and fees for new development activity. Expenses were reduced in the same year due to a vacancy in Employee Services and decreases in maintenance and operations and transfers out to debt service.

Disposal

As was the case in the water and sewer funds, the disposal fund is also anticipated to have revenues exceeding expenses in fiscal year 2020/21 by $25 thousand as indicated in chart D1. There are no major capital expenditures proposed in the disposal fund. However, in projected year end 2019/20 expenses are expected to exceed revenues by approximately $30 thousand due to the unexpected increases in the recycling fees due to the increases in costs for shipping these recyclables to China and other South-Asian countries. This shortfall will be offset by a transfer in from fund balance.

Chart D1

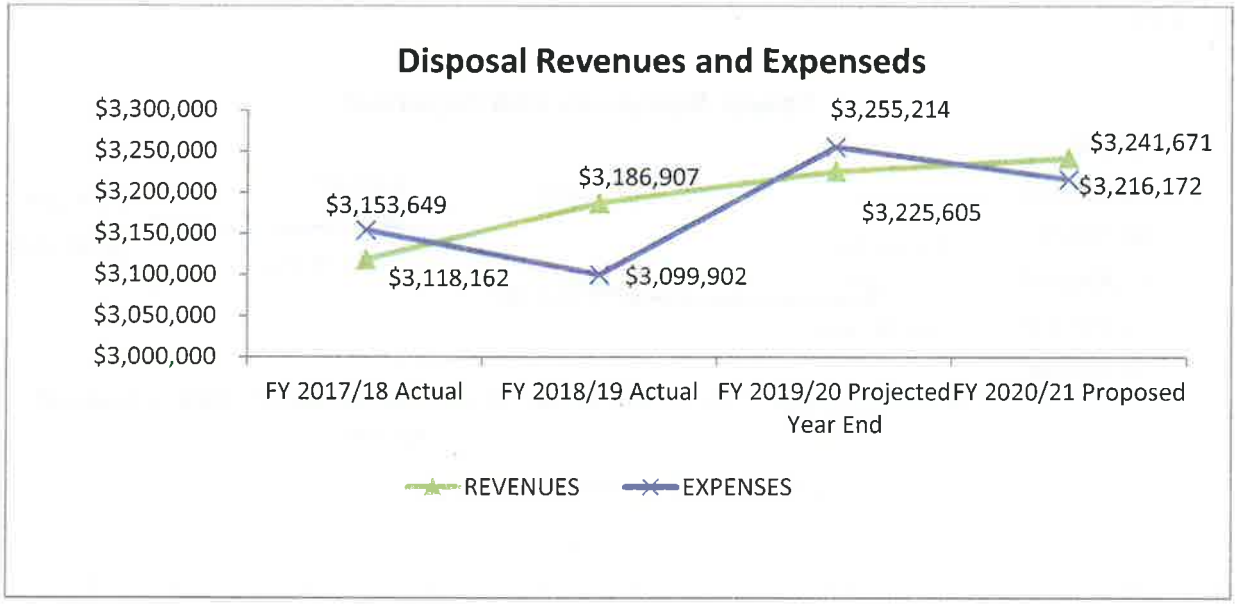

Note: In fiscal year 2018/19, there was a slight increase in revenues due to increases in disposal service fees. In expenses, a reduction in employee services and a decrease of 25% in overhead account for the change.

Ridge Creek Golf Course

In Fiscal year 2019/20 the golf course and club house were closed for a little over a month. During this time, the restaurant was able to continue operating at a minimal level by providing take out services only. Now that the restrictions have been reduced, dine-in is open with limited capacity. While rounds played seem to be returning to normal, Kemper Sports is estimating that there will be a reduction in revenues resulting from the capacity restrictions for the restaurant and the event center being completely shut down until the shelter-in-place order is lifted. This reduction in revenues will leave the fund with expenses exceeding revenues and will need a loan from general fund reserves to offset the deficit.

Chart G1

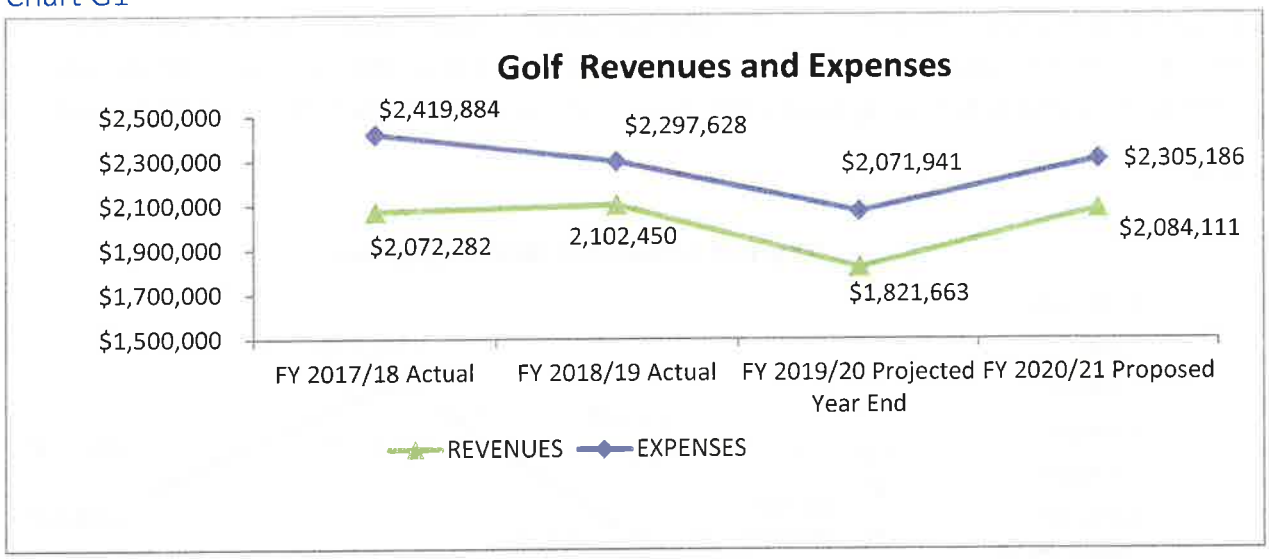

Transit

Transit fund is anticipated to have revenues that exceed expenses slightly in the amount of $6,265 as indicated on chart T1 below. The City's transit program has undergone extensive changes in FY 2020/21 with a new transit contract in an effort to make the program more efficient and fiscally sustainable. The transit fund is anticipated to have a projected $100 thousand in fund balance at the end of 2019/20. The 2020/21 proposed budget reflects the changes in the Contract with MV Transportation.

The Dinuba Area Regional Transit (DART) system may change in the future as the Tulare County Council of Governments and member agencies are exploring the possibility of forming a Joint Powers Authority (JPA) to consolidate transit into a county-wide agency. The goal of the JPA would be to improve efficiencies, streamline transit services and reduce overall costs. The formation of the JPA will be discussed in the coming year and a determination will be made whether to participate in a regional approach or maintain local control of the DART system.

Chart T1

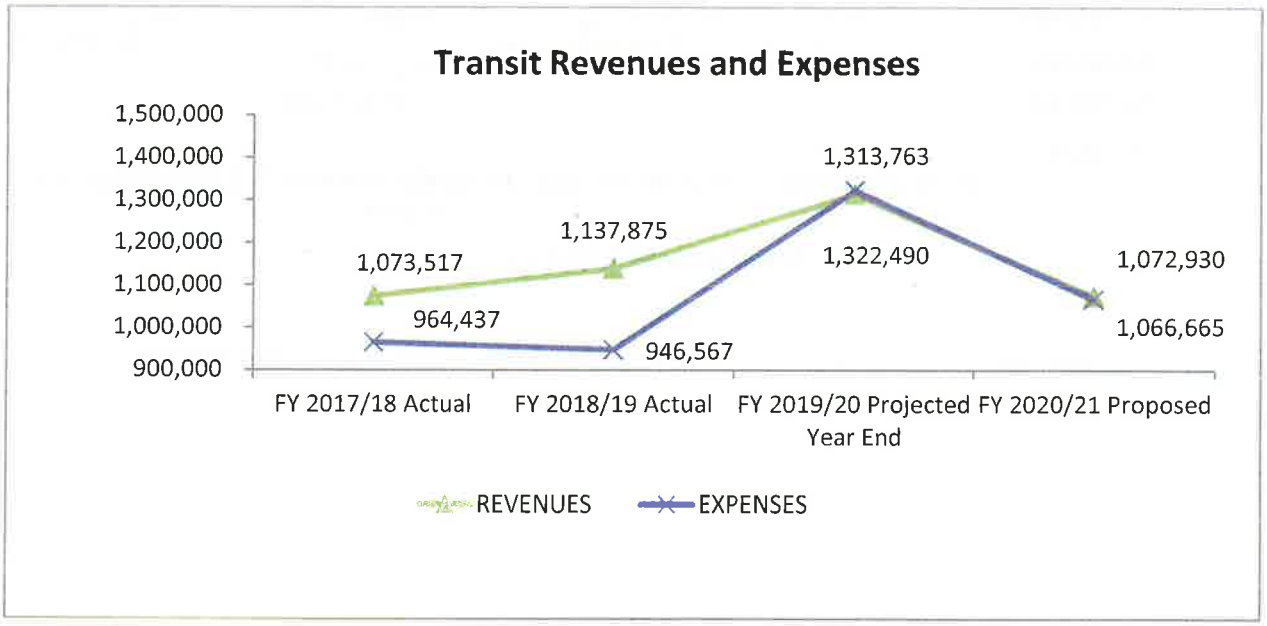

Ambulance

Revenues are expected to exceed expenditures by $1.1 million as indicated in the chart A1. This positive revenue over expense is largely due to Intergovernmental transfers (IGT) reimbursements of expenses by the state. In addition, the ambulance fund balance has grown steadily due to IGT and is projected to be at $8.4 million at the end of fiscal year 2019/20.

In fiscal year 2020/21, a new ambulance is proposed, as well as three non-fire suppression paramedic positions. In addition, the city will evaluate whether to proceed with the construction of the second fire station next year. The design of the second fire station was put on hold due to loss of revenue in the Measure F fund in FY 2017/18. With ongoing reimbursements from the Intergovernmental Transfer Fund (IGT) for emergency response services, the city decided to move forward with completion of the design of the fire station. The architect is expected to complete the design later this year.

Chart A1

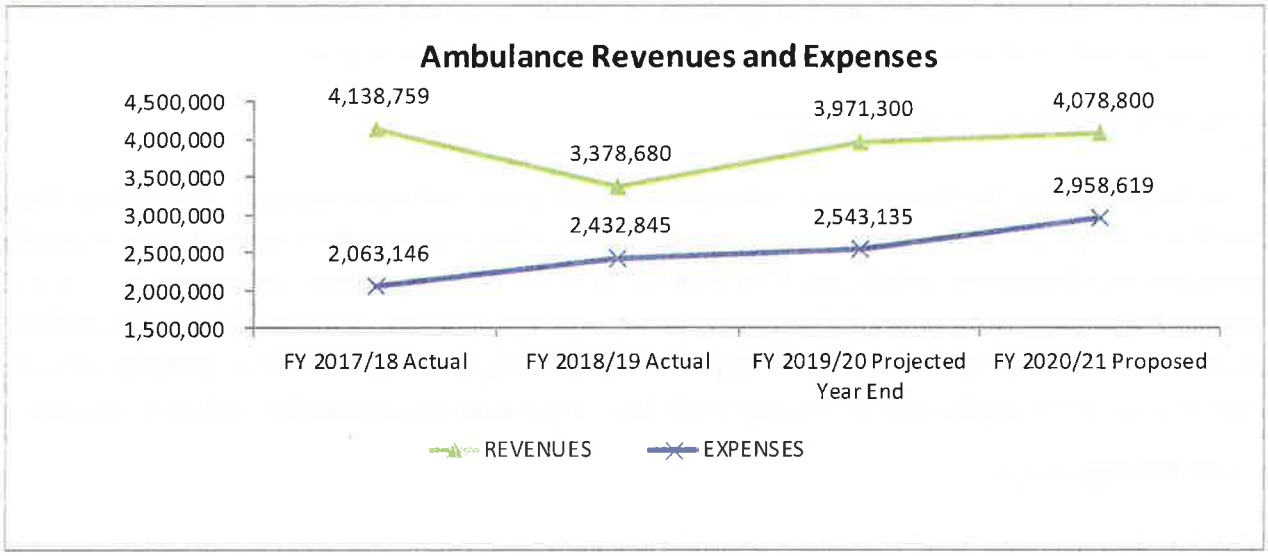

INTERNAL SERVICE FUNDS

The City of Dinuba operates five Internal Service Functions: Risk Insurance, Property and Facility Maintenance, Fleet Maintenance, Computer Equipment Replacement and Health Insurance. One major change in FY 2019/20 in the internal service fund was moving the Billing and Collections from the internal service fund into Water, Sewer, Disposal and Ambulance funds. Revenues for the Internal Service Funds are derived from charges to the internal departments on a pro rata share.

Risk Insurance

The Risk Insurance fund includes property and liability insurances. As a largely self-insured agency, the City of Dinuba mitigates exposure by participating in a Joint Powers Authority (JPA) for property and liability insurances including Worker's Compensation. The Central San Joaquin Valley Risk Management Authority JPA is composed of 54 Central Valley cities that collectively pool services and resources to reduce costs. Members of the JPA are expected to be active participants and therefore have a large level of influence on the decisions made by the board. For proposed fiscal year 2020/21, the risk fund is expected to break even.

Property and Facilities Maintenance

This fund provides for the general maintenance and custodial work associated with the City's facilities. In an effort to reduce costs, in the 2018/19 fiscal year only one part-time custodial position was budgeted which resulted in a 59 percent decrease when compared to 2017/18 actual. For the duration of the 2018/19 fiscal year, only the absolute essential duties were fulfilled by the remaining custodian. Finally, in 2019/20, the City began outsourcing the custodial services. The proposed fiscal year 2020/21 budget will have a full year of outsourced custodial services.

Fleet Maintenance

The City has a vehicle fund to deliver operational and maintenance services for the City's fleet of vehicles. One full-time Mechanic and one full-time Mechanic Helper are responsible for the City's fleet. A 45 percent decrease was made in 2018/19 in comparison to 2017/18 by reducing personnel and the lease 13 new vehicles. The lease for this new fleet covers the maintenance of the vehicles for a period of five years, allowing for savings in the fund for that duration. An increase of less than 1 percent is anticipated in proposed fiscal year 2020/21.

Computer Replacement

In prior years, the city has replaced computers on an as needed basis, which means that the majority of the time, they were being used until they gave out. A computer replacement program was implemented in fiscal year 2019/20 to ensure replacement of aging computers and software. As a large portion of the City's computers are as old as ten years, the replacement program will

focus on replacing the oldest computers first, eventually leading to a rotation where all computers are replaced every five to seven years. Having up-to-date computers and software allows for more security and less downtime due to malfunctions.

Health Care Costs

The City's self-insured health care plan expenses have increased steadily in the past few years, however, staff has been monitoring the City's health plan and this fund closely to ensure long term viability. With a history of being largely unpredictable, expenses in the health insurance fund can soar from one year to the next as was evidenced in fiscal year 2011/12. In an effort to prevent a major hit to the fund, staff and the City's new Health Insurance Broker increased the transfers in for the 2019/20 budget. In 2019/20, the beginning fund balance in the health insurance fund was a negative $94 thousand. Staff is anticipating to have revenues over expenses of $447 thousand at the end 2019/20. This amount will be set aside as available fund balance in the Health Insurance Fund.

Chart H1

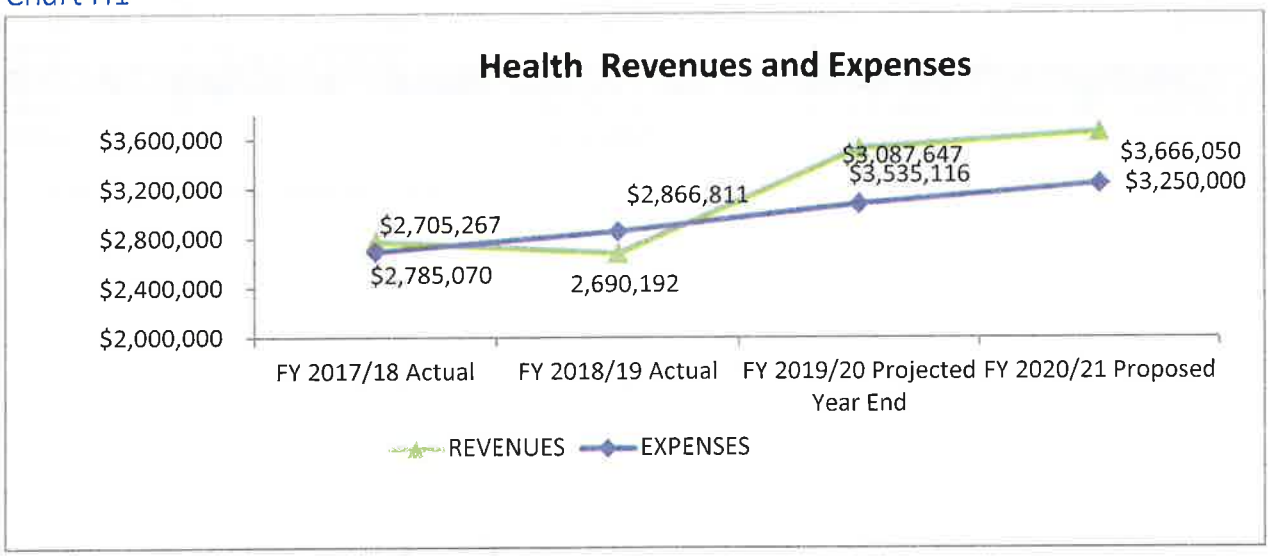

CAPITAL IMPROVEMENT PROGRAM (CIP)

The fiscal year 2020/21 CIP includes several projects totaling a little over $1 million.

TRANSPORTATION	FUNDING SOURCE		ESTIMATED COST
Sign Replacement Program (Phase II)	Gas Tax	$	80,000
	Total Transportation	**$**	**80,000**

PARKS	FUNDING SOURCE		ESTIMATED COST
Entertainment Plaza Restrooms	Impact Fees - Parks	$	108,000
	Total Parks	**$**	**108,000**

CAPITAL FACILITIES	FUNDING SOURCE		ESTIMATED COST
HVAC System Dinuba Senior Center Kitchen	Alta Healthcare District	$	7,500
HVAC System Dinuba Senior Center Social Hall	General Fund	$	8,900
Police Department Parking Lot Expansion	Police Impact Fees and Public Safety Tax	$	400,000
	Total Capital Facilities	**$**	**416,400**

VEHICLE/EQUIPMENT	FUNDING SOURCE		ESTIMATED COST
Replacement of Polymer Dosing Unit	Sewer Fund	$	25,000
4 Ton Trailer Mount Hot Box (Annual Allocation)	Water, Sewer and Transporation	$	12,000
310L Backhoe Loader (Annual Allocation)	Water	$	29,151
Ambulance	Intergovernmental Transfer (IGT)	$	200,000
	Total Vehicle/Equipment	**$**	**266,151**
SEWER	**FUNDING SOURCE**		**ESTIMATED COST**
Waste Water Reclamation Facility Clarifer (Design)	Sewer Funds	$	160,000
	Total Sewer	**$**	**160,000**

Total Capital Expenditures	**$**	**1,030,551**

DEBT SERVICE

The city tracks all debt incurred in the debt service fund. The debt includes bonds and leases to fund infrastructure projects and major public facilities. These debts are paid for from various funds that benefited from the project.

Summary of Debt Service by fund

	Annual Debt Payment	Balance on Debt
General Debt Service	$424,540	$1,669,779
Water Debt Service	$557,671	$4,333,650
Sewer Debt Service	$829,490	$9,045,000
Financing Authority Debt Service	$1,696,402	$22,225,961
Successor Agency Debt Service	$3,335,938	$44,130,000
Other Debt Service	$145,923.88	$435,177
Total	**$6,989,964**	**$81,839,567**

Detailed Debt Service Schedule

DESCRIPTION	DATE OF LOAN	FY WILL BE PAID OFF	LOAN AMOUNT	BALANCE AS OF JUNE 30 , 2020
2012 Successor	12/6/2012	2039-40	$1,700,000	$1,380,000
2012 Public Works	11/7/2012	2038-39	$11,270,000	$8,325,000
2012 Waste water	11/7/2012	2038-39	$8,145,000	$6,685,000
2014 Successor	4/30/2014	2033-34	$14,650,000	$11,735,000
2015 Successor	3/1/2016	2036-37	$15,055,000	$13,160,000
2016 Measure R	10/1/2016	2038-2039	$6,580,000	$5,910,000
2017 Successor	2/1/2017	2037-2038	$18,875,000	$17,855,000
2012 Land	9/20/2012	2022-23	$1,500,000	$575,000
Total Bonds			**$82,540,000**	**$67,985,000**
Police Vehicle Replacement-6 Dodge Charg	2/1/2017	2020-2021	$250,486	$51,669
New World Systems-Accounting Software S	10/15/2013	2020-21	$548,623	$86,403
2013 Solar-Solar Project	2/18/2014	2033-34	$8,433,377	$7,990,961
PARKS Vehicles	12/15/2018	2023-2024	$45,064	$30,855
PARKS Vehicles	12/15/2018	2023-2024	$28,669	$19,851
PUBLIC WORKS Vehicles	12/15/2018	2023-2024	$73,470	$51,699
PUBLIC WORKS Vehicles	12/15/2018	2023-2024	$149,475	$100,671
PUBLIC WORKS Vehicles	12/15/2018	2023-2024	$57,404	$39,723
Dell	11/1/2019	2024-2025	$160,114	$140,708
Total Leases			**$9,746,683**	**$8,512,541**
2015 BBVA	1/15/2016	2030-31	$1,300,000	$1,008,376
Safety Clean Water 2005	3/14/2005	2027-28	$6,956,217	$3,924,867
Safety Clean Water 1998	7/1/1999	2022-23	$1,924,399	$408,783
ARRA(America Recovery & Reinvestment A	12/23/2011	2019-20	$611,334	($0)
Total Loans			**$10,791,950**	**$5,342,026**
	Total all Long-Term Debt		**$103,078,633**	**$81,839,567**

The chart below represents the city debt by short-term, medium-term, and long-term. The next three years reflects $1.1 million that will be retired, followed by $13.3 in 4-10 years, and the majority of the debt, $66.4 million will be paid off in 10-20 years.

Debt Service Payoff

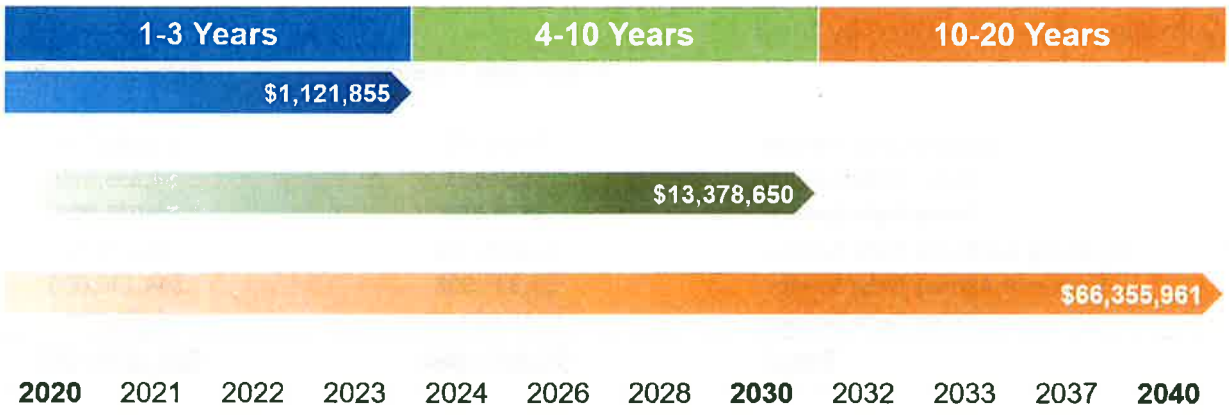

TOTAL DEBT: $81,839,567

GENERAL (FUND 101)

The General Fund covers general operations of the budget. General Fund revenues are not restricted and therefore can used is directed by the City Council. The General Fund includes the following departments and divisions:

- General Fund Revenues 22
- Legislative Services 25
  - City Council 25
  - City Attorney 26
  - City Manager 26
  - Human Resources 26
- General Services 26
- Finance Services 27
- Parks & Community Services 28
- Police Services 32
- Fire Services 37
- Community Development Support 38
  - Engineering Services 38
  - Planning Services 39
  - Code Enforcement Services 39
  - Building Services 40
  - Housing Services 41

Account Number	Account Description	FY 2017/18 Actual	FY 2018/19 Actual	FY 2019/20 Adopted	FY 2019/20 Projected Year End	FY 2020/21 Proposed
Fund: 101 - General Fund						
REVENUES						
Taxes - Taxes						
400.1000	PROP TAXES Secured - Current Year	672,198	666,770	675,000	675,000	675,000
400.1010	PROP TAXES Secured - Prior Year	13,107	12,961	14,000	14,000	14,000
400.1020	PROP TAXES Unsecured - Current Year	38,998	39,719	40,000	42,000	44,000
400.1030	PROP TAXES Unsecured - Prior Year	1,206	619	1,200	1,200	700
400.1040	PROP TAXES Supplemental - Current Year	30,849	32,923	32,000	32,000	32,000
400.1050	PROP TAXES Supplemental - Prior Year	3,279	4,725	3,400	4,200	5,000
400.1060	PROP TAXES Interest & Penalties	3,152	7,073	3,200	4,000	5,000
400.1070	PROP TAXES Passthrough - Redevelopment	389,674	522,717	300,000	300,000	455,000
400.1080	PROP TAXES Property Tax Relief	6,279	6,241	6,300	6,300	6,300
400.1090	PROP TAXES In Lieu of Taxes - Housing Auth	7,816	7,816	7,500	7,800	7,800
400.1100	PROP TAXES Aircraft	413	21	0	0	0
401.1000	OTHER TAXES Motor Vehicle In-Lieu of (VLF)	1,828,061	1,931,553	1,930,000	2,013,330	2,020,000
401.1010	OTHER TAXES Off-Highway Motor Vehicle	13,086	11,939	12,000	12,000	12,000
402.1000	UTILITY USER TAX Gas	220,534	290,293	250,000	270,000	300,000
402.1010	UTILITY USER TAX Electric	943,821	888,809	810,000	820,000	900,000
402.1020	UTILITY USER TAX Telephone	327,436	296,771	300,000	300,000	250,000
403.1010	SALES TAX Sales & Use Tax	7,473,461	8,084,409	8,125,000	8,375,000	8,750,000
403.1020	SALES TAX Sales Tax - 1/2 Cent	82,003	99,643	85,000	89,679	85,000
404.1000	REAL PROPERTY TRANSFER TAX Real Property Transfer	34,226	38,524	32,000	36,000	40,000
405.1000	TRANSIENT OCCUPANCY TAX Transient Occupancy Tax	291,190	289,263	300,000	212,345	260,000
406.1000	BUS LIC TAX Business License	221,780	225,530	215,000	245,000	215,000
406.1020	BUS LIC TAX SB1186 Fee	2,509	3,570	2,500	3,600	2,500
407.1000	FRANCHISE TAX Electric	113,765	119,036	115,000	123,000	115,000
407.1010	FRANCHISE TAX Cable TV	79,441	84,269	75,000	75,000	75,000
407.1020	FRANCHISE TAX Gas	41,609	41,797	4,000	48,000	42,000
	Account Classification Total: Taxes - Taxes	12,839,895	13,706,991	13,338,100	13,709,454	14,311,300
Lic & Permits - Licenses & Permits						
410.1000	PERMITS Building	336,835	307,961	200,000	585,134	200,000
410.1010	PERMITS Garage & Yard Sales	1,140	965	1,000	1,000	1,000
	Account Classification Total: Lic & Permits - Licenses & Permits	337,975	308,926	201,000	586,134	201,000
Fines & Forfeit - Fines & Forfeitures						
411.1000	FINES Parking	5,639	2,626	3,000	3,000	3,000
411.1010	FINES Child Passenger Seat	408	258	400	400	400
411.1030	FINES Bicycle Helmet Violation	4	0	0	0	0
411.1050	FINES Traffic School	2	0	0	0	0
411.1060	FINES Proof of Corrections	1,648	1,040	1,500	1,000	1,500
411.1070	FINES Courts - General Based	75,905	72,862	45,000	70,000	45,000
411.1090	FINES Red Light Violations	3,741	2,308	3,500	3,500	3,500
411.1100	FINES Litter	0	55	75	75	75
411.1150	FINES Other Fines	112	1,532	1,000	500	1,000
411.1160	FINES Crime Prevention Program	774	172	500	500	500
411.1170	FINES DUI Lab Fines	2,720	3,222	3,500	4,500	3,500
	Account Classification Total: Fines & Forfeit - Fines & Forfeitures	90,952	84,075	58,475	83,475	58,475
Use of Money - Use of Money & Property						
412.1000	USE OF MONEY & PROP Investment Earnings	47,442	113,225	30,000	104,000	70,000
412.1050	USE OF MONEY & PROP Unrealized Gain/Loss	(25,531)	63,040	0	0	0
	Account Classification Total: Use of Money - Use of Money & Property	21,911	176,265	30,000	104,000	70,000
Intergov - Intergovernmental						
413.1000	INTERGOVT Mandated Cost Reimbursement	17,399	26,186	6,000	6,000	6,000
413.1040	INTERGOVT Tulare County Receipts	26,700	14,324	20,000	15,000	22,500
413.1080	INTERGOVT Motor Vehicle in Lieu	0	0	0	0	0
413.1100	INTERGOVT Ave 416	93,639	27,284	0	41,600	8,400
413.1190	INTERGOVT Other Grant	3,339	0	0	0	0
	Account Classification Total: Intergov - Intergovernmental	141,077	67,794	26,000	62,600	36,900

Account Number	Account Description	FY 2017/18 Actual	FY 2018/19 Actual	FY 2019/20 Adopted	FY 2019/20 Projected Year End	FY 2020/21 Proposed
Service Charges - Services Charges						
409.1010	SRVC & FEE Returned Check Charges	1,325	1,075	1,500	1,075	1,000
409.1020	SRVC & FEE Admin Citation	28,957	2,693	7,000	2,692	7,000
409.1030	SRVC & FEE Document Copy Charges	4,999	4,968	5,000	5,000	5,000
409.1050	SRVC & FEE Records Research	235	0	0	0	0
409.2010	SRVC & FEE Youth Sports Fees	56,495	65,407	55,000	21,000	60,000
409.2020	SRVC & FEE Adult Sports Fees	8	0	0	0	0
409.2030	SRVC & FEE Aquatics Lesson Fees	11,444	15,193	13,500	808	14,500
409.2040	SRVC & FEE Aquatics Open Swim Fees	4,365	7,760	6,000	20,800	6,000
409.2050	SRVC & FEE Youth-Summer Fun in Park	4,241	4,980	4,500	1,040	4,500
409.2060	SRVC & FEE Special Events Fee	7,425	6,742	5,700	700	6,000
409.2070	SRVC & FEE Athletic Light	3,289	0	2,500	800	1,700
409.2080	SRVC & FEE Major Event	3,400	3,440	3,440	1,800	3,440
409.2090	SRVC & FEE Seniors Lunch	11,110	11,485	11,670	11,670	14,700
409.2100	SRVC & FEE Athletic Sponsors	12,750	16,750	15,000	13,000	15,000
409.2110	SRVC & FEE After School Care	49,309	50,805	52,000	42,000	52,000
409.2120	SRVC & FEE Private Building Rental	44,182	43,326	45,000	45,000	45,000
409.2130	SRVC & FEE Public Building Rental	3,672	3,969	2,000	2,000	2,100
409.2135	SRVC & FEE Senior Miscellaneous Revenue	1,202	990	1,500	1,000	0
409.2140	SRVC & FEE Park Rental (BBQ/Shelter)	11,316	17,228	14,300	9,000	16,000
409.2150	SRVC & FEE Sportplex fees	33,634	44,793	40,000	32,000	40,000
409.2160	SRVC & FEE Vending Machine	421	1,463	500	1,500	1,500
409.3010	SRVC & FEE Police Emergency Response	10,357	10,282	6,500	15,500	12,000
409.3020	SRVC & FEE School Resource Officer	157,616	159,123	164,515	164,515	175,180
409.3030	SRVC & FEE ABC Application Review	352	418	400	400	400
409.3040	SRVC & FEE Noise Disturbance Callback	45	21,364	10,000	20,000	15,000
409.3050	SRVC & FEE False Alarm Response	3,001	6,424	2,000	7,500	5,000
409.3060	SRVC & FEE Records Check Service	828	506	700	700	700
409.3070	SRVC & FEE Fingerprinting Service	5,621	6,839	7,000	4,060	7,000
409.3080	SRVC & FEE Accident Report Copies	6,687	7,137	7,500	7,500	7,500
409.3090	SRVC & FEE Vehicle Equip Correction	6,101	5,340	6,000	3,710	6,000
409.3100	SRVC & FEE Crime Scene Photo Reproduction	429	252	366	366	366
409.3110	SRVC & FEE Stored Vehicle Release	47,476	33,022	55,000	27,000	30,000
409.3115	SRVC & FEE Vehicle Repo Release Form Fee	0	0	0	750	750
409.3120	SRVC & FEE Funeral Escort Services	1,155	553	500	500	500
409.3130	SRVC & FEE Animal Recovery/Return	4,159	6,212	5,000	5,200	5,000
409.3140	SRVC & FEE Cruelty to Animals	100	400	400	400	400
409.3150	SRVC & FEE Running at Large	5,922	8,284	5,500	5,500	5,500
409.3160	SRVC & FEE License Required	2,272	4,102	3,000	3,000	3,000
409.3170	SRVC & FEE Nuisance Behavior	266	364	500	500	500
409.3180	SRVC & FEE Animal Bite Investigation	832	1,268	700	1,500	700
409.3190	SRVC & FEE Animal Disposal	156	338	200	200	200
409.3200	SRVC & FEE Major Event	31,929	33,998	32,500	15,000	31,500
409.3230	SRVC & FEE Police Patches	162	362	150	250	150
409.3240	SRVC & FEE Dog License Fee	825	2,905	1,250	2,000	1,500
409.4010	SRVC & FEE Fire Inspection Fee	6,408	2,713	4,160	4,160	4,500
409.4020	SRVC & FEE Fire Report Copies	82	481	379	246	264
409.4030	SRVC & FEE Hydrant Testing	294	750	450	459	314
409.4040	SRVC & FEE Residential Sprinkler Test	13,703	17,878	6,048	41,000	3,440
409.4050	SRVC & FEE Sprinkler Testing/Inspection	3,626	1,511	1,500	2,300	1,500
409.4060	SRVC & FEE Fire Suppression Hood	151	154	155	314	161
409.5200	SRVC & FEE Public Improvement Plan Check	35,843	194,836	0	27,288	0
409.5220	SRVC & FEE Row Encroachment Permit	10,402	89,707	6,120	91,501	6,242
409.5240	SRVC & FEE Lot Line Adjustment	1,841	2,016	728	728	728
409.5250	SRVC & FEE Site Plan Review	3,375	0	1,649	1,649	1,649
409.5260	SRVC & FEE Conditional Use Review	1,126	5,869	4,220	4,220	4,220
409.5270	SRVC & FEE Temporary Use Review	1,740	1,239	1,387	1,387	1,387

Account Number	Account Description	FY 2017/18 Actual	FY 2018/19 Actual	FY 2019/20 Adopted	FY 2019/20 Projected Year End	FY 2020/21 Proposed
409.5280	SRVC & FEE Home Occupation Review	1,850	1,323	944	944	944
409.5290	SRVC & FEE Categorical Exemption	344	175	857	857	857
409.5300	SRVC & FEE Final Parcel Map Review	3,780	(971)	0	0	0
409.5310	SRVC & FEE Pub. Improvement Inspection Fee	47,790	259,781	0	55,000	0
409.5320	SRVC & FEE Sales - Maps, Publication	0	0	0	10	0
409.5350	SRVC & FEE Enviro Impact Review	10,450	0	0	0	0
409.5360	SRVC & FEE Final Subdivision Map	3,317	5,613	0	2,919	0
409.5370	SRVC & FEE Time Extension Notification	2,496	0	0	0	0
409.5380	SRVC & FEE Light & Landscape District Fee	4,835	1,880	0	1,493	0
409.5390	SRVC & FEE Preliminary Plan Review	2,732	1,686	3,241	0	3,241
409.5400	SRVC & FEE Rezone Review Fee	3,990	0	2,713	0	2,713
409.5440	SRVC & FEE Zoning Letter Fee	0	285	0	100	0
409.5450	SRVC & FEE County Fees	232	58	0	0	0
409.5470	SRVC & FEE Fish & Game Fee	2,216	0	0	0	0
409.5480	SRVC & FEE Outsourcing Exp	18,083	20,635	10,000	14,000	10,000
409.5490	SRVC & FEE General Plan Amendment	7,044	0	0	0	0
409.5520	SRVC & FEE Negative Declaration	665	0	0	0	0
409.5550	SRVC & FEE Tentative Parcel Map Review PC	4,822	0	0	2,557	0
409.5600	SRVC & FEE Address Change Review	0	98	0	0	0
409.5610	SRVC & FEE Landscape Plan Check	0	696	0	2,100	0
409.5620	SRVC & FEE Landscape Inspection	0	510	0	400	0
409.5630	SRVC & FEE FEMA Flood Zone Certification	0	0	0	61	0
409.6010	SRVC & FEE Bldg Safety Inspection Fee	2,937	3,336	3,600	3,600	3,600
409.6020	SRVC & FEE Mobile Home Inspection Fee	755	755	755	2,965	755
409.6030	SRVC & FEE Code Violation Fee	0	0	100	100	100
409.6040	SRVC & FEE SMIP Receipts	4,975	4,087	3,000	5,500	3,000
409.6050	SRVC & FEE SB1473 Bldg Standard Receipt	1,432	1,099	800	2,000	800
409.6060	SRVC & FEE Housing Safety Inspection	430	0	0	75	0
409.7001	SRVC & FEE State Receipts	0	1,000	0	0	0
Account Classification Total: Service Charges - Services Charges		783,833	1,231,758	648,597	768,869	654,701
Miscellaneous - Miscellaneous						
414.1000	MISC Cash Over/Short	(9)	(711)	0	(200)	0
414.1010	MISC Other Miscellaneous Revenue	92,357	158,227	0	33,303	0
414.1020	MISC Special Projects Revenue	4,592	3,119	0	11,200	0
414.1030	MISC Credit Bureau Receipts	0	1,630	0	1,450	0
414.1210	MISC Other Reimbursement	0	5,199	0	250	0
425.1000	DONATION Donation	30	750	0	0	0
425.1010	DONATION Centennial Celebration	111	111	0	20	0
425.1020	DONATION Fireworks	1,580	3,090	0	370	0
425.1030	DONATION Senior Center	735	0	0	0	0
501.1010	OVERHEAD Gas Tax	70,298	90,691	81,512	81,512	72,585
501.1020	OVERHEAD Transit	21,089	23,198	24,358	24,358	25,576
501.1030	OVERHEAD Water	322,396	333,473	232,342	232,342	251,924
501.1040	OVERHEAD Sewer	268,641	315,252	205,285	205,285	207,232
501.1050	OVERHEAD Disposal	534,692	401,019	250,000	250,000	271,393
501.1060	OVERHEAD Ambulance	183,157	243,443	216,938	216,938	229,137
501.1070	OVERHEAD Transportation	69,065	58,139	55,499	55,499	58,604
501.1080	OVERHEAD CNG	25,564	22,462	21,908	21,908	24,207
501.1090	OVERHEAD Lighting & Landscaping	43,455	65,257	66,400	66,400	47,703
501.1100	OVERHEAD IT Support	14,994	14,994	14,556	14,556	14,556
Account Classification Total: Miscellaneous - Miscellaneous		1,652,746	1,739,343	1,168,798	1,215,191	1,202,917
Transfers - Transfers						
800.115	TRSF IN Ridgecreek Golf	0	0	12,000	0	0
800.201	TRSF IN Traffic Safety	202	0	0	0	0
800.205	TRSF IN Abandoned Vehicle	65,707	0	0	0	0
800.210	TRSF IN Development Support	219,150	0	0	0	0
800.320	TRSF IN Ambulance	0	60,000	60,000	60,000	60,000

Account Number	Account Description	FY 2017/18 Actual	FY 2018/19 Actual	FY 2019/20 Adopted	FY 2019/20 Projected Year End	FY 2020/21 Proposed
800.401	TRSF IN HOME	0	13,352	41	0	500
800.402	TRSF IN CAL-HOME	0	790	181	0	200
800.403	TRSF IN CDBG	28,972	0	7,661	7,661	31,620
Account Classification Total: Transfers - Transfers		314,031	74,142	79,883	67,661	92,320
Other - Other Financing Sources						
415.1050	OTH FIN SOURCES Sale of City Land	434,848	0	0	359,401	0
415.1090	OTH FIN SOURCES Other Projects	0	13,423	0	4,554	0
Account Classification Total: Other - Other Financing Sources		434,848	13,423	0	363,955	0
REVENUES Total		16,617,268	17,402,717	15,550,853	16,961,339	16,627,613
EXPENSES						
Department:	**10 - Legislative Services**					
Division:	**101 - City Council**					
Employee Service - Employee Services						
600.1020	EMP SRV Part Time Salaries	18,000	18,300	18,000	18,000	18,000
600.1090	EMP SRV Social Security	711	883	1,132	1,132	1,132
600.1100	EMP SRV Medicare	231	239	273	273	273
600.1120	EMP SRV Health/Dental/Vision Insurance	75,353	69,702	97,600	97,600	97,600
Account Classification Total: Employee Service - Employee Services		94,295	89,124	117,005	117,005	117,005
M & O - Maintenance and Operations						
610.1010	SUPPLIES Office Supplies	3,258	291	300	300	300
630.1010	COMMUNICATION Telephone	1,128	1,285	1,350	1,350	1,350
630.1040	COMMUNICATION Postage	93	48	90	90	90
640.1010	SERVICES Professional & Technical	575	930	700	700	700
650.1010	TRAINING Travel & Conference	1,864	7,092	5,000	5,000	5,000
670.1040	MAINTENANCE Vehicle Maintenance	4,500	4,575	4,469	4,469	4,469
690.1010	SPC DEPT EXP Due & Subscriptions - Oth	3,406	1,723	1,500	1,500	1,500
690.1130	SPC DEPT EXP Economic Development	172	785	500	500	500
690.1150	SPC DEPT EXP Community Grants/Miscellaneous	9,800	16,850	10,000	10,000	10,000
690.1151	SPC DEPT EXP Community Grants / Car Show	10,000	10,800	10,000	0	10,000
690.1180	SPC DEPT EXP Community Promotion / Misc	926	150	500	(150)	500
690.1181	SPC DEPT EXP Community Promotion / Historical	10,000	0	0	0	0
Account Classification Total: M & O - Maintenance and Operations		45,722	44,528	34,409	23,759	34,409
Division Total: 101 - City Council		140,017	133,653	151,414	140,764	151,414
Division:	**102 - City Attorney**					
M & O - Maintenance and Operations						
640.1010	SERVICES Professional & Technical	277,019	0	0	0	0
640.1020	SERVICES Contractual Services	100,534	113,908	117,300	117,300	117,300
Account Classification Total: M & O - Maintenance and Operations		377,553	113,908	117,300	117,300	117,300
Division Total: 102 - City Attorney		377,553	113,908	117,300	117,300	117,300
Division:	**103 - City Manager**					
Employee Service - Employee Services						
600.1010	EMP SRV Regular Salaries	159,330	163,276	172,666	172,666	176,935
600.1015	EMP SRV Buy back Salaries	0	0	4,988	4,988	5,188
600.1080	EMP SRV PERS	24,928	31,609	45,181	45,181	54,741
600.1100	EMP SRV Medicare	2,332	2,423	2,607	2,607	2,670
600.1110	EMP SRV Disability/Life Insurance	4,295	3,748	4,136	4,136	4,235
600.1120	EMP SRV Health/Dental/Vision Insurance	24,185	22,729	31,720	31,720	31,720
600.1130	EMP SRV Worker's Compensation	2,155	760	1,305	1,305	1,305
600.1140	EMP SRV Unemployment Insurance	533	295	673	673	673
600.1190	EMP SRV Stipends	254	0	0	0	0
Account Classification Total: Employee Service - Employee Services		218,011	224,840	263,276	263,276	277,467
M & O - Maintenance and Operations						
610.1010	SUPPLIES Office Supplies	493	532	700	150	700
630.1010	COMMUNICATION Telephone	23	0	0	0	0
630.1020	COMMUNICATION Cellphone	3,296	2,006	2,500	2,500	2,500
630.1040	COMMUNICATION Postage	78	38	100	100	100
640.1010	SERVICES Professional & Technical	5,511	0	200	0	200

Account Number	Account Description	FY 2017/18 Actual	FY 2018/19 Actual	FY 2019/20 Adopted	FY 2019/20 Projected Year End	FY 2020/21 Proposed
650.1010	TRAINING Travel & Conference	5,065	2,441	3,500	3,500	3,500
650.1020	TRAINING Training & Vocational	973	1,674	0	500	0
670.1030	MAINTENANCE Equipment Maintenance	112	0	180	180	180
670.1040	MAINTENANCE Vehicle Maintenance	4,793	5,082	5,226	5,226	5,226
690.1010	SPC DEPT EXP Due & Subscriptions - Oth	3,502	3,279	2,500	2,500	2,500
Account Classification Total: M & O - Maintenance and Operations		23,845	15,053	14,906	14,656	14,906
Allocated Costs - Allocated Costs						
605.1010	ALLOC COSTS Liability Insurance	7,669	4,028	3,973	3,973	4,172
605.1020	ALLOC COSTS Property & Fire Insurance	3,725	1,957	2,015	2,015	1,282
605.1030	ALLOC COSTS Auto Insurance	425	550	675	675	745
605.1040	ALLOC COSTS Risk Management	6,135	3,648	3,628	3,628	3,392
605.1130	ALLOC COSTS Retiree Health	16,415	12,725	9,315	9,315	9,089
Account Classification Total: Allocated Costs - Allocated Costs		34,369	22,908	19,606	19,606	18,680
Division Total: 103 - City Manager		276,225	262,801	297,788	297,538	311,053
Division: 104 - Human Resources						
Employee Service - Employee Services						
600.1010	EMP SRV Regular Salaries	153,855	78,851	78,491	59,655	51,330
600.1015	EMP SRV Buy back Salaries	1,234	2,938	3,262	5,363	983
600.1080	EMP SRV PERS	28,470	15,925	20,539	15,610	15,881
600.1085	EMP SRV Retiree - PERS Cap	12,349	0	0	0	0
600.1100	EMP SRV Medicare	2,122	1,120	1,142	869	744
600.1110	EMP SRV Disability/Life Insurance	3,529	1,778	1,813	1,379	1,181
600.1120	EMP SRV Health/Dental/Vision Insurance	42,980	26,156	34,160	27,028	24,400
600.1130	EMP SRV Worker's Compensation	1,006	1,459	914	914	804
600.1140	EMP SRV Unemployment Insurance	249	567	471	471	471
600.1190	EMP SRV Stipends	2,325	1,534	2,567	2,567	2,567
Account Classification Total: Employee Service - Employee Services		248,119	130,328	143,359	113,856	98,361
M & O - Maintenance and Operations						
610.1010	SUPPLIES Office Supplies	1,831	1,706	1,500	2,400	1,500
610.1020	SUPPLIES Operating Supplies	1,258	118	100	0	100
630.1010	COMMUNICATION Telephone	242	210	250	200	250
630.1020	COMMUNICATION Cellphone	1,021	1,010	900	900	900
630.1040	COMMUNICATION Postage	291	491	480	280	480
650.1010	TRAINING Travel & Conference	4,008	998	1,000	1,500	1,000
650.1020	TRAINING Training & Vocational	1,145	4,057	1,000	1,000	5,000
670.1040	MAINTENANCE Vehicle Maintenance	275	234	400	200	400
690.1010	SPC DEPT EXP Due & Subscriptions - Oth	750	360	1,000	500	1,000
690.1030	SPC DEPT EXP Printing & Binding	1,307	704	1,200	700	1,200
690.1040	SPC DEPT EXP Personnel	85,405	85,845	85,000	25,000	55,000
Account Classification Total: M & O - Maintenance and Operations		97,533	95,735	92,830	32,680	66,830
Allocated Costs - Allocated Costs						
605.1010	ALLOC COSTS Liability Insurance	3,358	4,403	3,174	3,174	3,543
605.1020	ALLOC COSTS Property & Fire Insurance	1,631	2,138	1,610	1,610	1,088
605.1040	ALLOC COSTS Risk Management	2,687	3,988	2,898	2,898	2,880
Account Classification Total: Allocated Costs - Allocated Costs		7,676	10,529	7,682	7,682	7,511
	Department Total: 10 - Legislative Services	353,328	236,592	243,871	154,218	172,702
	Department Total: 10 - Legislative Services	1,147,123	746,953	810,373	709,820	752,469
Department: 20 - Administration						
Division: 201 - General Services						
Employee Service - Employee Services						
600.1020	EMP SRV Part Time Salaries	1,883	1,681	2,000	2,700	0
600.1090	EMP SRV Social Security	117	104	200	200	0
600.1100	EMP SRV Medicare	27	24	100	100	0
Account Classification Total: Employee Service - Employee Services		2,027	1,810	2,300	3,000	0
M & O - Maintenance and Operations						
610.1010	SUPPLIES Office Supplies	1,601	1,435	1,000	1,000	1,000
610.1020	SUPPLIES Operating Supplies	2,557	1,004	30,496	5,000	0

Account Number	Account Description	FY 2017/18 Actual	FY 2018/19 Actual	FY 2019/20 Adopted	FY 2019/20 Projected Year End	FY 2020/21 Proposed
620.1010	UTILITIES Electric	32,262	38,787	36,000	36,000	45,000
620.1020	UTILITIES Gas	1,205	1,497	1,400	1,600	1,500
630.1010	COMMUNICATION Telephone	42,169	74,329	48,000	48,000	3,000
630.1030	COMMUNICATION Internet	0	8	0	0	71,360
630.1040	COMMUNICATION Postage	10	2	0	30	30
640.1010	SERVICES Professional & Technical	472,674	282,643	519,500	335,100	337,640
640.1020	SERVICES Contractual Services	51,843	54,192	52,000	50,000	59,000
640.1060	SERVICES Legal Services	700,000	3,853	300,000	5,000	0
640.1080	SERVICES Other Fees	11,544	11,388	10,000	19,000	10,000
640.1090	SERVICES Elections	0	6,402	0	0	10,000
640.1100	SERVICES Property Tax Admin Fee	18,873	18,606	19,000	19,600	19,500
640.1101	SERVICES L&L General Benefits	42,362	49,310	51,220	51,220	50,865
670.1010	MAINTENANCE Repair & Maintenance	0	0	0	110	0
670.1030	MAINTENANCE Equipment Maintenance	0	0	7,700	9,000	16,000
670.1050	MAINTENANCE Maintenance Contracts	95,458	95,868	90,000	106,000	107,800
690.1010	SPC DEPT EXP Due & Subscriptions - Oth	12,597	13,395	14,000	16,000	16,000
690.1030	SPC DEPT EXP Printing & Binding	2,136	2,497	2,100	2,450	2,700
690.1050	SPC DEPT EXP Rental	18,321	17,243	18,000	20,000	20,000
690.1120	SPC DEPT EXP Retirement Expenses	0	0	0	1,000	0
690.1130	SPC DEPT EXP Economic Development	1,092	1,970	0	3,000	1,000
690.1261	SPC DEPT EXP SB1186 Fee	234	295	250	450	450
690.1280	SPC DEPT EXP League of Calif Cities	8,625	8,637	8,900	10,881	10,900
Account Classification Total: M & O - Maintenance and Operations		1,515,563	683,358	1,209,566	740,441	783,745
Allocated Costs - Allocated Costs						
605.1050	ALLOC COSTS Vehicle Maintenance	203,663	216,433	167,846	167,846	229,220
605.1060	ALLOC COSTS Custodian	298,144	158,594	98,674	98,674	94,595
605.1110	ALLOC COSTS Collection Services	54,000	30,000	0	0	0
605.1130	ALLOC COSTS Retiree Health	100,000	170,000	173,000	173,000	173,000
605.1170	ALLOC COSTS Property Maintenance	0	0	123,496	123,496	193,035
Account Classification Total: Allocated Costs - Allocated Costs		655,807	575,027	563,016	563,016	689,850
Capital Outlay - Capital Outlay						
730.1100	CAPITAL OUTLAY IT Functionality	0	225	0	0	0
Account Classification Total: Capital Outlay - Capital Outlay		0	225	0	0	0
Transfer - Transfer						
900.114	TRSF OUT Vocational Center	12,094	25,000	0	0	0
900.115	TRSF OUT Ridge Creek Golf	0	0	0	0	0
900.122	TRSF OUT Equipment Replacement	0	0	0	28,996	28,996
900.181	TRSF OUT General Debt Service	387,381	377,993	399,408	399,408	373,631
900.185	TRSF OUT Financing Authority Debt Service	254,242	258,043	279,846	279,846	292,612
900.207	TRSF OUT Road Repair & Acctblty Act (SB1)	82,333	82,333	82,333	82,333	82,333
900.233	TRSF OUT Transit	3,354	11,421	0	27,964	15,567
900.265	TRSF OUT Capital Facilities	12,000	12,000	0	0	0
900.415	TRSF OUT 14-Calhome-9874	9,117	0	0	0	0
900.416	TRSF OUT 2014-HOME-10033	450	0	0	0	0
Account Classification Total: Transfer - Transfer		760,971	766,790	761,587	818,547	793,139
	Division Total: 201 - General Services	2,934,367	2,027,209	2,536,469	2,125,004	2,266,734
	Department Total: 20 - Administration	2,934,367	2,027,209	2,536,469	2,125,004	2,266,734
Department:	**30 - Finance**					
Division:	**001 - Administration**					
Employee Service - Employee Services						
600.1010	EMP SRV Regular Salaries	339,545	357,454	377,018	384,059	394,468
600.1015	EMP SRV Buy back Salaries	4,567	5,625	11,954	12,081	13,821
600.1020	EMP SRV Part Time Salaries	0	0	28,430	28,430	28,430
600.1080	EMP SRV PERS	56,632	70,224	100,872	102,713	124,492
600.1100	EMP SRV Medicare	4,835	5,210	5,965	6,069	6,221
600.1110	EMP SRV Disability/Life Insurance	7,945	8,373	8,811	8,973	9,216
600.1120	EMP SRV Health/Dental/Vision Insurance	77,350	79,026	108,580	108,580	108,580

Account Number	Account Description	FY 2017/18 Actual	FY 2018/19 Actual	FY 2019/20 Adopted	FY 2019/20 Projected Year End	FY 2020/21 Proposed
600.1130	EMP SRV Worker's Compensation	3,056	2,645	3,263	3,263	3,290
600.1140	EMP SRV Unemployment Insurance	757	1,027	1,682	1,682	1,926
600.1190	EMP SRV Stipends	0	2,180	0	800	2,566
Account Classification Total: Employee Service - Employee Services		494,687	531,765	646,575	656,650	693,010
M & O - Maintenance and Operations						
610.1010	SUPPLIES Office Supplies	1,258	(66)	3,500	3,500	3,500
610.1030	SUPPLIES Lubricant & Fuels	0	0	200	50	200
630.1020	COMMUNICATION Cellphone	532	834	800	800	800
630.1040	COMMUNICATION Postage	2,721	4,578	2,800	2,800	2,800
640.1010	SERVICES Professional & Technical	3,000	3,000	7,000	3,000	3,000
640.1090	SERVICES Elections	0	0	5,000	0	0
650.1010	TRAINING Travel & Conference	2,465	1,868	3,300	4,800	3,300
650.1020	TRAINING Training & Vocational	741	2,219	2,000	900	2,000
670.1030	MAINTENANCE Equipment Maintenance	0	0	250	0	0
670.1040	MAINTENANCE Vehicle Maintenance	2,216	3,291	2,370	4,700	2,369
690.1010	SPC DEPT EXP Due & Subscriptions - Oth	3,140	2,398	3,500	3,500	3,500
690.1030	SPC DEPT EXP Printing & Binding	2,179	1,453	2,000	800	2,000
690.1050	SPC DEPT EXP Rental	3,547	3,335	5,000	3,600	3,600
Account Classification Total: M & O - Maintenance and Operations		21,800	22,909	37,720	28,450	27,069
Allocated Costs - Allocated Costs						
605.1010	ALLOC COSTS Liability Insurance	8,021	8,809	9,540	9,540	10,264
605.1020	ALLOC COSTS Property & Fire Insurance	3,896	4,279	4,839	4,839	3,153
605.1030	ALLOC COSTS Auto Insurance	425	0	0	0	0
605.1040	ALLOC COSTS Risk Management	6,417	7,979	8,711	8,711	8,345
605.1130	ALLOC COSTS Retiree Health	0	0	0	0	3,473
Account Classification Total: Allocated Costs - Allocated Costs		18,759	21,067	23,090	23,090	25,235
	Division Total: 001 - Administration	535,246	575,741	707,385	708,190	745,314
	Department Total: 30 - Finance	535,246	575,741	707,385	708,190	745,314
Department:	**40 - Parks & Community Services**					
Division:	**401 - Community Services**					
Employee Service - Employee Services						
600.1010	EMP SRV Regular Salaries	248,950	257,382	275,416	272,586	276,146
600.1015	EMP SRV Buy back Salaries	0	4,434	4,176	4,176	6,383
600.1020	EMP SRV Part Time Salaries	30,095	30,539	32,881	32,881	33,753
600.1080	EMP SRV PERS	44,177	52,058	59,717	59,496	70,244
600.1090	EMP SRV Social Security	229	(50)	406	406	419
600.1100	EMP SRV Medicare	3,972	4,137	4,516	4,475	4,539
600.1110	EMP SRV Disability/Life Insurance	5,871	5,982	6,408	6,408	6,425
600.1120	EMP SRV Health/Dental/Vision Insurance	69,650	70,215	97,600	97,600	97,600
600.1130	EMP SRV Worker's Compensation	2,536	2,650	4,151	4,151	2,860
600.1140	EMP SRV Unemployment Insurance	627	1,029	2,140	2,140	1,647
Account Classification Total: Employee Service - Employee Services		406,107	428,376	487,411	484,319	500,016
M & O - Maintenance and Operations						
610.1010	SUPPLIES Office Supplies	1,194	2,286	2,500	2,500	2,500
610.1020	SUPPLIES Operating Supplies	8,573	7,191	9,000	9,000	8,850
610.1030	SUPPLIES Lubricant & Fuels	1,557	1,441	2,500	1,500	2,500
610.1040	SUPPLIES Repair & Maintenance Supplies	336	0	250	250	250
610.1050	SUPPLIES Small Tools	0	0	0	20	0
610.1060	SUPPLIES Safety Equipment & Supplies	121	0	100	103	250
620.1010	UTILITIES Electric	17,719	20,178	25,000	21,000	25,000
620.1020	UTILITIES Gas	237	0	0	0	0
630.1010	COMMUNICATION Telephone	2,106	2,365	3,240	3,240	3,240
630.1020	COMMUNICATION Cellphone	3,413	2,831	3,200	3,200	3,200
630.1040	COMMUNICATION Postage	487	755	800	800	800
640.1010	SERVICES Professional & Technical	2,006	2,664	2,500	2,500	2,800
640.1020	SERVICES Contractual Services	5,125	3,451	2,500	2,700	2,500
650.1010	TRAINING Travel & Conference	699	800	2,300	4,525	2,300

Account Number	Account Description	FY 2017/18 Actual	FY 2018/19 Actual	FY 2019/20 Adopted	FY 2019/20 Projected Year End	FY 2020/21 Proposed
650.1020	TRAINING Training & Vocational	628	50	675	675	675
670.1010	MAINTENANCE Repair & Maintenance	639	250	2,556	2,556	2,256
670.1030	MAINTENANCE Equipment Maintenance	0	0	105	105	105
670.1040	MAINTENANCE Vehicle Maintenance	4,919	3,166	3,158	3,158	3,158
690.1010	SPC DEPT EXP Due & Subscriptions - Oth	1,323	1,551	1,300	1,300	1,600
690.1050	SPC DEPT EXP Rental	4,708	3,481	4,000	4,000	3,200
690.1160	SPC DEPT EXP Copy Machine Expense	6,761	7,461	7,500	7,500	8,000
Account Classification Total: M & O - Maintenance and Operations		62,554	59,922	73,184	70,632	73,184
Allocated Costs - Allocated Costs						
605.1010	ALLOC COSTS Liability Insurance	8,356	8,720	8,804	8,804	9,003
605.1020	ALLOC COSTS Property & Fire Insurance	4,059	4,235	4,466	4,466	2,766
605.1030	ALLOC COSTS Auto Insurance	850	1,100	1,350	1,350	1,490
605.1040	ALLOC COSTS Risk Management	6,685	7,898	8,038	8,038	7,319
605.1130	ALLOC COSTS Retiree Health	0	6,362	0	0	0
Account Classification Total: Allocated Costs - Allocated Costs		19,950	28,315	22,658	22,658	20,578
Capital Outlay - Capital Outlay						
730.1040	CAPITAL OUTLAY Vehicles	0	0	0	4,300	0
Account Classification Total: Capital Outlay - Capital Outlay		0	0	0	4,300	0
Division Total: 401 - Community Services		488,610	516,613	583,253	581,909	593,778
Division:	**402 - Park Services**					
Employee Service - Employee Services						
600.1010	EMP SRV Regular Salaries	114,745	99,147	102,296	106,118	131,149
600.1015	EMP SRV Buy back Salaries	0	0	2,792	2,841	1,883
600.1020	EMP SRV Part Time Salaries	64,751	61,803	62,192	59,566	47,696
600.1030	EMP SRV Overtime	0	225	500	500	500
600.1080	EMP SRV PERS	28,234	30,367	34,882	35,206	44,667
600.1090	EMP SRV Social Security		0	0	0	0
600.1100	EMP SRV Medicare	2,545	2,401	2,417	2,437	2,626
600.1110	EMP SRV Disability/Life Insurance	3,066	2,451	2,380	2,409	3,053
600.1120	EMP SRV Health/Dental/Vision Insurance	41,370	38,778	47,092	47,580	63,684
600.1130	EMP SRV Worker's Compensation	24,425	19,569	21,694	21,694	23,353
600.1140	EMP SRV Unemployment Insurance	721	1,081	1,613	1,613	1,990
600.1170	EMP SRV Uniform Allowance	2,642	3,838	2,268	2,600	2,310
Account Classification Total: Employee Service - Employee Services		282,498	259,660	280,126	282,564	322,911
M & O - Maintenance and Operations						
610.1010	SUPPLIES Office Supplies	361	280	500	600	500
610.1020	SUPPLIES Operating Supplies	16,774	5,919	8,500	7,500	8,850
610.1030	SUPPLIES Lubricant & Fuels	10,573	10,932	10,000	12,700	12,500
610.1040	SUPPLIES Repair & Maintenance Supplies	24,278	16,905	14,500	14,500	14,500
610.1050	SUPPLIES Small Tools	2,067	1,366	2,500	2,500	2,500
610.1060	SUPPLIES Safety Equipment & Supplies	12,592	758	1,200	1,000	1,200
620.1010	UTILITIES Electric	28,488	38,684	32,000	38,000	38,000
630.1010	COMMUNICATION Telephone	0	0	0	250	0
630.1020	COMMUNICATION Cellphone	4,889	4,996	5,000	4,500	4,500
630.1030	COMMUNICATION Internet	30	0	0	0	0
640.1020	SERVICES Contractual Services	9,981	12,474	13,000	14,000	13,000
650.1020	TRAINING Training & Vocational	200	625	3,500	700	3,500
670.1010	MAINTENANCE Repair & Maintenance	7,464	16,240	8,500	12,500	8,500
670.1030	MAINTENANCE Equipment Maintenance	976	1,240	1,500	1,000	1,575
670.1040	MAINTENANCE Vehicle Maintenance	23	1,308	3,750	1,871	3,750
670.1050	MAINTENANCE Maintenance Contracts	117,696	122,548	124,644	116,614	116,613
690.1050	SPC DEPT EXP Rental	11,084	9,931	11,088	9,000	11,088
690.1300	SPC DEPT EXP Beautification Program	1,161	150	350	350	2,500
Account Classification Total: M & O - Maintenance and Operations		248,637	244,355	240,532	237,585	243,076
Principal Pymts - Principal Payments						
710.2050	PRINCIPAL Vehicles	0	5,412	14,340	8,798	14,340
710.2068	PRINCIPAL Tractor	0	0	0	8,030	7,081

Account Number	Account Description	FY 2017/18 Actual	FY 2018/19 Actual	FY 2019/20 Adopted	FY 2019/20 Projected Year End	FY 2020/21 Proposed
Account Classification Total: Principal Pymts - Principal Payments		0	5,412	14,340	16,828	21,421
Interest Pymts - Interest Payments						
720.2050	INTEREST Vehicles	0	1,392	4,430	2,640	4,430
720.2068	INTEREST Tractor	0	0	0	0	950
Account Classification Total: Interest Pymts - Interest Payments		0	1,392	4,430	2,640	5,380
Allocated Costs - Allocated Costs						
605.1010	ALLOC COSTS Liability Insurance	7,370	8,265	12,481	12,481	8,091
605.1020	ALLOC COSTS Property & Fire Insurance	3,580	4,014	6,330	6,330	2,486
605.1030	ALLOC COSTS Auto Insurance	425	550	1,214	1,214	2,980
605.1040	ALLOC COSTS Risk Management	5,896	7,485	11,396	11,396	6,578
605.1130	ALLOC COSTS Retiree Health	17,189	10,363	3,914	3,914	3,396
Account Classification Total: Allocated Costs - Allocated Costs		34,460	30,677	35,335	35,335	23,531
Capital Outlay - Capital Outlay						
730.1040	CAPITAL OUTLAY Vehicles	93,639	0	0	41,459	0
730.1070	CAPITAL OUTLAY Machinery and Equipment	12,131	0	0	0	0
Account Classification Total: Capital Outlay - Capital Outlay		105,770	0	0	41,459	0
Capital Projects - Capital Projects						
680.9000	CAPITAL PROJECTS Other Projects	10,816	66,383	0	0	0
Account Classification Total: Capital Projects - Capital Projects		10,816	66,383	0	0	0
Division Total: 402 - Park Services		682,181	607,879	574,763	616,411	616,319
Division:	**403 - Special Events**					
M & O - Maintenance and Operations						
610.1020	SUPPLIES Operating Supplies	4,205	3,154	3,371	3,371	3,371
690.1010	SPC DEPT EXP Due & Subscriptions - Oth	376	360	441	441	441
690.1020	SPC DEPT EXP Advertising	999	335	1,008	1,625	1,008
690.1050	SPC DEPT EXP Rental	1,424	1,367	1,539	1,539	1,539
690.1140	SPC DEPT EXP Independence Day Event	26,237	21,043	28,224	0	28,224
690.1180	SPC DEPT EXP Community Promotion / Misc	1,052	0	0	0	0
690.1290	SPC DEPT EXP Summer Night Lights Program	8,508	4,266	5,080	1,125	5,080
Account Classification Total: M & O - Maintenance and Operations		42,800	30,524	39,663	8,101	39,663
Division Total: 403 - Special Events		42,800	30,524	39,663	8,101	39,663
Division:	**404 - Youth Services**					
Employee Service - Employee Services						
600.1020	EMP SRV Part Time Salaries	153,405	155,690	183,323	150,000	194,423
600.1080	EMP SRV PERS	20,191	23,703	23,873	22,000	29,017
600.1100	EMP SRV Medicare	2,224	2,258	2,413	2,200	2,559
600.1130	EMP SRV Worker's Compensation	22,062	17,829	19,403	19,403	28,432
600.1140	EMP SRV Unemployment Insurance	969	1,289	1,837	1,837	2,945
Account Classification Total: Employee Service - Employee Services		198,852	200,768	230,849	195,440	257,376
M & O - Maintenance and Operations						
610.1010	SUPPLIES Office Supplies	222	456	350	350	350
610.1020	SUPPLIES Operating Supplies	5,689	6,054	5,800	5,800	5,800
630.1010	COMMUNICATION Telephone	491	0	0	0	0
630.1020	COMMUNICATION Cellphone	3,058	3,539	3,600	3,600	3,600
650.1020	TRAINING Training & Vocational	180	245	600	600	700
690.1050	SPC DEPT EXP Rental	375	0	500	500	500
Account Classification Total: M & O - Maintenance and Operations		10,015	10,294	10,850	10,850	10,950
Allocated Costs - Allocated Costs						
605.1010	ALLOC COSTS Liability Insurance	3,155	3,141	3,096	3,096	3,625
605.1020	ALLOC COSTS Property & Fire Insurance	1,532	1,525	1,570	1,570	1,114
605.1040	ALLOC COSTS Risk Management	2,524	2,844	2,827	2,827	2,947
Account Classification Total: Allocated Costs - Allocated Costs		7,211	7,510	7,493	7,493	7,686
Division Total: 404 - Youth Services		216,077	218,572	249,192	213,783	276,012
Division:	**405 - Game Day**					
M & O - Maintenance and Operations						
610.1020	SUPPLIES Operating Supplies	3,000	0	0	0	0
Account Classification Total: M & O - Maintenance and Operations		3,000	0	0	0	0

Account Number	Account Description	FY 2017/18 Actual	FY 2018/19 Actual	FY 2019/20 Adopted	FY 2019/20 Projected Year End	FY 2020/21 Proposed
Allocated Costs - Allocated Costs						
605.1010	ALLOC COSTS Liability Insurance	228	0	0	0	0
605.1020	ALLOC COSTS Property & Fire Insurance	111	0	0	0	0
Account Classification Total: Allocated Costs - Allocated Costs		339	0	0	0	0
Division Total: 405 - Game Day		3,339	0	0	0	0
Division: 406 - Sportsplex						
Employee Service - Employee Services						
600.1020	EMP SRV Part Time Salaries	34,962	50,417	47,000	58,000	75,000
600.1080	EMP SRV PERS	1,505	0	0	0	0
600.1090	EMP SRV Social Security	1,890	2,829	3,500	3,500	3,700
600.1100	EMP SRV Medicare	507	1,028	800	800	800
600.1130	EMP SRV Worker's Compensation	17,698	9,535	10,376	10,376	7,108
600.1140	EMP SRV Unemployment Insurance	778	689	982	982	736
Account Classification Total: Employee Service - Employee Services		57,340	64,497	62,658	73,658	87,344
M & O - Maintenance and Operations						
610.1010	SUPPLIES Office Supplies	372	660	508	508	608
610.1020	SUPPLIES Operating Supplies	2,790	3,857	6,150	6,150	5,350
610.1040	SUPPLIES Repair & Maintenance Supplies	4,141	3,587	5,000	3,000	5,000
610.1050	SUPPLIES Small Tools	12	0	0	0	0
610.1060	SUPPLIES Safety Equipment & Supplies	54	187	504	504	354
610.1070	SUPPLIES Athletic Supplies	5,612	2,954	5,040	5,040	4,340
620.1010	UTILITIES Electric	18,348	19,113	18,700	19,100	19,150
630.1010	COMMUNICATION Telephone	2,852	3,517	3,600	4,500	3,600
630.1020	COMMUNICATION Cellphone	61	0	0	0	0
640.1020	SERVICES Contractual Services	4,296	4,310	4,200	4,800	5,300
670.1020	MAINTENANCE Building Maintenance	1,592	582	2,120	2,400	2,120
690.1020	SPC DEPT EXP Advertising	1,307	1,396	3,000	1,200	3,000
Account Classification Total: M & O - Maintenance and Operations		41,436	40,164	48,822	47,202	48,822
Allocated Costs - Allocated Costs						
605.1010	ALLOC COSTS Liability Insurance	1,696	1,880	1,750	1,750	1,672
605.1020	ALLOC COSTS Property & Fire Insurance	824	913	888	888	514
605.1040	ALLOC COSTS Risk Management	1,356	1,702	1,598	1,598	1,359
Account Classification Total: Allocated Costs - Allocated Costs		3,876	4,495	4,236	4,236	3,545
Division Total: 406 - Sportsplex		102,652	109,156	115,716	125,096	139,711
Division: 407 - Sports						
Employee Service - Employee Services						
600.1020	EMP SRV Part Time Salaries	78,135	87,682	105,000	65,000	90,000
600.1080	EMP SRV PERS	1,721	1,463	3,500	3,500	3,500
600.1090	EMP SRV Social Security	4,550	5,361	6,500	3,800	5,500
600.1100	EMP SRV Medicare	1,133	1,271	1,700	950	1,700
600.1130	EMP SRV Worker's Compensation	27,961	22,596	24,591	24,591	22,719
600.1140	EMP SRV Unemployment Insurance	1,228	1,634	2,328	2,328	2,353
Account Classification Total: Employee Service - Employee Services		114,729	120,007	143,619	100,169	125,772
M & O - Maintenance and Operations						
610.1010	SUPPLIES Office Supplies	335	415	350	350	350
610.1020	SUPPLIES Operating Supplies	16,186	21,636	16,410	16,410	14,054
610.1040	SUPPLIES Repair & Maintenance Supplies	623	516	500	400	500
610.1060	SUPPLIES Safety Equipment & Supplies	83	96	100	100	100
610.1070	SUPPLIES Athletic Supplies	18,053	19,481	23,144	15,000	24,600
630.1010	COMMUNICATION Telephone	0	28	0	0	0
630.1020	COMMUNICATION Cellphone	682	679	800	800	800
640.1080	SERVICES Other Fees	472	680	500	500	900
650.1020	TRAINING Training & Vocational	0	500	1,000	1,000	1,000
690.1010	SPC DEPT EXP Due & Subscriptions - Oth	165	38	200	200	200
690.1050	SPC DEPT EXP Rental	6,211	6,593	6,500	6,512	7,000
Account Classification Total: M & O - Maintenance and Operations		42,810	50,662	49,504	41,272	49,504
Allocated Costs - Allocated Costs						

Account Number	Account Description	FY 2017/18 Actual	FY 2018/19 Actual	FY 2019/20 Adopted	FY 2019/20 Projected Year End	FY 2020/21 Proposed
605.1010	ALLOC COSTS Liability Insurance	2,254	2,397	3,043	3,043	2,897
605.1020	ALLOC COSTS Property & Fire Insurance	1,095	1,164	1,543	1,543	890
605.1040	ALLOC COSTS Risk Management	1,803	2,171	2,778	2,778	2,355
Account Classification Total: Allocated Costs - Allocated Costs		5,152	5,732	7,364	7,364	6,142
	Division Total: 407 - Sports	162,691	176,400	200,487	148,805	181,418
Division:	**408 - Senior Citizens**					
Employee Service - Employee Services						
600.1010	EMP SRV Regular Salaries	56,991	56,870	58,436	58,434	58,434
600.1015	EMP SRV Buy back Salaries	2,239	1,120	2,239	2,239	1,119
600.1020	EMP SRV Part Time Salaries	(321)	0	6,536	6,536	6,760
600.1080	EMP SRV PERS	10,173	11,752	15,291	15,291	18,078
600.1090	EMP SRV Social Security	0	0	406	406	419
600.1100	EMP SRV Medicare	851	838	942	942	945
600.1110	EMP SRV Disability/Life Insurance	1,372	1,344	1,344	1,344	1,344
600.1120	EMP SRV Health/Dental/Vision Insurance	17,500	18,183	24,400	24,400	24,400
600.1130	EMP SRV Worker's Compensation	524	608	653	653	718
600.1140	EMP SRV Unemployment Insurance	130	236	336	336	420
Account Classification Total: Employee Service - Employee Services		89,459	90,950	110,583	110,581	112,637
M & O - Maintenance and Operations						
610.1010	SUPPLIES Office Supplies	1,025	706	1,000	1,000	1,000
610.1020	SUPPLIES Operating Supplies	3,696	2,159	5,000	5,000	5,000
610.1030	SUPPLIES Lubricant & Fuels	240	235	205	165	205
620.1010	UTILITIES Electric	9,096	12,241	12,500	12,500	12,500
620.1020	UTILITIES Gas	1,359	1,800	1,200	1,200	1,200
630.1010	COMMUNICATION Telephone	1,590	1,539	2,000	2,000	2,000
630.1040	COMMUNICATION Postage	0	3	0	40	0
640.1020	SERVICES Contractual Services	1,924	1,713	1,500	1,500	1,500
670.1020	MAINTENANCE Building Maintenance	556	0	1,500	1,500	1,500
690.1010	SPC DEPT EXP Due & Subscriptions - Oth	593	585	1,000	1,000	1,000
690.1050	SPC DEPT EXP Rental	5,107	5,299	5,330	5,330	5,330
690.1170	SPC DEPT EXP Senior Citizens Meals	38,250	37,510	42,790	42,790	48,070
Account Classification Total: M & O - Maintenance and Operations		63,437	63,790	74,025	74,025	79,305
Allocated Costs - Allocated Costs						
605.1010	ALLOC COSTS Liability Insurance	1,269	2,460	2,659	2,659	2,769
605.1020	ALLOC COSTS Property & Fire Insurance	616	1,191	1,349	1,349	851
605.1040	ALLOC COSTS Risk Management	1,015	2,228	2,428	2,428	2,251
605.1060	ALLOC COSTS Custodian	42,738	65,556	16,611	16,611	16,611
605.1170	ALLOC COSTS Property Maintenance	0	0	13,167	13,167	13,167
Account Classification Total: Allocated Costs - Allocated Costs		45,638	71,435	36,214	36,214	35,649
Capital Outlay - Capital Outlay						
730.1020	CAPITAL OUTLAY Buildings			0	0	8,900
730.1100	CAPITAL OUTLAY IT Functionality	800	0	0	0	0
Account Classification Total: Capital Outlay - Capital Outlay		800	0	0	0	8,900
Transfer - Transfer						
900.191	TRSF OUT Special Community Events	0	1,000	0	0	0
Account Classification Total: Transfer - Transfer		0	1,000	0	0	0
Division Total: 408 - Senior Citizens		199,334	227,175	220,822	220,820	236,491
Department Total: 40 - Parks & Community Services		1,897,685	1,886,320	1,983,896	1,914,925	2,083,392
Department:	**50 - Police**					
Division:	**001 - Administration**					
Employee Service - Employee Services						
600.1010	EMP SRV Regular Salaries	401,136	399,422	403,067	403,067	403,071
600.1015	EMP SRV Buy back Salaries	12,419	11,891	13,202	14,000	13,201
600.1080	EMP SRV PERS	105,149	124,690	139,315	139,315	154,744
600.1100	EMP SRV Medicare	5,988	5,959	5,960	5,960	5,960
600.1110	EMP SRV Disability/Life Insurance	9,682	11,177	9,456	9,456	9,456
600.1120	EMP SRV Health/Dental/Vision Insurance	70,700	72,732	97,600	97,600	97,600

Account Number	Account Description	FY 2017/18 Actual	FY 2018/19 Actual	FY 2019/20 Adopted	FY 2019/20 Projected Year End	FY 2020/21 Proposed
600.1130	EMP SRV Worker's Compensation	22,268	17,700	20,887	20,887	20,048
600.1140	EMP SRV Unemployment Insurance	711	944	1,345	1,345	1,345
600.1170	EMP SRV Uniform Allowance	2,400	2,400	2,400	2,400	2,400
Account Classification Total: Employee Service - Employee Services		630,453	646,916	693,232	694,030	707,825
M & O - Maintenance and Operations						
610.1010	SUPPLIES Office Supplies	1,151	656	750	750	750
610.1020	SUPPLIES Operating Supplies	1,661	1,413	1,500	1,500	1,500
610.1030	SUPPLIES Lubricant & Fuels	4,143	4,242	4,500	4,500	4,500
610.1080	SUPPLIES Volunteers Supplies	6,166	8,226	8,150	8,150	8,150
610.1110	SUPPLIES Explorers Supplies	1,438	1,245	1,900	1,900	1,900
620.1010	UTILITIES Electric	2,744	4,298	4,500	4,500	4,500
620.1020	UTILITIES Gas	358	82	180	180	180
620.1040	UTILITIES Cable	696	642	650	650	650
630.1010	COMMUNICATION Telephone	335	256	390	390	390
630.1020	COMMUNICATION Cellphone	3,396	2,964	3,000	3,000	3,000
630.1040	COMMUNICATION Postage	80	29	190	190	190
640.1010	SERVICES Professional & Technical	7,459	1,893	4,450	4,450	4,450
640.1020	SERVICES Contractual Services	544	1,266	700	2,300	2,300
650.1010	TRAINING Travel & Conference	1,613	2,106	2,500	2,500	2,500
650.1020	TRAINING Training & Vocational	1,820	699	1,000	1,500	1,000
670.1040	MAINTENANCE Vehicle Maintenance	3,166	3,166	3,158	3,158	3,158
670.1050	MAINTENANCE Maintenance Contracts	1,877	2,386	2,500	2,500	2,500
690.1010	SPC DEPT EXP Due & Subscriptions - Oth	1,489	1,463	1,700	1,700	1,700
690.1030	SPC DEPT EXP Printing & Binding	0	0	90	90	90
690.1190	SPC DEPT EXP Police Advisor Commission	0	0	95	95	95
690.1350	SPC DEPT EXP Summer Camp	300	0	1,500	1,500	1,500
799.2000	MISCELLANEOUS Bad Debts Expense	76,206	43,371	0	0	0
Account Classification Total: M & O - Maintenance and Operations		116,640	80,405	43,403	45,503	45,003
Allocated Costs - Allocated Costs						
605.1010	ALLOC COSTS Liability Insurance	11,237	11,013	11,336	11,336	11,049
605.1020	ALLOC COSTS Property & Fire Insurance	5,458	5,349	5,750	5,750	3,395
605.1030	ALLOC COSTS Auto Insurance	1,275	1,650	2,025	2,025	2,235
605.1040	ALLOC COSTS Risk Management	8,990	9,974	10,351	10,351	8,983
605.1130	ALLOC COSTS Retiree Health	9,415	9,786	19,187	19,187	15,993
Account Classification Total: Allocated Costs - Allocated Costs		36,375	37,772	48,649	48,649	41,655
Capital Outlay - Capital Outlay						
730.1070	CAPITAL OUTLAY Machinery and Equipment	6,284	0	0	0	0
730.1090	CAPITAL OUTLAY Improvements	8,780	0	0	0	0
Account Classification Total: Capital Outlay - Capital Outlay		15,064	0	0	0	0
Transfer - Transfer						
900.303	TRSF OUT Byrnes Justice Assistance	0	5,700	0	0	0
Account Classification Total: Transfer - Transfer		0	5,700	0	0	0
Division Total: 001 - Administration		798,533	770,793	785,284	788,182	794,483
Division: 502 - Patrol						
Employee Service - Employee Services						
600.1010	EMP SRV Regular Salaries	2,058,442	1,852,790	1,931,752	1,880,179	1,950,068
600.1015	EMP SRV Buy back Salaries	11,331	42,291	52,488	54,710	46,710
600.1020	EMP SRV Part Time Salaries	20,649	43,951	65,000	25,000	65,000
600.1030	EMP SRV Overtime	176,020	233,512	150,000	180,000	185,000
600.1050	EMP SRV Standby	1,879	0	0	0	0
600.1060	EMP SRV Holiday	91,882	82,725	95,230	95,230	96,391
600.1080	EMP SRV PERS	599,235	622,238	576,335	559,823	613,065
600.1090	EMP SRV Social Security	1,301	3,271	6,000	6,000	6,000
600.1100	EMP SRV Medicare	33,770	31,965	29,673	28,942	29,946
600.1110	EMP SRV Disability/Life Insurance	54,173	45,546	47,060	45,901	47,492
600.1120	EMP SRV Health/Dental/Vision Insurance	411,600	371,719	518,988	518,988	531,920
600.1130	EMP SRV Worker's Compensation	182,250	153,818	148,380	148,380	142,807

Account Number	Account Description	FY 2017/18 Actual	FY 2018/19 Actual	FY 2019/20 Adopted	FY 2019/20 Projected Year End	FY 2020/21 Proposed
600.1140	EMP SRV Unemployment Insurance	4,504	6,374	7,401	7,401	7,396
600.1170	EMP SRV Uniform Allowance	26,894	23,802	20,800	28,000	17,440
Account Classification Total: Employee Service - Employee Services		**3,673,931**	**3,514,004**	**3,649,107**	**3,578,554**	**3,739,235**
M & O - Maintenance and Operations						
610.1010	SUPPLIES Office Supplies	681	1,627	1,250	1,250	1,250
610.1020	SUPPLIES Operating Supplies	11,244	17,448	15,000	15,000	15,000
610.1030	SUPPLIES Lubricant & Fuels	39,046	56,688	50,500	50,500	50,500
610.1090	SUPPLIES Prisoner Supplies	4,550	2,851	5,000	5,000	5,000
620.1010	UTILITIES Electric	21,900	34,140	38,000	38,000	38,000
620.1020	UTILITIES Gas	3,006	658	1,250	1,250	1,250
630.1010	COMMUNICATION Telephone	2,497	2,623	3,000	3,000	3,000
630.1020	COMMUNICATION Cellphone	2,121	1,976	2,500	2,500	2,500
630.1030	COMMUNICATION Internet	4,253	3,211	3,200	3,200	3,200
630.1040	COMMUNICATION Postage	0	76	90	90	90
640.1010	SERVICES Professional & Technical	43,368	24,258	27,000	27,000	27,000
640.1020	SERVICES Contractual Services	12,134	10,605	16,000	16,000	16,000
650.1010	TRAINING Travel & Conference	0	0	500	500	500
650.1020	TRAINING Training & Vocational	1,043	2,067	13,000	5,000	13,000
670.1050	MAINTENANCE Maintenance Contracts	16,894	20,785	22,500	22,500	22,500
690.1010	SPC DEPT EXP Due & Subscriptions - Oth	1,620	1,940	2,000	2,500	2,000
690.1020	SPC DEPT EXP Advertising	591	373	1,080	1,080	1,080
690.1030	SPC DEPT EXP Printing & Binding	1,547	309	2,250	2,250	2,250
690.1180	SPC DEPT EXP Community Promotion / Misc	1,626	2,729	2,160	2,160	2,160
690.1200	SPC DEPT EXP Armory/Range Expense	16,614	19,903	20,000	20,000	20,000
Account Classification Total: M & O - Maintenance and Operations		**184,735**	**204,266**	**226,280**	**218,780**	**226,280**
Allocated Costs - Allocated Costs						
605.1010	ALLOC COSTS Liability Insurance	50,792	65,005	59,992	59,992	58,126
605.1020	ALLOC COSTS Property & Fire Insurance	24,670	31,574	30,431	30,431	17,859
605.1030	ALLOC COSTS Auto Insurance	8,500	13,750	16,875	16,875	14,155
605.1040	ALLOC COSTS Risk Management	40,634	58,876	54,775	54,775	47,259
605.1130	ALLOC COSTS Retiree Health	9,521	9,927	6,487	6,487	6,487
Account Classification Total: Allocated Costs - Allocated Costs		**134,117**	**179,132**	**168,560**	**168,560**	**143,886**
Capital Outlay - Capital Outlay						
730.1040	CAPITAL OUTLAY Vehicles	(412)	4,395	4,275	4,275	4,275
730.1070	CAPITAL OUTLAY Machinery and Equipment	18,504	0	0	0	100,000
Account Classification Total: Capital Outlay - Capital Outlay		**18,092**	**4,395**	**4,275**	**4,275**	**104,275**
Division Total: 502 - Patrol		4,010,875	3,901,797	4,048,222	3,970,169	4,213,676
Division:	**503 - Investigative**					
Employee Service - Employee Services						
600.1010	EMP SRV Regular Salaries	244,881	241,150	240,209	240,209	240,209
600.1015	EMP SRV Buy back Salaries	1,845	4,158	7,184	7,184	5,566
600.1030	EMP SRV Overtime	13,142	17,748	14,000	20,000	20,000
600.1050	EMP SRV Standby	1,904	2,161	2,600	2,600	2,600
600.1060	EMP SRV Holiday	9,698	9,698	9,698	9,698	9,698
600.1080	EMP SRV PERS	65,762	76,726	79,544	79,544	89,548
600.1100	EMP SRV Medicare	3,821	3,933	3,647	3,647	3,647
600.1110	EMP SRV Disability/Life Insurance	5,518	6,689	5,784	5,784	5,784
600.1120	EMP SRV Health/Dental/Vision Insurance	54,600	54,549	73,200	73,200	73,200
600.1130	EMP SRV Worker's Compensation	18,408	14,659	17,043	17,043	16,228
600.1140	EMP SRV Unemployment Insurance	533	710	1,009	1,009	1,008
600.1170	EMP SRV Uniform Allowance	1,842	2,768	1,600	2,000	1,600
Account Classification Total: Employee Service - Employee Services		**421,954**	**434,949**	**455,518**	**461,918**	**469,088**
M & O - Maintenance and Operations						
610.1010	SUPPLIES Office Supplies	1,148	773	1,000	1,000	1,000
610.1020	SUPPLIES Operating Supplies	11,585	7,603	7,500	7,500	7,500
610.1030	SUPPLIES Lubricant & Fuels	3,500	4,525	4,750	4,750	4,750
620.1010	UTILITIES Electric	2,738	4,267	4,500	4,500	4,500

Account Number	Account Description	FY 2017/18 Actual	FY 2018/19 Actual	FY 2019/20 Adopted	FY 2019/20 Projected Year End	FY 2020/21 Proposed
620.1020	UTILITIES Gas	358	82	180	180	180
630.1010	COMMUNICATION Telephone	546	439	550	550	550
630.1020	COMMUNICATION Cellphone	1,829	1,482	1,400	1,400	1,400
630.1030	COMMUNICATION Internet	1,407	1,235	1,400	1,400	1,400
630.1040	COMMUNICATION Postage	126	7	200	200	200
640.1010	SERVICES Professional & Technical	16,473	19,509	15,000	15,000	15,000
640.1020	SERVICES Contractual Services	1,067	1,825	1,500	2,800	1,500
650.1010	TRAINING Travel & Conference	710	1,514	770	770	770
650.1020	TRAINING Training & Vocational	175	225	500	800	500
670.1050	MAINTENANCE Maintenance Contracts	2,413	2,386	2,900	2,900	2,900
690.1010	SPC DEPT EXP Due & Subscriptions - Oth	195	328	350	350	350
690.1230	SPC DEPT EXP Informant Expenses	1,400	1,000	1,200	1,200	1,200
Account Classification Total: M & O - Maintenance and Operations		45,671	47,199	43,700	45,300	43,700
Allocated Costs - Allocated Costs						
605.1010	ALLOC COSTS Liability Insurance	7,116	7,447	7,703	7,703	7,488
605.1020	ALLOC COSTS Property & Fire Insurance	3,457	3,617	3,907	3,907	2,301
605.1030	ALLOC COSTS Auto Insurance	1,275	1,650	1,350	1,350	2,235
605.1040	ALLOC COSTS Risk Management	5,693	6,745	7,033	7,033	6,088
Account Classification Total: Allocated Costs - Allocated Costs		17,541	19,459	19,993	19,993	18,112
Division Total: 503 - Investigative		485,166	501,607	519,211	527,211	530,900
Division:	**504 - Records & Communication**					
Employee Service - Employee Services						
600.1010	EMP SRV Regular Salaries	224,698	237,879	241,368	241,368	243,755
600.1015	EMP SRV Buy back Salaries	0	1,890	2,834	2,834	2,834
600.1030	EMP SRV Overtime	9,008	7,954	7,000	8,000	8,000
600.1060	EMP SRV Holiday	9,286	9,942	9,967	9,967	10,082
600.1080	EMP SRV PERS	37,857	47,566	53,889	53,889	63,638
600.1100	EMP SRV Medicare	3,412	3,629	3,667	3,667	3,703
600.1110	EMP SRV Disability/Life Insurance	5,674	6,626	5,818	5,818	5,875
600.1120	EMP SRV Health/Dental/Vision Insurance	84,700	91,740	122,000	122,000	122,000
600.1130	EMP SRV Worker's Compensation	3,592	3,040	3,263	3,263	2,871
600.1140	EMP SRV Unemployment Insurance	888	1,180	1,682	2,682	1,681
600.1170	EMP SRV Uniform Allowance	2,216	1,846	1,600	2,000	1,600
Account Classification Total: Employee Service - Employee Services		381,330	413,291	453,088	455,488	466,039
M & O - Maintenance and Operations						
610.1010	SUPPLIES Office Supplies	199	401	900	900	900
610.1020	SUPPLIES Operating Supplies	2,168	2,617	2,700	2,700	2,700
620.1010	UTILITIES Electric	6,844	10,669	12,000	12,000	12,000
620.1020	UTILITIES Gas	894	206	400	400	400
630.1010	COMMUNICATION Telephone	3,463	4,219	3,200	3,500	3,200
630.1020	COMMUNICATION Cellphone	577	741	800	800	800
630.1040	COMMUNICATION Postage	1,127	1,561	1,450	1,450	1,450
640.1010	SERVICES Professional & Technical	10,009	6,319	7,200	5,000	7,200
640.1020	SERVICES Contractual Services	3,304	4,975	7,250	7,250	7,250
650.1010	TRAINING Travel & Conference	265	2,032	3,500	3,500	3,500
650.1020	TRAINING Training & Vocational	60	0	600	600	600
670.1050	MAINTENANCE Maintenance Contracts	10,274	10,143	15,000	12,000	15,000
690.1010	SPC DEPT EXP Due & Subscriptions - Oth	60	161	100	100	100
690.1020	SPC DEPT EXP Advertising	0	0	100	100	100
Account Classification Total: M & O - Maintenance and Operations		39,246	44,043	55,200	50,300	55,200
Allocated Costs - Allocated Costs						
605.1010	ALLOC COSTS Liability Insurance	7,490	7,402	7,668	7,668	7,624
605.1020	ALLOC COSTS Property & Fire Insurance	3,638	3,595	3,890	3,890	2,342
605.1040	ALLOC COSTS Risk Management	5,992	6,704	7,002	7,002	6,198
Account Classification Total: Allocated Costs - Allocated Costs		17,120	17,701	18,560	18,560	16,164
Division Total: 504 - Records & Communication		437,695	475,035	526,848	524,348	537,403
Division:	**505 - Animal Control**					

Account Number	Account Description	FY 2017/18 Actual	FY 2018/19 Actual	FY 2019/20 Adopted	FY 2019/20 Projected Year End	FY 2020/21 Proposed
Employee Service - Employee Services						
600.1010	EMP SRV Regular Salaries	0	(2,580)	0	0	0
600.1020	EMP SRV Part Time Salaries	44,770	61,480	66,952	55,315	53,926
600.1080	EMP SRV PERS	4,681	10,454	17,520	15,227	16,684
600.1100	EMP SRV Medicare	649	852	971	695	782
600.1130	EMP SRV Worker's Compensation	10,488	8,318	9,847	9,847	9,477
600.1140	EMP SRV Unemployment Insurance	259	345	491	491	491
600.1170	EMP SRV Uniform Allowance	320	164	330	330	330
Account Classification Total: Employee Service - Employee Services		61,167	79,033	96,111	81,905	81,690
M & O - Maintenance and Operations						
610.1020	SUPPLIES Operating Supplies	710	981	800	800	800
610.1030	SUPPLIES Lubricant & Fuels	7,168	8,855	9,800	9,800	9,800
630.1020	COMMUNICATION Cellphone	202	247	180	200	180
640.1010	SERVICES Professional & Technical	9,537	10,343	7,589	7,589	7,589
640.1020	SERVICES Contractual Services	56,740	56,740	56,740	56,740	56,740
650.1020	TRAINING Training & Vocational	0	0	135	135	135
690.1010	SPC DEPT EXP Due & Subscriptions - Oth	0	345	345	345	345
Account Classification Total: M & O - Maintenance and Operations		74,357	77,510	75,589	75,609	75,589
Allocated Costs - Allocated Costs						
605.1010	ALLOC COSTS Liability Insurance	2,499	2,530	2,697	2,697	2,575
605.1020	ALLOC COSTS Property & Fire Insurance	1,214	1,229	1,368	1,368	791
605.1030	ALLOC COSTS Auto Insurance	425	1,100	1,350	1,350	1,490
605.1040	ALLOC COSTS Risk Management	1,999	2,291	2,463	2,463	2,094
Account Classification Total: Allocated Costs - Allocated Costs		6,137	7,150	7,878	7,878	6,950
Division Total: 505 - Animal Control		141,661	163,693	179,578	165,392	164,229
Division:	**506 - Community Service Officer**					
Employee Service - Employee Services						
600.1010	EMP SRV Regular Salaries	89,106	88,873	89,294	89,297	89,294
600.1015	EMP SRV Buy back Salaries	0	0	1,678	1,678	2,517
600.1030	EMP SRV Overtime	0	0	0	200	0
600.1080	EMP SRV PERS	15,437	17,857	23,366	23,366	27,626
600.1100	EMP SRV Medicare	1,235	1,235	1,294	1,294	1,294
600.1110	EMP SRV Disability/Life Insurance	2,048	2,433	2,054	2,054	2,054
600.1120	EMP SRV Health/Dental/Vision Insurance	36,400	36,366	48,800	48,800	48,800
600.1130	EMP SRV Worker's Compensation	14,367	11,394	13,489	13,489	12,982
600.1140	EMP SRV Unemployment Insurance	355	472	673	673	672
Account Classification Total: Employee Service - Employee Services		158,949	158,631	180,648	180,851	185,239
M & O - Maintenance and Operations						
610.1020	SUPPLIES Operating Supplies	373	502	720	720	720
610.1030	SUPPLIES Lubricant & Fuels	4,586	3,236	3,500	3,500	3,500
620.1010	UTILITIES Electric	1,238	255	750	750	750
620.1020	UTILITIES Gas	173	180	400	400	400
640.1010	SERVICES Professional & Technical	161	86	350	0	350
640.1020	SERVICES Contractual Services	133	0	400	0	400
650.1020	TRAINING Training & Vocational	0	0	90	0	90
Account Classification Total: M & O - Maintenance and Operations		6,664	4,260	6,210	5,370	6,210
Allocated Costs - Allocated Costs						
605.1010	ALLOC COSTS Liability Insurance	2,707	2,793	2,858	2,858	2,803
605.1020	ALLOC COSTS Property & Fire Insurance	1,315	1,357	1,450	1,450	861
605.1030	ALLOC COSTS Auto Insurance	850	1,100	1,350	1,350	1,490
605.1040	ALLOC COSTS Risk Management	2,166	2,530	2,609	2,609	2,279
Account Classification Total: Allocated Costs - Allocated Costs		7,038	7,780	8,267	8,267	7,433
Capital Outlay - Capital Outlay						
730.1040	CAPITAL OUTLAY Vehicles	0	0	0	0	30,000
Account Classification Total: Capital Outlay - Capital Outlay		0	0	0	0	30,000
Division Total: 506 - Community Service Officer		172,651	170,670	195,125	194,488	228,882
Department Total: 50 - Police		6,046,581	5,983,595	6,254,268	6,169,790	6,469,573

Account Number	Account Description	FY 2017/18 Actual	FY 2018/19 Actual	FY 2019/20 Adopted	FY 2019/20 Projected Year End	FY 2020/21 Proposed
Department:	**60 - Fire**					
Division:	**001 - Administration**					
Employee Service - Employee Services						
600.1010	EMP SRV Regular Salaries	1,574,883	1,367,539	1,335,256	1,273,777	1,336,291
600.1015	EMP SRV Buy back Salaries	19,164	39,808	29,549	29,549	34,653
600.1020	EMP SRV Part Time Salaries	0	350	0	0	0
600.1030	EMP SRV Overtime	99,425	109,155	100,000	100,000	100,000
600.1080	EMP SRV PERS	403,584	379,085	348,415	339,958	391,456
600.1090	EMP SRV Social Security	1,083	1,290	1,100	1,800	2,000
600.1100	EMP SRV Medicare	24,552	22,767	19,547	18,656	19,564
600.1110	EMP SRV Disability/Life Insurance	37,156	30,220	31,008	31,008	31,033
600.1120	EMP SRV Health/Dental/Vision Insurance	338,100	291,028	390,400	390,400	390,400
600.1130	EMP SRV Worker's Compensation	127,323	198,925	193,925	193,925	159,210
600.1140	EMP SRV Unemployment Insurance	3,374	5,193	6,055	6,055	5,378
600.1170	EMP SRV Uniform Allowance	11,149	9,115	9,800	9,800	9,800
600.1190	EMP SRV Stipends	21,083	27,017	22,000	22,000	22,000
600.1200	EMP SRV Reserve Officer Uniform Allowanc	0	0	0	150	0
Account Classification Total: Employee Service - Employee Services		2,660,876	2,481,491	2,487,055	2,417,078	2,501,785
M & O - Maintenance and Operations						
610.1010	SUPPLIES Office Supplies	1,462	1,166	1,165	1,145	1,145
610.1030	SUPPLIES Lubricant & Fuels	15,582	17,731	17,790	17,766	17,790
610.1040	SUPPLIES Repair & Maintenance Supplies	2,722	2,401	3,142	2,523	2,523
610.1060	SUPPLIES Safety Equipment & Supplies	8,231	0	0	0	0
620.1010	UTILITIES Electric	10,948	8,967	8,400	8,600	8,800
620.1020	UTILITIES Gas	542	589	514	600	514
630.1010	COMMUNICATION Telephone	2,579	2,294	2,104	3,888	3,300
630.1020	COMMUNICATION Cellphone	6,794	6,104	7,240	7,457	7,457
630.1040	COMMUNICATION Postage	297	1,016	478	776	775
640.1010	SERVICES Professional & Technical	5,910	6,167	6,167	5,709	5,900
640.1020	SERVICES Contractual Services	(4,145)	230	0	0	0
650.1010	TRAINING Travel & Conference	161	1,118	1,117	1,000	1,117
650.1020	TRAINING Training & Vocational	9,012	5,201	4,905	9,100	9,100
650.1030	TRAINING Fire Prevention Training	902	2,029	1,731	2,832	2,800
670.1020	MAINTENANCE Building Maintenance	608	902	1,267	1,200	1,200
670.1030	MAINTENANCE Equipment Maintenance	5,324	5,160	6,320	4,000	6,100
670.1040	MAINTENANCE Vehicle Maintenance	3,166	3,166	3,296	3,296	3,296
670.1050	MAINTENANCE Maintenance Contracts	16,247	17,214	15,722	19,017	19,100
670.1060	MAINTENANCE Fire Prevention Maintenance	617	686	743	1,000	600
690.1010	SPC DEPT EXP Due & Subscriptions - Oth	3,046	2,048	2,522	2,400	2,050
690.1030	SPC DEPT EXP Printing & Binding	0	0	0	0	0
690.1210	SPC DEPT EXP Reserve Officer Uniform	1,341	4,399	3,850	5,582	3,850
690.1220	SPC DEPT EXP Physical Examination	4,057	4,060	3,164	7,377	3,164
Account Classification Total: M & O - Maintenance and Operations		95,403	92,648	91,637	105,268	100,581
Allocated Costs - Allocated Costs						
605.1010	ALLOC COSTS Liability Insurance	34,092	43,479	41,129	41,129	38,677
605.1020	ALLOC COSTS Property & Fire Insurance	16,559	21,118	20,862	20,862	11,883
605.1030	ALLOC COSTS Auto Insurance	3,825	4,950	6,075	6,075	6,705
605.1040	ALLOC COSTS Risk Management	27,274	39,380	37,552	37,552	31,446
605.1130	ALLOC COSTS Retiree Health	19,704	20,203	13,848	13,848	13,540
Account Classification Total: Allocated Costs - Allocated Costs		101,454	129,130	119,466	119,466	102,251
Division Total: 001 - Administration		2,857,733	2,703,269	2,698,158	2,641,812	2,704,617
Division:	**601 - Ambulance**					
Employee Service - Employee Services						
600.1010	EMP SRV Regular Salaries	0	3,000	0	0	0
600.1080	EMP SRV PERS	0	501	0	0	0
600.1090	EMP SRV Social Security	0	0	0	0	0
600.1100	EMP SRV Medicare	0	43	0	0	0

Account Number	Account Description	FY 2017/18 Actual	FY 2018/19 Actual	FY 2019/20 Adopted	FY 2019/20 Projected Year End	FY 2020/21 Proposed
600.1110	EMP SRV Disability/Life Insurance	0	1	0	0	0
600.1120	EMP SRV Health/Dental/Vision Insurance	0	526	0	0	0
Account Classification Total: Employee Service - Employee Services		0	4,071	0	0	0
Division Total: 601 - Ambulance		0	4,071	0	0	0
Department Total: 60 - Fire		2,857,733	2,707,341	2,698,158	2,641,812	2,704,617
Department: 80 - Community Development						
Division: 801 - Engineering						
Employee Service - Employee Services						
600.1010	EMP SRV Regular Salaries	0	0	32,997	32,997	31,576
600.1015	EMP SRV Buy back Salaries	0	0	1,210	1,210	1,210
600.1080	EMP SRV PERS	0	0	8,635	8,635	10,209
600.1100	EMP SRV Medicare	0	0	478	478	478
600.1110	EMP SRV Disability/Life Insurance	0	0	759	759	759
600.1120	EMP SRV Health/Dental/Vision Insurance	0	0	10,736	10,736	10,736
Account Classification Total: Employee Service - Employee Services		0	0	54,815	54,815	54,968
M & O - Maintenance and Operations						
630.1040	COMMUNICATION Postage	5	0	0	50	0
640.1010	SERVICES Professional & Technical	183,649	352,613	0	0	0
640.1020	SERVICES Contractual Services	50	0	240,000	415,000	360,000
690.1010	SPC DEPT EXP Due & Subscriptions - Oth	4	0	0	0	0
690.1050	SPC DEPT EXP Rental	251	0	0	0	0
Account Classification Total: M & O - Maintenance and Operations		183,959	352,613	240,000	415,050	360,000
Division Total: 801 - Engineering		183,959	352,613	294,815	469,865	414,968
Division: 802 - Planning						
Employee Service - Employee Services						
600.1010	EMP SRV Regular Salaries	72,328	32,449	25,579	25,579	34,276
600.1015	EMP SRV Buy back Salaries	0	13,622	482	482	646
600.1080	EMP SRV PERS	12,271	9,274	6,694	6,694	10,604
600.1100	EMP SRV Medicare	1,026	655	371	371	497
600.1110	EMP SRV Disability/Life Insurance	1,572	1,570	589	589	789
600.1120	EMP SRV Health/Dental/Vision Insurance	19,600	6,994	12,200	12,200	16,348
600.1130	EMP SRV Worker's Compensation	2,873	3,265	0	0	287
600.1140	EMP SRV Unemployment Insurance	710	236	0	0	168
Account Classification Total: Employee Service - Employee Services		110,379	68,064	45,915	45,915	63,615
M & O - Maintenance and Operations						
610.1010	SUPPLIES Office Supplies	708	149	0	50	0
610.1020	SUPPLIES Operating Supplies	9	58	0	100	100
610.1030	SUPPLIES Lubricant & Fuels	289	169	0	0	0
620.1010	UTILITIES Electric	306	748	0	0	0
620.1020	UTILITIES Gas	43	33	0	0	0
630.1010	COMMUNICATION Telephone	159	44	0	25	200
630.1020	COMMUNICATION Cellphone	680	343	0	0	0
630.1040	COMMUNICATION Postage	863	568	0	200	0
640.1010	SERVICES Professional & Technical	61,341	168,398	0	60	0
640.1020	SERVICES Contractual Services	5,926	23,270	55,000	300,000	160,000
640.1140	SERVICES Commission	4,400	398	0	300	0
650.1010	TRAINING Travel & Conference	0	0	1,000	0	1,500
650.1020	TRAINING Training & Vocational	625	80	1,000	0	1,500
690.1010	SPC DEPT EXP Due & Subscriptions - Oth	12	354	0	700	0
690.1030	SPC DEPT EXP Printing & Binding	3,624	3,990	3,000	200	3,000
690.1050	SPC DEPT EXP Rental	4,351	870	0	0	0
Account Classification Total: M & O - Maintenance and Operations		83,336	199,473	60,000	301,635	166,300
Allocated Costs - Allocated Costs						
605.1010	ALLOC COSTS Liability Insurance	11,309	2,525	0	0	4,138
605.1020	ALLOC COSTS Property & Fire Insurance	5,493	1,226	0	0	1,272
605.1030	ALLOC COSTS Auto Insurance	0	0	0	0	745
605.1040	ALLOC COSTS Risk Management	9,047	2,287	0	0	3,365

Account Number	Account Description	FY 2017/18 Actual	FY 2018/19 Actual	FY 2019/20 Adopted	FY 2019/20 Projected Year End	FY 2020/21 Proposed
Account Classification Total: Allocated Costs - Allocated Costs		25,849	6,038	0	0	9,520
Division Total: 802 - Planning		219,564	273,575	105,915	347,550	239,435
Division:	**803 - Code Enforcement**					
Employee Service - Employee Services						
600.1010	EMP SRV Regular Salaries	54,063	57,935	59,277	59,277	59,277
600.1080	EMP SRV PERS	6,059	7,553	4,622	4,622	5,111
600.1100	EMP SRV Medicare	762	795	860	860	860
600.1110	EMP SRV Disability/Life Insurance	1,281	1,312	1,363	1,363	1,363
600.1120	EMP SRV Health/Dental/Vision Insurance	17,500	18,183	24,400	24,400	24,400
600.1130	EMP SRV Worker's Compensation	3,906	4,273	4,521	4,521	3,945
600.1140	EMP SRV Unemployment Insurance	172	236	336	336	336
600.1170	EMP SRV Uniform Allowance	244	79	600	600	600
Account Classification Total: Employee Service - Employee Services		83,988	90,366	95,979	95,979	95,892
M & O - Maintenance and Operations						
610.1010	SUPPLIES Office Supplies	701	341	200	400	400
610.1020	SUPPLIES Operating Supplies	1,164	715	500	600	600
610.1030	SUPPLIES Lubricant & Fuels	1,689	1,784	1,300	800	1,000
620.1010	UTILITIES Electric	226	1,149	1,000	960	960
620.1020	UTILITIES Gas	43	80	10	80	50
630.1010	COMMUNICATION Telephone	157	44	60	300	300
630.1020	COMMUNICATION Cellphone	762	737	600	700	650
630.1040	COMMUNICATION Postage	377	282	550	200	260
640.1010	SERVICES Professional & Technical	0	0	100	0	0
640.1020	SERVICES Contractual Services	3,101	1,870	1,828	2,528	2,528
650.1010	TRAINING Travel & Conference	0	0	500	0	0
650.1020	TRAINING Training & Vocational	716	92	500	200	0
690.1010	SPC DEPT EXP Due & Subscriptions - Oth	917	869	620	620	620
Account Classification Total: M & O - Maintenance and Operations		9,851	7,964	7,768	7,388	7,368
Allocated Costs - Allocated Costs						
605.1010	ALLOC COSTS Liability Insurance	1,248	1,409	1,567	1,567	1,556
605.1020	ALLOC COSTS Property & Fire Insurance	606	684	795	795	478
605.1030	ALLOC COSTS Auto Insurance	293	550	0	0	745
605.1040	ALLOC COSTS Risk Management	1,127	1,280	1,431	1,431	1,265
Account Classification Total: Allocated Costs - Allocated Costs		3,274	3,923	3,793	3,793	4,044
Division Total: 803 - Code Enforcement		97,112	102,253	107,540	107,160	107,304
Division:	**805 - Building**					
Employee Service - Employee Services						
600.1010	EMP SRV Regular Salaries	275,712	180,850	81,577	81,577	91,175
600.1015	EMP SRV Buy back Salaries	6,120	15,722	0	0	0
600.1030	EMP SRV Overtime	0	314	0	1,800	0
600.1080	EMP SRV PERS	47,414	35,408	21,346	21,346	28,208
600.1100	EMP SRV Medicare	4,497	2,810	1,183	1,183	1,323
600.1110	EMP SRV Disability/Life Insurance	6,510	4,094	1,873	1,873	2,097
600.1120	EMP SRV Health/Dental/Vision Insurance	72,100	45,945	39,040	39,040	42,212
600.1130	EMP SRV Worker's Compensation	8,414	7,747	4,729	4,729	6,621
600.1140	EMP SRV Unemployment Insurance	716	944	942	942	686
600.1170	EMP SRV Uniform Allowance	14	79	1,200	1,200	1,200
600.1190	EMP SRV Stipends	1,160	750	0	500	0
Account Classification Total: Employee Service - Employee Services		422,657	294,662	151,890	154,190	173,522
M & O - Maintenance and Operations						
610.1010	SUPPLIES Office Supplies	977	1,351	1,500	2,300	3,000
610.1020	SUPPLIES Operating Supplies	652	795	1,000	1,500	1,500
610.1030	SUPPLIES Lubricant & Fuels	2,634	1,480	1,980	2,600	1,800
620.1010	UTILITIES Electric	190	3,046	2,500	2,450	1,550
620.1020	UTILITIES Gas	213	193	40	125	50
630.1010	COMMUNICATION Telephone	116	132	150	550	550
630.1020	COMMUNICATION Cellphone	3,198	2,531	1,600	1,700	1,600

Account Number	Account Description	FY 2017/18 Actual	FY 2018/19 Actual	FY 2019/20 Adopted	FY 2019/20 Projected Year End	FY 2020/21 Proposed
630.1040	COMMUNICATION Postage	2,035	2,145	1,200	1,000	1,400
640.1010	SERVICES Professional & Technical	156	575	500	100	500
640.1020	SERVICES Contractual Services	10,875	76,516	50,000	75,000	51,510
640.1120	SERVICES Development Contracts	30,498	25,746	25,000	25,000	25,000
650.1010	TRAINING Travel & Conference	1,778	18	500	2,000	2,500
650.1020	TRAINING Training & Vocational	1,975	1,933	1,000	2,000	2,500
690.1010	SPC DEPT EXP Due & Subscriptions - Oth	718	743	700	1,100	1,100
690.1020	SPC DEPT EXP Advertising	570	2,142	500	500	500
690.1030	SPC DEPT EXP Printing & Binding	748	1,210	1,000	500	100
690.1050	SPC DEPT EXP Rental	3,163	3,423	3,500	2,500	3,400
690.1250	SPC DEPT EXP SMIP Payments	4,728	3,883	3,000	5,300	3,100
690.1260	SPC DEPT EXP SB1473 BLDG STRD Payments	928	1,335	1,000	2,000	1,500
Account Classification Total: M & O - Maintenance and Operations		66,152	129,197	96,670	128,225	103,160
Allocated Costs - Allocated Costs						
605.1010	ALLOC COSTS Liability Insurance	5,593	10,569	8,230	8,230	4,925
605.1020	ALLOC COSTS Property & Fire Insurance	2,717	5,133	4,175	4,175	1,513
605.1030	ALLOC COSTS Auto Insurance	982	1,650	2,025	2,025	745
605.1040	ALLOC COSTS Risk Management	4,345	9,573	7,515	7,515	4,004
605.1130	ALLOC COSTS Retiree Health	3,809	4,624	7,095	7,095	10,273
Account Classification Total: Allocated Costs - Allocated Costs		17,446	31,549	29,040	29,040	21,460
Transfer - Transfer						
900.185	TRSF OUT Financing Authority Debt Service	0	12,742	0	0	0
Account Classification Total: Transfer - Transfer		0	12,742	0	0	0
Division Total: 805 - Building		506,255	468,150	277,600	311,455	298,142
Division: 806 - Housing						
Employee Service - Employee Services						
600.1010	EMP SRV Regular Salaries	14,811	0	5,941	5,118	7,077
600.1015	EMP SRV Buy back Salaries	309	0	0	0	0
600.1020	EMP SRV Part Time Salaries	8,564	9,835	0	0	0
600.1080	EMP SRV PERS	4,261	1,844	1,555	1,339	610
600.1100	EMP SRV Medicare	331	143	86	74	103
600.1110	EMP SRV Disability/Life Insurance	371	0	137	118	163
600.1120	EMP SRV Health/Dental/Vision Insurance	5,544	0	3,416	3,416	3,416
600.1130	EMP SRV Worker's Compensation	409	547	150	150	80
600.1140	EMP SRV Unemployment Insurance	101	212	77	77	47
Account Classification Total: Employee Service - Employee Services		34,701	12,581	11,362	10,292	11,496
M & O - Maintenance and Operations						
610.1010	SUPPLIES Office Supplies	99	22	360	360	360
610.1020	SUPPLIES Operating Supplies	129	394	600	600	600
620.1010	UTILITIES Electric	3,513	3,510	3,780	0	0
630.1010	COMMUNICATION Telephone	1,168	1,197	1,350	1,000	0
630.1040	COMMUNICATION Postage	177	190	200	200	200
640.1010	SERVICES Professional & Technical	1,347	1,182	1,500	1,500	1,500
640.1020	SERVICES Contractual Services	8,161	3,501	6,500	6,500	35,000
640.1110	SERVICES Security Services	384	384	400	0	0
640.1150	SERVICES Self Help CDBG Conract	0	3,000	4,000	6,000	3,500
650.1010	TRAINING Travel & Conference	231	0	0	0	500
670.1010	MAINTENANCE Repair & Maintenance	49	16	200	0	0
690.1010	SPC DEPT EXP Due & Subscriptions - Oth	402	322	500	500	500
690.1020	SPC DEPT EXP Advertising	0	1,995	450	750	750
Account Classification Total: M & O - Maintenance and Operations		15,660	15,714	19,840	17,410	42,910
Principal Pymts - Principal Payments						
710.2020	PRINCIPAL Andrews	4,315	0	0	0	0
Account Classification Total: Principal Pymts - Principal Payments		4,315	0	0	0	0
Interest Pymts - Interest Payments						
720.2020	INTEREST Andrews	625	0	0	0	0
Account Classification Total: Interest Pymts - Interest Payments		625	0	0	0	0

Account Number	Account Description	FY 2017/18 Actual	FY 2018/19 Actual	FY 2019/20 Adopted	FY 2019/20 Projected Year End	FY 2020/21 Proposed
Allocated Costs - Allocated Costs						
605.1010	ALLOC COSTS Liability Insurance	1,393	857	481	481	468
605.1020	ALLOC COSTS Property & Fire Insurance	677	416	244	244	144
605.1040	ALLOC COSTS Risk Management	1,114	777	439	439	380
605.1130	ALLOC COSTS Retiree Health	0	2,121	2,237	2,237	787
Account Classification Total: Allocated Costs - Allocated Costs		3,184	4,171	3,401	3,401	1,779
Division Total: 806 - Housing		58,485	32,465	34,603	31,103	56,185
Department Total: 80 - Community Development		1,065,375	1,229,056	820,473	1,267,133	1,116,034
EXPENSES Total		16,484,109	15,156,214	15,811,022	15,536,674	16,138,133
Fund REVENUE	Total: 101 - General Fund	16,617,268	17,402,717	15,550,853	16,961,339	16,627,613
Fund EXPENSE	Total: 101 - General Fund	16,484,109	15,156,214	15,811,022	15,536,674	16,138,133
Fund Total: 101 - General Fund		133,159	2,246,504	(260,169)	1,424,665	489,480

ENTERPRISE FUNDS

Business-Type fund revenues are primarily paid through fees for services. The business-type revenues are restricted for the use for which they are collected. The Business-Type Funds include the following departments and divisions:

- 114 - Vocational Center Fund 44
- 115 - Golf Fund 44
- 230 - Water Fund 46
- 231 – Sewer Fund 48
- 232 – Disposal Fund 51
- 233 - Transit Fund 55
- 234 - CNG Fund 56
- 320 – Ambulance Fund 58

Account Number	Account Description	FY 2017/18 Actual	FY 2018/19 Actual	FY 2019/20 Adopted	FY 2019/20 Projected Year End	FY 2020/21 Proposed
Fund: 114 - Vocational Center						
REVENUES						
Use of Money - Use of Money & Property						
412.1000	USE OF MONEY & PROP Investment Earnings	(4,804)	89	0	7,000	0
419.1010	LEASE RECIEPTS Lease - County	2,863	228,568	342,852	342,852	342,852
Account Classification Total: Use of Money - Use of Money & Property		(1,941)	228,657	342,852	349,852	342,852
Miscellaneous - Miscellaneous						
414.1010	MISC Other Miscellaneous Revenue	0	125	0	0	0
Account Classification Total: Miscellaneous - Miscellaneous		0	125	0	0	0
Transfers - Transfers						
800.101	TRSF IN General Fund	12,094	25,000	0	0	0
Account Classification Total: Transfers - Transfers		12,094	25,000	0	0	0
REVENUES Total		10,153	253,782	342,852	349,852	342,852
EXPENSES						
Department: 10 - Legislative Services						
Division: 105 - Vocational Center						
M & O - Maintenance and Operations						
620.1010	UTILITIES Electric	1,243	652	0	700	700
620.1020	UTILITIES Gas	938	76	0	0	0
630.1010	COMMUNICATION Telephone	1,026	958	0	1,000	1,000
640.1020	SERVICES Contractual Services	4,058	8,617	0	10,000	10,000
670.1010	MAINTENANCE Repair & Maintenance	475	29,448	5,000	20,000	0
670.1020	MAINTENANCE Building Maintenance	0	1,380	17,000	0	0
Account Classification Total: M & O - Maintenance and Operations		7,741	41,130	22,000	31,700	11,700
Allocated Costs - Allocated Costs						
605.1060	ALLOC COSTS Custodian	5,029	0	21,113	0	0
605.1170	ALLOC COSTS Property Maintenance	0	0	26,424	26,424	0
Account Classification Total: Allocated Costs - Allocated Costs		5,029	0	47,537	26,424	0
Division Total: 105 - Vocational Center		12,770	41,130	69,537	58,124	11,700
Department Total: 10 - Legislative Services		12,770	41,130	69,537	58,124	11,700
EXPENSES Total		12,770	41,130	69,537	58,124	11,700
Fund REVENUE	Total: 114 - Vocational Center	10,153	253,782	342,852	349,852	342,852
Fund EXPENSE	Total: 114 - Vocational Center	12,770	41,130	69,537	58,124	11,700
Fund Total: 114 - Vocational Center		(2,617)	212,652	273,315	291,728	331,152
Fund: 115 - Ridgecreek Golf						
REVENUES						
Service Charges - Services Charges						
451.1010	ROUNDS & PLAY Green Fees	753,825	843,207	958,441	702,989	944,361
451.1020	ROUNDS & PLAY Cart	207,457	187,153	209,284	151,319	224,737
451.1030	ROUNDS & PLAY Range	76,533	70,314	79,470	54,010	78,734
452.1010	BAR & GRILL Food	847,650	854,294	834,454	753,380	379,527
452.1020	BAR & GRILL Beverages	64,090	79,791	131,821	75,683	63,914
452.1030	BAR & GRILL Beer	171,196	181,321	305,528	158,819	159,641
452.1040	BAR & GRILL Liquor	115,310	119,933	268,539	121,024	118,323
452.1050	BAR & GRILL Wine	15,841	16,674	10,618	22,079	15,493
453.1010	PRO-SHOP Merchandise	321,908	225,877	263,380	180,293	185,125
453.1020	PRO-SHOP Club Rental	2,505	2,174	1,800	1,226	1,655
453.1030	PRO-SHOP Pull Carts	290	35	600	0	0
453.1040	PRO-SHOP Tobacco	0	7,254	7,800	5,183	7,070
454.1010	EVENT CENTER Food	0	0	0	0	243,023
454.1020	EVENT CENTER Beverages	0	0	0	0	16,667
454.1030	EVENT CENTER Beer	0	0	0	0	17,094
454.1040	EVENT CENTER Liquor	0	0	0	0	31,319
454.1050	EVENT CENTER Wine	0	0	0	0	6,193
Account Classification Total: Service Charges - Services Charges		2,576,605	2,588,027	3,071,735	2,226,005	2,492,876
Miscellaneous - Miscellaneous						
414.1010	MISC Other Miscellaneous Revenue	19	(1,414)	0	0	0
452.2000	BAR & GRILL Cost of Goods Sold	(291,624)	(325,518)	(397,753)	(255,338)	(273,110)
453.2000	PRO-SHOP Cost of Goods Sold	(212,718)	(158,645)	(184,961)	(149,004)	(135,655)
Account Classification Total: Miscellaneous - Miscellaneous		(504,323)	(485,577)	(582,714)	(404,342)	(408,765)

Account Number	Account Description	FY 2017/18 Actual	FY 2018/19 Actual	FY 2019/20 Adopted	FY 2019/20 Projected Year End	FY 2020/21 Proposed
	Transfers - Transfers					
800.101	TRSF IN General Fund	0	0	0	0	0
	Account Classification Total: Transfers - Transfers	0	0	0	0	0
	REVENUES Total	2,072,282	2,102,450	2,489,021	1,821,663	2,084,111
EXPENSES						
	Department: 25 - Ridge Creek Golf					
	Division: 251 - Golf Management					
	M & O - Maintenance and Operations					
640.1020	SERVICES Contractual Services	121,220	121,220	108,000	101,016	101,016
799.1000	MISCELLANEOUS Cash Short	(639)	(440)	0	0	0
799.2200	MISCELLANEOUS Capitalized Assets	0	3,565	0	0	0
	Account Classification Total: M & O - Maintenance and Operations	120,581	124,345	108,000	101,016	101,016
	Interest Pymts - Interest Payments					
720.1000	INTEREST Interest	28,222	74,839	88,200	70,416	74,850
	Account Classification Total: Interest Pymts - Interest Payments	28,222	74,839	88,200	70,416	74,850
	Capital Outlay - Capital Outlay					
730.1070	CAPITAL OUTLAY Machinery and Equipment	0	16,845	0	0	0
	Account Classification Total: Capital Outlay - Capital Outlay	0	16,845	0	0	0
	Transfer - Transfer					
900.101	TRSF OUT General Fund	0	0	12,000	0	0
	Account Classification Total: Transfer - Transfer	0	0	12,000	0	0
	Division Total: 251 - Golf Management	148,803	216,029	208,200	171,432	175,866
	Division: 252 - Golf Rounds & Play					
	Employee Service - Employee Services					
600.1010	EMP SRV Regular Salaries	564,169	546,928	632,902	504,724	568,613
600.1070	EMP SRV Taxes & Benefits	145,516	113,575	127,563	101,212	117,645
	Account Classification Total: Employee Service - Employee Services	709,685	660,503	760,465	605,936	686,258
	M & O - Maintenance and Operations					
610.1010	SUPPLIES Office Supplies	2,465	5,305	2,800	2,545	2,805
610.1020	SUPPLIES Operating Supplies	230,327	126,425	176,730	159,057	202,466
610.1030	SUPPLIES Lubricant & Fuels	21,929	20,048	20,200	15,481	17,300
620.1010	UTILITIES Electric	166,422	157,519	127,434	117,000	145,465
630.1010	COMMUNICATION Telephone	2,344	2,874	1,750	1,497	1,665
640.1020	SERVICES Contractual Services	31,821	37,662	26,904	34,200	33,390
640.1050	SERVICES Taxes	4,780	9,264	8,450	8,593	9,350
650.1010	TRAINING Travel & Conference	4,239	3,982	2,400	3,265	4,170
670.1010	MAINTENANCE Repair & Maintenance	43,398	36,192	37,470	26,100	45,950
690.1010	SPC DEPT EXP Due & Subscriptions - Oth	3,148	11,953	1,900	2,979	3,315
690.1020	SPC DEPT EXP Advertising	0	48,674	37,500	23,400	52,225
690.1030	SPC DEPT EXP Printing & Binding	5,698	1,651	0	180	0
690.1050	SPC DEPT EXP Rental	86,977	7,066	86,660	67,500	24,600
690.1100	SPC DEPT EXP Purchase Discount	(6)	(259)	0	(540)	0
690.1110	SPC DEPT EXP Credit Card Discount	38,332	38,961	35,100	33,658	37,700
	Account Classification Total: M & O - Maintenance and Operations	641,874	507,317	565,298	494,915	580,401
	Division Total: 252 - Golf Rounds & Play	1,351,559	1,167,820	1,325,763	1,100,851	1,266,659
	Division: 253 - Pro-shop					
	Employee Service - Employee Services					
600.1010	EMP SRV Regular Salaries	158,837	161,993	155,128	121,450	129,673
600.1070	EMP SRV Taxes & Benefits	40,490	34,540	34,056	36,216	39,496
	Account Classification Total: Employee Service - Employee Services	199,327	196,533	189,184	157,666	169,169
	M & O - Maintenance and Operations					
610.1020	SUPPLIES Operating Supplies	11,709	2,818	6,750	6,075	20,930
630.1010	COMMUNICATION Telephone	235	13	600	248	420
640.1020	SERVICES Contractual Services	5,964	356	2,250	1,289	1,500
670.1010	MAINTENANCE Repair & Maintenance	200	360	3,000	1,125	1,200
690.1320	SPC DEPT EXP Handicap Expense	29,548	22,679	28,500	23,735	23,950
	Account Classification Total: M & O - Maintenance and Operations	47,656	26,226	41,100	32,472	48,000
	Division Total: 253 - Pro-shop	246,983	222,759	230,284	190,138	217,169
	Division: 254 - Bar & Grill					
	Employee Service - Employee Services					
600.1010	EMP SRV Regular Salaries	451,738	501,383	473,674	426,307	454,380

Account Number	Account Description	FY 2017/18 Actual	FY 2018/19 Actual	FY 2019/20 Adopted	FY 2019/20 Projected Year End	FY 2020/21 Proposed
600.1070	EMP SRV Taxes & Benefits	121,800	103,503	111,744	87,599	86,896
Account Classification Total: Employee Service - Employee Services		573,538	604,886	585,418	513,906	541,276
M & O - Maintenance and Operations						
610.1020	SUPPLIES Operating Supplies	60,111	63,410	96,555	74,919	83,029
640.1020	SERVICES Contractual Services	21,480	16,942	12,225	11,969	13,192
650.1010	TRAINING Travel & Conference	176	0	0	0	0
670.1010	MAINTENANCE Repair & Maintenance	17,233	5,782	15,560	8,726	7,995
Account Classification Total: M & O - Maintenance and Operations		99,000	86,134	124,340	95,614	104,216
Division Total: 254 - Bar & Grill		672,538	691,020	709,758	609,520	645,492
Department Total: 25 - Ridge Creek Golf		2,419,884	2,297,628	2,474,005	2,071,941	2,305,186
EXPENSES Total		2,419,884	2,297,628	2,474,005	2,071,941	2,305,186
Fund REVENUE	Total: 115 - Ridgecreek Golf	2,072,282	2,102,450	2,489,021	1,821,663	2,084,111
Fund EXPENSE	Total: 115 - Ridgecreek Golf	2,419,884	2,297,628	2,474,005	2,071,941	2,305,186
Fund Total: 115 - Ridgecreek Golf		(347,601)	(195,178)	15,016	(250,278)	(221,075)
Fund: 230 - Water						
REVENUES						
Fines & Forfeit - Fines & Forfeitures						
411.1110	FINES Utility Delinquency (penalties)	35,586	37,677	36,661	38,054	38,434
411.1120	FINES DBCP Settlement	36,344	37,069	35,595	37,440	37,814
411.1125	FINES FMC Settlement	5,267	0	0	0	0
411.1135	FINES TCP Settlement	0	2,682,714	0	0	0
Account Classification Total: Fines & Forfeit - Fines & Forfeitures		77,197	2,757,460	72,256	75,494	76,248
Use of Money - Use of Money & Property						
412.1000	USE OF MONEY & PROP Investment Earnings	5,810	16,464	1,000	50,000	1,500
Account Classification Total: Use of Money - Use of Money & Propert		5,810	16,464	1,000	50,000	1,500
Service Charges - Services Charges						
409.5001	SRVC & FEE Water Service	2,854,614	2,872,243	2,969,655	2,969,655	2,929,975
409.5090	SRVC & FEE Water Service Connection	8,936	13,639	15,000	15,000	10,000
409.5100	SRVC & FEE After Hours Service Charges	389	0	600	300	300
409.5110	SRVC & FEE Delinquent Water On/Off	28,581	29,652	35,000	35,000	30,000
409.5120	SRVC & FEE Back Flow Test	13,598	14,964	10,000	15,000	15,000
409.5130	SRVC & FEE Temporary Meter Rental	9,545	15,005	9,000	9,000	12,000
409.5140	SRVC & FEE New Water Service	38,801	53,069	110,000	117,000	40,000
409.5160	SRVC & FEE Backflow Repair	6,172	5,050	5,000	8,000	6,000
409.5170	SRVC & FEE Water Meter Install	0	0	1,000	0	1,000
409.5180	SRVC & FEE Account Set-up fee/ Name Change	1,667	1,862	1,000	3,900	1,000
Account Classification Total: Service Charges - Services Charges		2,962,303	3,005,483	3,156,255	3,172,855	3,045,275
Miscellaneous - Miscellaneous						
414.1010	MISC Other Miscellaneous Revenue	4	2,946	0	421	0
418.1010	OTH REV Contributed Capital	0	999,054	0	0	0
418.1020	OTH REV Developer Contributions	2,606,526	0	0	0	0
Account Classification Total: Miscellaneous - Miscellaneous		2,606,530	1,002,000	0	421	0
Transfers - Transfers						
800.261	TRSF IN Water Construction	0	601	0	0	0
Account Classification Total: Transfers - Transfers		0	601	0	0	0
REVENUES Total		5,651,839	6,782,008	3,229,511	3,298,770	3,123,023
EXPENSES						
Department: 70 - Public Works						
Division: 303 - Utility Billing & Collections						
Employee Service - Employee Services						
600.1010	EMP SRV Regular Salaries	0	0	70,707	70,707	70,707
600.1015	EMP SRV Buy back Salaries	0	0	2,620	2,620	1,756
600.1020	EMP SRV Part Time Salaries	0	0	8,933	8,933	8,933
600.1080	EMP SRV PERS	0	0	13,570	13,570	15,808
600.1100	EMP SRV Medicare	0	0	1,158	1,158	1,159
600.1110	EMP SRV Disability/Life Insurance	0	0	1,633	1,633	1,633
600.1120	EMP SRV Health/Dental/Vision Insurance	0	0	32,208	32,208	32,208
600.1130	EMP SRV Worker's Compensation	0	0	1,188	1,188	906
600.1140	EMP SRV Unemployment Insurance	0	0	612	612	530
Account Classification Total: Employee Service - Employee Services		0	0	132,629	132,629	133,640

Account Number	Account Description	FY 2017/18 Actual	FY 2018/19 Actual	FY 2019/20 Adopted	FY 2019/20 Projected Year End	FY 2020/21 Proposed
M & O - Maintenance and Operations						
610.1010	SUPPLIES Office Supplies	0	0	3,300	3,300	3,300
610.1030	SUPPLIES Lubricant & Fuels	0	0	35	60	35
630.1020	COMMUNICATION Cellphone	0	19	264	264	0
630.1040	COMMUNICATION Postage	0	(252)	15,840	15,840	16,104
640.1010	SERVICES Professional & Technical	0	0	11,550	17,000	17,000
650.1020	TRAINING Training & Vocational	0	0	165	350	165
670.1030	MAINTENANCE Equipment Maintenance	0	0	165	165	165
690.1010	SPC DEPT EXP Due & Subscriptions - Oth	0	0	65	65	65
690.1030	SPC DEPT EXP Printing & Binding	0	0	990	1,200	990
690.1050	SPC DEPT EXP Rental	0	0	3,300	3,300	3,300
Account Classification Total: M & O - Maintenance and Operations		0	(233)	35,674	41,544	41,124
Allocated Costs - Allocated Costs						
605.1010	ALLOC COSTS Liability Insurance	0	0	2,596	2,596	2,949
605.1020	ALLOC COSTS Property & Fire Insurance	0	0	1,317	1,317	783
605.1040	ALLOC COSTS Risk Management	0	0	2,370	2,370	2,073
605.1150	ALLOC COSTS Fire/Ambulance	0	0	225	225	249
Account Classification Total: Allocated Costs - Allocated Costs		0	0	6,508	6,508	6,054
Transfer - Transfer						
900.121	TRSF OUT Billing & Collection Service	0	0	430,828	453,936	0
Account Classification Total: Transfer - Transfer		0	0	430,828	453,936	0
Division Total: 303 - Utility Billing & Collections		0	(233)	605,639	634,617	180,818
Division:	**703 - Water**					
Employee Service - Employee Services						
600.1010	EMP SRV Regular Salaries	376,742	317,935	320,744	321,176	327,950
600.1015	EMP SRV Buy back Salaries	198	3,032	5,469	6,373	5,086
600.1020	EMP SRV Part Time Salaries	17,766	0	29,270	14,635	0
600.1030	EMP SRV Overtime	4,888	8,456	8,000	9,000	8,000
600.1050	EMP SRV Standby	3,333	2,636	3,500	3,500	3,500
600.1080	EMP SRV PERS	65,752	61,688	77,855	76,827	89,729
600.1100	EMP SRV Medicare	5,061	4,723	5,086	4,881	4,767
600.1110	EMP SRV Disability/Life Insurance	9,063	7,679	7,395	7,405	7,561
600.1120	EMP SRV Health/Dental/Vision Insurance	124,145	112,976	149,816	149,816	149,816
600.1130	EMP SRV Worker's Compensation	54,587	47,531	46,716	46,716	52,408
600.1140	EMP SRV Unemployment Insurance	1,537	2,044	2,462	2,462	2,400
600.1170	EMP SRV Uniform Allowance	3,069	3,203	3,200	3,200	3,200
600.1180	EMP SRV OPEB GASB 75	85,938	0	0	0	0
600.1185	EMP SRV PENSION GASB 68	187,688	(2,608)	0	0	0
600.1190	EMP SRV Stipends	855	456	0	0	0
Account Classification Total: Employee Service - Employee Services		940,622	569,750	659,513	645,991	654,417
M & O - Maintenance and Operations						
610.1010	SUPPLIES Office Supplies	3,160	2,580	3,000	3,200	3,264
610.1020	SUPPLIES Operating Supplies	126,213	174,826	180,000	183,000	183,600
610.1030	SUPPLIES Lubricant & Fuels	22,149	18,509	19,000	23,000	23,460
610.1040	SUPPLIES Repair & Maintenance Supplies	4,688	15,698	3,000	2,000	2,040
610.1050	SUPPLIES Small Tools	107	2,612	1,500	1,500	1,530
610.1060	SUPPLIES Safety Equipment & Supplies	61	1,050	2,000	2,000	2,040
620.1010	UTILITIES Electric	360,150	256,943	382,685	382,685	394,191
620.1020	UTILITIES Gas	567	625	850	850	850
630.1010	COMMUNICATION Telephone	3,226	4,228	4,000	5,000	5,216
630.1020	COMMUNICATION Cellphone	2,757	2,392	2,500	2,800	3,000
630.1040	COMMUNICATION Postage	211	509	500	500	250
640.1010	SERVICES Professional & Technical	23,020	16,273	30,000	30,000	31,560
640.1020	SERVICES Contractual Services	116,354	465,344	167,500	190,000	155,550
640.1060	SERVICES Legal Services	0	0	0	0	2,000
640.1110	SERVICES Security Services	96	483	120	700	714
640.1130	SERVICES Lab/Testing	32,488	30,441	30,000	30,000	30,600
650.1010	TRAINING Travel & Conference	1,033	501	500	1,000	1,000
650.1020	TRAINING Training & Vocational	1,831	5,575	5,000	5,000	5,120
670.1010	MAINTENANCE Repair & Maintenance	1,971	51,106	16,672	15,000	10,000
670.1030	MAINTENANCE Equipment Maintenance	19,176	2,165	20,000	18,000	25,940

Account Number	Account Description	FY 2017/18 Actual	FY 2018/19 Actual	FY 2019/20 Adopted	FY 2019/20 Projected Year End	FY 2020/21 Proposed
670.1040	MAINTENANCE Vehicle Maintenance	1,020	6,284	790	7,000	5,000
670.1080	MAINTENANCE Backflow Repair Expense	8,707	8,268	7,000	7,000	7,000
690.1010	SPC DEPT EXP Due & Subscriptions - Oth	10,608	29,447	35,000	30,000	30,840
690.1020	SPC DEPT EXP Advertising	0	520	3,000	3,000	1,000
690.1030	SPC DEPT EXP Printing & Binding	120	1,435	2,000	2,000	3,000
690.1050	SPC DEPT EXP Rental	7,085	4,107	4,500	7,000	8,000
799.1100	MISCELLANEOUS Uncollectible Accounts Expense	5,988	13,277	10,000	(5,000)	10,000
799.2000	MISCELLANEOUS Bad Debts Expense	(2,130)	12,949	0	0	0
799.2200	MISCELLANEOUS Capitalized Assets	0	(64,142)	0	0	0
Account Classification Total: M & O - Maintenance and Operations		750,655	1,064,005	931,117	947,235	946,765
Principal Pymts - Principal Payments						
710.2050	PRINCIPAL Vehicles	0	0	29,588	29,588	27,707
710.2065	PRINCIPAL VacHunter Excavator	0	0	25,015	25,015	22,716
Account Classification Total: Principal Pymts - Principal Payments		0	0	54,603	54,603	50,423
Interest Pymts - Interest Payments						
720.2050	INTEREST Vehicles	0	6,477	9,599	9,599	8,905
720.2065	INTEREST VacHunter Excavator	0	0	3,353	3,353	5,652
720.2066	INTEREST SCADA System	0	1,488	0	0	0
Account Classification Total: Interest Pymts - Interest Payments		-	7,965	12,952	12,952	14,557
Allocated Costs - Allocated Costs						
605.1010	ALLOC COSTS Liability Insurance	21,025	23,335	24,052	24,052	24,871
605.1020	ALLOC COSTS Property & Fire Insurance	10,212	11,334	12,200	12,200	7,641
605.1030	ALLOC COSTS Auto Insurance	425	550	675	675	3,725
605.1040	ALLOC COSTS Risk Management	16,820	21,135	21,961	21,961	20,221
605.1050	ALLOC COSTS Vehicle Maintenance	30,583	20,408	14,802	14,802	20,838
605.1060	ALLOC COSTS Custodian	21,495	10,376	8,504	10,376	9,669
605.1070	ALLOC COSTS IT/Computer Support	4,998	4,998	4,998	4,998	0
605.1080	ALLOC COSTS Interdepartment Overhead	322,396	333,473	232,342	232,342	251,924
605.1090	ALLOC COSTS Utility Billing Overhead	161,417	164,332	0	0	0
605.1130	ALLOC COSTS Retiree Health	6,894	12,724	12,077	12,077	15,137
605.1170	ALLOC COSTS Property Maintenance	0	0	10,643	10,643	8,935
Account Classification Total: Allocated Costs - Allocated Costs		596,265	602,665	342,254	344,126	362,961
Capital Outlay - Capital Outlay						
730.1050	CAPITAL OUTLAY Trucks and Other Heavy Vehicles	0	0	0	0	29,151
730.1065	CAPITAL OUTLAY Computer Software	0	0	23,614	23,614	0
730.1070	CAPITAL OUTLAY Machinery and Equipment	0	51,665	30,000	30,000	26,014
Account Classification Total: Capital Outlay - Capital Outlay		0	51,665	53,614	53,614	55,165
Capital Projects - Capital Projects						
680.1155	CAPITAL PROJECTS Wells	0	0	0	0	30,840
680.1156	CAPITAL PROJECTS Wells 21	0	0	188,000	5,000	1,000
Account Classification Total: Capital Projects - Capital Projects		0	0	188,000	5,000	31,840
Transfer - Transfer						
900.122	TRSF OUT Equipment Replacement	0	0	0	5,272	5,272
900.181	TRSF OUT General Debt Service	6,381	6,381	6,381	6,381	6,381
900.182	TRSF OUT Water Debt Service	324,298	321,593	515,421	515,421	515,421
900.183	TRSF OUT Sewer Debt Service	75,375	77,900	0	0	0
900.185	TRSF OUT Financing Authority Debt Service	240,762	254,411	280,044	280,044	295,561
900.217	TRSF OUT Water Equipment Replacement	0	1,857	0	0	0
900.261	TRSF OUT Water Construction	91,116	93,828	0	0	0
Account Classification Total: Transfer - Transfer		737,932	755,970	801,846	807,118	822,635
Division Total: 703 - Water		3,025,474	3,052,020	3,043,899	2,870,639	2,938,763
Department Total: 70 - Public Works		3,025,474	3,051,787	3,649,538	3,505,256	3,119,581
EXPENSES Total		3,025,474	3,051,787	3,649,538	3,505,256	3,119,581
Fund REVENUE	Total: 230 - Water	5,651,839	6,782,008	3,229,511	3,298,770	3,123,023
Fund EXPENSE	Total: 230 - Water	3,025,474	3,051,787	3,649,538	3,505,256	3,119,581
Fund Total: 230 - Water		2,626,366	3,730,222	(420,027)	(206,486)	3,442
Fund: 231 - Sewer						
REVENUES						
Fines & Forfeit - Fines & Forfeitures						
411.1110	FINES Utility Delinquency (penalties)	39,068	42,093	39,854	42,514	42,939

Account Number	Account Description	FY 2017/18 Actual	FY 2018/19 Actual	FY 2019/20 Adopted	FY 2019/20 Projected Year End	FY 2020/21 Proposed
Account Classification Total: Fines & Forfeit	*Fines & Forfeitures*	39,068	42,093	39,854	42,514	42,939
Use of Money - Use of Money & Property						
412.1000	USE OF MONEY & PROP Investment Earnings	1,364	(1,415)	750	500	500
412.1100	USE OF MONEY & PROP Property Lease/Rental	16,582	16,252	14,160	16,252	16,252
Account Classification Total: Use of Money - Use of Money & Property		17,947	14,837	14,910	16,752	16,752
Service Charges - Services Charges						
409.5002	SRVC & FEE Sewer Service	3,312,072	3,511,492	3,545,904	3,546,607	3,601,193
409.5340	SRVC & FEE Industrial Monitoring Charge	17,110	13,400	17,454	36,000	13,400
Account Classification Total: Service Charges - Services Charges		3,329,182	3,524,892	3,563,358	3,582,607	3,614,593
Miscellaneous - Miscellaneous						
414.1010	MISC Other Miscellaneous Revenue	0	647	47,130	49,000	0
418.1010	OTH REV Contributed Capital	2,383,590	439,522	0	0	0
Account Classification Total: Miscellaneous - Miscellaneous		2,383,590	440,169	47,130	49,000	0
Transfers - Transfers						
800.218	TRSF IN Sewer Equipment	0	131,765	0	0	0
Account Classification Total: Transfers - Transfers		0	131,765	0	0	0
REVENUES Total		5,769,787	4,153,756	3,665,252	3,690,873	3,674,284
EXPENSES						
Department:	**70 - Public Works**					
Division:	**303 - Utility Billing & Collections**					
Employee Service - Employee Services						
600.1010	EMP SRV Regular Salaries	0	0	72,850	72,850	72,849
600.1015	EMP SRV Buy back Salaries	0	0	2,700	2,700	1,809
600.1020	EMP SRV Part Time Salaries	0	0	9,204	9,204	9,204
600.1080	EMP SRV PERS	0	0	13,982	13,982	16,287
600.1100	EMP SRV Medicare	0	0	1,194	1,194	1,194
600.1110	EMP SRV Disability/Life Insurance	0	0	1,682	1,682	1,682
600.1120	EMP SRV Health/Dental/Vision Insurance	0	0	33,184	33,184	33,184
600.1130	EMP SRV Worker's Compensation	0	0	1,188	1,188	906
600.1140	EMP SRV Unemployment Insurance	0	0	612	612	530
Account Classification Total: Employee Service - Employee Services		0	0	136,596	136,596	137,645
M & O - Maintenance and Operations						
610.1010	SUPPLIES Office Supplies	0	0	3,400	3,400	3,400
610.1030	SUPPLIES Lubricant & Fuels	0	0	35	35	35
630.1020	COMMUNICATION Cellphone	0	19	272	272	0
630.1040	COMMUNICATION Postage	0	(252)	16,320	16,320	16,592
640.1010	SERVICES Professional & Technical	0	0	11,900	17,000	17,000
650.1020	TRAINING Training & Vocational	0	0	170	320	170
670.1030	MAINTENANCE Equipment Maintenance	0	0	170	0	170
690.1010	SPC DEPT EXP Due & Subscriptions - Oth	0	0	68	10	68
690.1030	SPC DEPT EXP Printing & Binding	0	55	1,020	1,020	1,020
690.1050	SPC DEPT EXP Rental	0	0	3,400	5,000	3,400
Account Classification Total: M & O - Maintenance and Operations		0	(178)	36,755	43,377	41,855
Allocated Costs - Allocated Costs						
605.1010	ALLOC COSTS Liability Insurance	0	0	2,596	2,596	2,949
605.1020	ALLOC COSTS Property & Fire Insurance	0	0	1,317	1,317	783
605.1040	ALLOC COSTS Risk Management	0	0	2,370	2,370	2,073
605.1150	ALLOC COSTS Fire/Ambulance	0	0	225	225	249
Account Classification Total: Allocated Costs - Allocated Costs		0	0	6,508	6,508	6,054
Transfer - Transfer						
900.121	TRSF OUT Billing & Collection Service	0	0	430,828	453,936	0
Account Classification Total: Transfer - Transfer		0	0	430,828	453,936	0
Division Total: 303 - Utility Billing & Collections		0	(178)	610,687	640,417	185,554
Division:	**704 - Wastewater Treatment**					
Employee Service - Employee Services						
600.1010	EMP SRV Regular Salaries	263,378	176,456	195,760	195,760	195,760
600.1015	EMP SRV Buy back Salaries	13,598	2,043	4,820	4,820	3,874
600.1030	EMP SRV Overtime	10,344	11,482	14,000	14,000	14,000
600.1050	EMP SRV Standby	12,535	14,849	15,000	15,000	15,000
600.1080	EMP SRV PERS	39,552	30,540	34,347	34,347	40,060
600.1100	EMP SRV Medicare	3,523	2,862	2,838	2,838	2,838

Account Number	Account Description	FY 2017/18 Actual	FY 2018/19 Actual	FY 2019/20 Adopted	FY 2019/20 Projected Year End	FY 2020/21 Proposed
600.1110	EMP SRV Disability/Life Insurance	6,922	4,231	4,502	4,502	4,502
600.1120	EMP SRV Health/Dental/Vision Insurance	72,247	65,801	91,500	91,500	91,500
600.1130	EMP SRV Worker's Compensation	20,203	31,003	17,683	17,683	7,781
600.1140	EMP SRV Unemployment Insurance	888	1,180	895	895	387
600.1170	EMP SRV Uniform Allowance	751	1,152	2,190	2,190	2,467
600.1190	EMP SRV Stipends	1,366	2,458	2,467	2,467	0
Account Classification Total: Employee Service - Employee Services		445,307	344,057	386,002	386,002	378,169
M & O - Maintenance and Operations						
610.1010	SUPPLIES Office Supplies	16,264	12,278	15,000	15,000	15,300
610.1020	SUPPLIES Operating Supplies	32,365	61,088	70,000	70,000	71,400
610.1030	SUPPLIES Lubricant & Fuels	8,600	16,005	9,000	15,000	15,300
610.1040	SUPPLIES Repair & Maintenance Supplies	1,991	566	1,000	1,000	26,020
610.1050	SUPPLIES Small Tools	2,199	1,256	1,000	1,500	1,020
610.1060	SUPPLIES Safety Equipment & Supplies	1,254	1,526	1,750	3,500	1,785
620.1010	UTILITIES Electric	577,103	626,025	612,308	612,308	663,706
620.1020	UTILITIES Gas	144	53	100	150	500
630.1010	COMMUNICATION Telephone	2,198	1,411	2,000	3,000	2,500
630.1020	COMMUNICATION Cellphone	2,372	1,566	2,500	2,500	3,214
630.1040	COMMUNICATION Postage	2	31	200	200	100
640.1010	SERVICES Professional & Technical	25,117	33,990	27,000	45,000	28,020
640.1020	SERVICES Contractual Services	162,899	169,530	223,000	223,000	201,960
640.1050	SERVICES Taxes	205	0	200	200	204
640.1110	SERVICES Security Services	272	1,086	1,000	1,300	1,326
640.1130	SERVICES Lab/Testing	12,239	13,312	15,000	15,000	15,300
650.1010	TRAINING Travel & Conference	0	289	500	555	500
650.1020	TRAINING Training & Vocational	1,231	1,183	1,000	1,000	1,030
670.1010	MAINTENANCE Repair & Maintenance	25,025	75,876	50,000	70,000	66,190
670.1030	MAINTENANCE Equipment Maintenance	6,349	16,151	14,472	28,000	18,000
670.1040	MAINTENANCE Vehicle Maintenance	945	1,364	3,500	3,500	2,000
670.1070	MAINTENANCE Rental Prop Maintenance	0	0	1,000	1,000	0
690.1010	SPC DEPT EXP Due & Subscriptions - Oth	611	1,939	1,500	2,800	2,040
690.1020	SPC DEPT EXP Advertising	1,105	0	1,000	1,000	1,020
690.1030	SPC DEPT EXP Printing & Binding	3	27	300	300	306
690.1050	SPC DEPT EXP Rental	8,858	2,695	6,000	6,000	6,120
690.1270	SPC DEPT EXP Industrial Monitoring Expense	9,979	9,016	13,000	13,000	13,260
799.1100	MISCELLANEOUS Uncollectible Accounts Expense	6,909	19,749	8,000	8,000	8,000
799.2200	MISCELLANEOUS Capitalized Assets	0	(11,025)	0	0	0
Account Classification Total: M & O - Maintenance and Operations		906,237	1,056,987	1,081,330	1,143,813	1,166,121
Principal Pymts - Principal Payments						
710.2050	PRINCIPAL Vehicles	0	0	11,086	11,086	11,086
Account Classification Total: Principal Pymts - Principal Payments		0	0	11,086	11,086	11,086
Interest Pymts - Interest Payments						
720.2050	INTEREST Vehicles	0	1,574	3,571	3,571	3,571
Account Classification Total: Interest Pymts - Interest Payments		0	1,574	3,571	3,571	3,571
Allocated Costs - Allocated Costs						
605.1010	ALLOC COSTS Liability Insurance	21,987	23,528	21,315	21,315	18,658
605.1020	ALLOC COSTS Property & Fire Insurance	10,680	11,428	10,812	10,812	5,733
605.1030	ALLOC COSTS Auto Insurance	0	0	0	0	2,980
605.1040	ALLOC COSTS Risk Management	17,590	21,310	19,461	19,461	15,170
605.1050	ALLOC COSTS Vehicle Maintenance	20,471	30,824	22,000	32,000	33,497
605.1060	ALLOC COSTS Custodian	12,400	6,391	5,921	8,000	7,716
605.1070	ALLOC COSTS IT/Computer Support	4,998	4,998	4,998	4,998	0
605.1080	ALLOC COSTS Interdepartment Overhead	268,641	315,252	205,285	205,285	207,232
605.1090	ALLOC COSTS Utility Billing Overhead	161,417	164,332	0	0	0
605.1130	ALLOC COSTS Retiree Health	4,246	4,953	4,312	4,312	0
605.1150	ALLOC COSTS Fire/Ambulance	0	0	2,700	2,700	2,700
605.1170	ALLOC COSTS Property Maintenance	0	0	7,410	7,410	7,131
Account Classification Total: Allocated Costs - Allocated Costs		522,430	583,016	304,214	316,293	300,817
Capital Outlay - Capital Outlay						
730.1050	CAPITAL OUTLAY Trucks and Other Heavy Vehicles	0	0	0	17,789	2,400
Account Classification Total: Capital Outlay - Capital Outlay		0	0	0	17,789	2,400

Account Number	Account Description	FY 2017/18 Actual	FY 2018/19 Actual	FY 2019/20 Adopted	FY 2019/20 Projected Year End	FY 2020/21 Proposed
Transfer - Transfer						
900.122	TRSF OUT Equipment Replacement	0	0	0	3,072	3,072
900.181	TRSF OUT General Debt Service	3,191	3,191	3,191	3,191	3,191
900.183	TRSF OUT Sewer Debt Service	579,007	465,801	913,465	913,465	868,692
900.185	TRSF OUT Financing Authority Debt Service	490,468	495,892	506,078	506,078	509,064
900.262	TRSF OUT Sewer Construction	215,000	240,454	0	0	0
Account Classification Total: Transfer - Transfer		1,287,666	1,205,339	1,422,734	1,425,806	1,384,019
Division Total: 704 - Wastewater Treatment		3,161,640	3,190,973	3,208,937	3,304,360	3,246,183
Division:	**705 - Sewer Collection**					
Employee Service - Employee Services						
600.1010	EMP SRV Regular Salaries	37,268	51,135	53,122	37,729	54,633
600.1015	EMP SRV Buy back Salaries	0	558	600	850	300
600.1030	EMP SRV Overtime	1,784	1,946	2,500	500	2,500
600.1050	EMP SRV Standby	470	450	1,000	1,000	1,000
600.1080	EMP SRV PERS	11,164	9,274	7,151	7,151	8,365
600.1100	EMP SRV Medicare	827	671	777	777	799
600.1110	EMP SRV Disability/Life Insurance	1,719	1,118	1,233	1,233	1,268
600.1120	EMP SRV Health/Dental/Vision Insurance	17,010	13,654	28,060	28,060	28,060
600.1130	EMP SRV Worker's Compensation	9,548	8,061	17,683	17,683	6,766
600.1140	EMP SRV Unemployment Insurance	231	307	895	895	336
600.1170	EMP SRV Uniform Allowance	358	239	360	360	360
600.1180	EMP SRV OPEB GASB 75	59,804	0	0	0	0
600.1185	EMP SRV PENSION GASB 68	125,727	(63,519)	0	0	0
600.1190	EMP SRV Stipends	168	0	0	0	0
Account Classification Total: Employee Service - Employee Services		266,077	23,895	113,381	96,238	104,387
M & O - Maintenance and Operations						
610.1010	SUPPLIES Office Supplies	635	215	500	500	500
610.1030	SUPPLIES Lubricant & Fuels	989	581	1,500	700	1,500
610.1050	SUPPLIES Small Tools	0	0	2,000	2,000	1,816
610.1060	SUPPLIES Safety Equipment & Supplies	0	0	200	200	200
620.1010	UTILITIES Electric	9,262	10,252	10,000	12,000	12,240
620.1020	UTILITIES Gas	220	181	500	500	510
630.1010	COMMUNICATION Telephone	73	116	500	250	255
630.1040	COMMUNICATION Postage	23	3	100	100	100
640.1010	SERVICES Professional & Technical	0	0	500	500	500
640.1020	SERVICES Contractual Services	22,898	7,562	12,000	12,000	12,240
650.1010	TRAINING Travel & Conference	158	0	0	0	0
650.1020	TRAINING Training & Vocational	0	299	500	500	510
670.1030	MAINTENANCE Equipment Maintenance	9,193	1,500	10,000	10,000	10,500
670.1040	MAINTENANCE Vehicle Maintenance	0	475	474	500	510
690.1010	SPC DEPT EXP Due & Subscriptions - Oth	432	28	1,000	1,000	1,000
Account Classification Total: M & O - Maintenance and Operations		43,884	21,213	39,774	40,750	42,381
Allocated Costs - Allocated Costs						
605.1010	ALLOC COSTS Liability Insurance	2,624	2,624	2,235	2,235	2,297
605.1020	ALLOC COSTS Property & Fire Insurance	1,274	1,276	1,134	1,134	706
605.1030	ALLOC COSTS Auto Insurance	425	550	675	675	745
605.1040	ALLOC COSTS Risk Management	2,099	2,377	2,040	2,040	1,868
605.1060	ALLOC COSTS Custodian	3,230	1,889	0	0	0
605.1130	ALLOC COSTS Retiree Health	6,894	6,362	5,318	5,318	5,829
Account Classification Total: Allocated Costs - Allocated Costs		16,546	15,078	11,402	11,402	11,445
Division Total: 705 - Sewer Collection		326,506	60,186	164,557	148,390	158,213
Department Total: 70 - Public Works		3,488,146	3,250,981	3,984,181	4,093,167	3,589,950
EXPENSES Total		3,488,146	3,250,981	3,984,181	4,093,167	3,589,950
Fund REVENUE	Total: 231 - Sewer	5,769,787	4,153,756	3,665,252	3,690,873	3,674,284
Fund EXPENSE	Total: 231 - Sewer	3,488,146	3,250,981	3,984,181	4,093,167	3,589,950
Fund Total: 231 - Sewer		2,281,641	902,776	(318,929)	(402,294)	84,334
Fund:	**232 - Disposal**					
REVENUES						
Fines & Forfeit - Fines & Forfeitures						
411.1110	FINES Utility Delinquency (penalties)	37,652	36,485	37,141	26,500	36,000

Account Number	Account Description	FY 2017/18 Actual	FY 2018/19 Actual	FY 2019/20 Adopted	FY 2019/20 Projected Year End	FY 2020/21 Proposed
Account Classification Total: Fines & Forfeit - Fines & Forfeitures		37,652	36,485	37,141	26,500	36,000
Use of Money - Use of Money & Property						
412.1000	USE OF MONEY & PROP Investment Earnings	5,468	11,973	1,500	12,000	5,000
Account Classification Total: Use of Money - Use of Money & Property		5,468	11,973	1,500	12,000	5,000
Intergov - Intergovernmental						
413.1295	INTERGOVT State Bottle Bill	6,486	6,447	6,583	6,479	0
Account Classification Total: Intergov - Intergovernmental		6,486	6,447	6,583	6,479	0
Service Charges - Services Charges						
409.5003	SRVC & FEE Disposal Service	3,067,729	3,130,695	3,129,390	3,129,390	3,188,171
409.5190	SRVC & FEE Disposal Trailer Charges	0	0	100	50	0
Account Classification Total: Service Charges - Services Charges		3,067,729	3,130,695	3,129,490	3,129,440	3,188,171
Miscellaneous - Miscellaneous						
414.1010	MISC Other Miscellaneous Revenue	827	1,307	500	2,400	500
414.1040	MISC Loan Repaymet	0	0	42,786	48,786	12,000
Account Classification Total: Miscellaneous - Miscellaneous		827	1,307	43,286	51,186	12,500
REVENUES Total		3,118,162	3,186,907	3,218,000	3,225,605	3,241,671
EXPENSES						
Department:	**70 - Public Works**					
Division:	**303 - Utility Billing & Collections**					
Employee Service - Employee Services						
600.1010	EMP SRV Regular Salaries	0	0	70,707	70,707	70,707
600.1015	EMP SRV Buy back Salaries	0	0	2,620	2,620	1,756
600.1020	EMP SRV Part Time Salaries	0	0	8,933	8,933	8,933
600.1080	EMP SRV PERS	0	0	13,571	13,571	15,808
600.1100	EMP SRV Medicare	0	0	1,159	1,159	1,159
600.1110	EMP SRV Disability/Life Insurance	0	0	1,633	1,633	1,633
600.1120	EMP SRV Health/Dental/Vision Insurance	0	0	32,208	32,208	32,208
600.1130	EMP SRV Worker's Compensation	0	0	1,188	1,188	906
600.1140	EMP SRV Unemployment Insurance	0	0	612	612	530
Account Classification Total: Employee Service - Employee Services		0	0	132,631	132,631	133,640
M & O - Maintenance and Operations						
610.1010	SUPPLIES Office Supplies	0	0	3,300	3,300	3,300
610.1030	SUPPLIES Lubricant & Fuels	0	0	35	35	35
630.1020	COMMUNICATION Cellphone	0	19	264	264	0
630.1040	COMMUNICATION Postage	0	(252)	15,840	15,840	16,104
640.1010	SERVICES Professional & Technical	0	0	11,550	17,000	17,000
650.1020	TRAINING Training & Vocational	0	0	165	350	165
690.1010	SPC DEPT EXP Due & Subscriptions - Oth	0	0	66	10	66
690.1030	SPC DEPT EXP Printing & Binding	0	55	990	2,400	990
690.1050	SPC DEPT EXP Rental	0	0	3,300	3,000	3,300
Account Classification Total: M & O - Maintenance and Operations		0	(178)	35,510	42,199	40,960
Allocated Costs - Allocated Costs						
605.1010	ALLOC COSTS Liability Insurance	0	0	2,596	2,596	2,949
605.1020	ALLOC COSTS Property & Fire Insurance	0	0	1,317	1,317	783
605.1040	ALLOC COSTS Risk Management	0	0	2,370	2,370	2,073
605.1150	ALLOC COSTS Fire/Ambulance	0	0	225	225	249
Account Classification Total: Allocated Costs - Allocated Costs		0	0	6,508	6,508	6,054
Transfer - Transfer						
900.121	TRSF OUT Billing & Collection Service	0	0	430,828	453,936	0
Account Classification Total: Transfer - Transfer		0	0	430,828	453,936	0
Division Total: 303 - Utility Billing & Collections		0	(178)	605,477	635,274	180,654
Division:	**716 - Disposal**					
Employee Service - Employee Services						
600.1010	EMP SRV Regular Salaries	126,009	63,451	65,637	64,228	52,238
600.1015	EMP SRV Buy back Salaries	513	162	1,064	1,064	900
600.1020	EMP SRV Part Time Salaries	8,564	9,835	9,575	1,300	0
600.1030	EMP SRV Overtime	0	21	0	25	0
600.1080	EMP SRV PERS	21,462	13,133	17,176	16,807	13,454
600.1100	EMP SRV Medicare	1,149	973	952	931	758
600.1110	EMP SRV Disability/Life Insurance	3,220	1,490	1,510	1,411	1,201
600.1120	EMP SRV Health/Dental/Vision Insurance	27,342	16,223	24,400	24,400	17,080

Account Number	Account Description	FY 2017/18 Actual	FY 2018/19 Actual	FY 2019/20 Adopted	FY 2019/20 Projected Year End	FY 2020/21 Proposed
600.1130	EMP SRV Worker's Compensation	11,648	11,533	5,983	5,983	8,119
600.1140	EMP SRV Unemployment Insurance	282	780	303	303	403
600.1180	EMP SRV OPEB GASB 75	28,219	0	0	0	0
600.1185	EMP SRV PENSION GASB 68	174,974	(50,593)	0	0	0
600.1190	EMP SRV Stipends	46	0	0	0	0
Account Classification Total: Employee Service - Employee Services		403,428	67,009	126,600	116,452	94,153
M & O - Maintenance and Operations						
610.1010	SUPPLIES Office Supplies	806	1,261	1,000	1,000	1,020
610.1020	SUPPLIES Operating Supplies	129	454	500	500	510
610.1030	SUPPLIES Lubricant & Fuels	463	962	500	800	510
620.1010	UTILITIES Electric	5,775	8,600	5,000	5,000	5,100
620.1020	UTILITIES Gas	294	344	200	200	204
630.1010	COMMUNICATION Telephone	1,943	2,442	1,500	2,500	2,550
630.1020	COMMUNICATION Cellphone	872	439	0	500	510
630.1040	COMMUNICATION Postage	0	0	100	100	102
640.1010	SERVICES Professional & Technical	0	(267)	26,000	26,000	1,520
640.1020	SERVICES Contractual Services	1,323,017	1,416,720	1,548,406	1,600,000	1,619,755
640.1030	SERVICES Dump Fees	630,908	659,521	690,286	710,000	727,953
640.1110	SERVICES Security Services	384	384	500	500	510
650.1010	TRAINING Travel & Conference	231	234	500	750	549
650.1020	TRAINING Training & Vocational	0	1,143	1,000	1,000	343
670.1010	MAINTENANCE Repair & Maintenance	49	16	7,172	3,000	1,063
670.1040	MAINTENANCE Vehicle Maintenance	973	0	1,000	0	0
690.1010	SPC DEPT EXP Due & Subscriptions - Oth	783	275	1,000	1,000	2,198
690.1020	SPC DEPT EXP Advertising	6,146	165	6,000	3,000	3,000
690.1030	SPC DEPT EXP Printing & Binding	3	27	500	500	505
690.1050	SPC DEPT EXP Rental	2,546	2,148	2,500	2,500	1,326
690.1330	SPC DEPT EXP Containers	444	31,406	12,000	12,000	12,240
799.1100	MISCELLANEOUS Uncollectible Accounts Expense	6,066	19,490	8,000	8,000	7,000
799.2200	MISCELLANEOUS Capitalized Assets	0	(9,966)	0	0	0
Account Classification Total: M & O - Maintenance and Operations		1,981,830	2,135,798	2,313,664	2,378,850	2,388,468
Allocated Costs - Allocated Costs						
605.1010	ALLOC COSTS Liability Insurance	3,578	3,306	5,676	5,676	6,049
605.1020	ALLOC COSTS Property & Fire Insurance	1,738	1,606	2,879	2,879	1,859
605.1030	ALLOC COSTS Auto Insurance	450	550	675	675	745
605.1040	ALLOC COSTS Risk Management	2,863	2,995	5,183	5,183	4,918
605.1050	ALLOC COSTS Vehicle Maintenance	18,741	22,370	15,000	500	24,928
605.1060	ALLOC COSTS Custodian	7,306	3,718	4,104	4,500	3,465
605.1070	ALLOC COSTS IT/Computer Support	4,998	4,998	4,998	4,998	0
605.1080	ALLOC COSTS Interdepartment Overhead	534,692	401,019	250,000	250,000	271,393
605.1090	ALLOC COSTS Utility Billing Overhead	161,417	164,332	0	0	0
605.1130	ALLOC COSTS Retiree Health	0	2,121	3,514	3,514	2,950
605.1170	ALLOC COSTS Property Maintenance	0	0	5,136	5,136	3,202
Account Classification Total: Allocated Costs - Allocated Costs		735,783	607,015	297,165	283,061	319,509
Capital Outlay - Capital Outlay						
730.1070	CAPITAL OUTLAY Machinery and Equipment	0	0	0	0	0
Account Classification Total: Capital Outlay - Capital Outlay		0	0	0	0	0
Capital Projects - Capital Projects						
680.1020	CAPITAL PROJECTS Shopping Cart Program	4,908	1,397	6,000	5,000	5,000
Account Classification Total: Capital Projects - Capital Projects		4,908	1,397	6,000	5,000	5,000
Transfer - Transfer						
900.122	TRSF OUT Equipment Replacement	0	0	0	5,272	5,272
900.181	TRSF OUT General Debt Service	6,381	6,770	6,381	6,381	6,381
900.185	TRSF OUT Financing Authority Debt Service	9,989	10,659	11,916	11,916	12,677
900.26	TRSF OUT Transportation Construction	0	0	70,000	0	0
900.265	TRSF OUT Capital Facilities	0	0	20,000	20,000	0
Account Classification Total: Transfer - Transfer		16,370	17,429	108,297	43,569	24,330
Division Total: 716 - Disposal		3,142,319	2,828,647	2,851,726	2,826,932	2,831,460
Division: 717 - Street Sweeping						
Employee Service - Employee Services						
600.1010	EMP SRV Regular Salaries	68,734	67,276	72,455	72,455	72,831

Account Number	Account Description	FY 2017/18 Actual	FY 2018/19 Actual	FY 2019/20 Adopted	FY 2019/20 Projected Year End	FY 2020/21 Proposed
600.1015	EMP SRV Buy back Salaries	0	744	801	801	400
600.1030	EMP SRV Overtime	0	1,357	2,500	2,500	2,500
600.1050	EMP SRV Standby	568	1,050	1,000	1,000	1,000
600.1080	EMP SRV PERS	11,928	13,518	18,960	18,960	22,533
600.1100	EMP SRV Medicare	979	1,003	1,060	1,060	1,065
600.1110	EMP SRV Disability/Life Insurance	1,600	1,567	1,681	1,681	1,690
600.1120	EMP SRV Health/Dental/Vision Insurance	21,840	21,820	29,280	29,280	29,280
600.1130	EMP SRV Worker's Compensation	8,721	7,150	0	0	0
600.1140	EMP SRV Unemployment Insurance	211	283	0	0	0
600.1170	EMP SRV Uniform Allowance	401	694	0	700	700
600.1190	EMP SRV Stipends	691	802	0	0	0
Account Classification Total: Employee Service - Employee Services		115,671	117,263	127,737	128,437	131,999
M & O - Maintenance and Operations						
610.1030	SUPPLIES Lubricant & Fuels	12,771	14,148	13,500	13,500	13,500
610.1040	SUPPLIES Repair & Maintenance Supplies	2,463	4,876	3,000	3,000	3,000
630.1010	COMMUNICATION Telephone	73	90	100	100	100
630.1020	COMMUNICATION Cellphone	0	1	0	50	50
630.1040	COMMUNICATION Postage	0	0	50	50	50
640.1020	SERVICES Contractual Services	5,633	5,861	5,000	5,000	5,000
640.1030	SERVICES Dump Fees	10,603	12,917	12,000	12,000	12,711
670.1030	MAINTENANCE Equipment Maintenance	546	1,692	1,000	1,000	1,000
670.1040	MAINTENANCE Vehicle Maintenance	0	633	632	632	632
690.1010	SPC DEPT EXP Due & Subscriptions - Oth	162	129	200	200	200
Account Classification Total: M & O - Maintenance and Operations		32,251	40,346	35,482	35,532	36,243
Principal Pymts - Principal Payments						
710.2069	PRINCIPAL Madvac Compact Litter Vac	0	0	8,500	2,204	8,211
Account Classification Total: Principal Pymts - Principal Payments		0	0	8,500	2,204	8,211
Interest Pymts - Interest Payments						
720.2069	INTEREST Madvac Compact Litter Vac	0	0	2,500	425	2,305
Account Classification Total: Interest Pymts - Interest Payments		0	0	2,500	425	2,305
Allocated Costs - Allocated Costs						
605.1010	ALLOC COSTS Liability Insurance	2,218	2,348	0	0	0
605.1020	ALLOC COSTS Property & Fire Insurance	1,078	1,140	0	0	0
605.1040	ALLOC COSTS Risk Management	1,775	2,126	0	0	0
Account Classification Total: Allocated Costs - Allocated Costs		5,071	5,614	0	0	0
Capital Outlay - Capital Outlay						
730.1070	CAPITAL OUTLAY Machinery and Equipment	0	0	10,000	10,000	10,000
Account Classification Total: Capital Outlay - Capital Outlay		0	0	10,000	10,000	10,000
Division Total: 717 - Street Sweeping		152,993	163,224	184,219	176,598	188,758
Division: 718 - Alley Maintenance						
Employee Service - Employee Services						
600.1020	EMP SRV Part Time Salaries	30,508	20,675	0	0	0
600.1080	EMP SRV PERS	5,234	4,732	0	0	0
600.1100	EMP SRV Medicare	442	281	0	0	0
600.1130	EMP SRV Worker's Compensation	5,345	4,383	0	0	0
600.1140	EMP SRV Unemployment Insurance	129	172	0	0	0
Account Classification Total: Employee Service - Employee Services		41,659	30,243	0	0	0
M & O - Maintenance and Operations						
610.1020	SUPPLIES Operating Supplies	16,763	13,992	15,000	15,000	15,300
Account Classification Total: M & O - Maintenance and Operations		16,763	13,992	15,000	15,000	15,300
Allocated Costs - Allocated Costs						
605.1010	ALLOC COSTS Liability Insurance	1,360	1,428	0	0	0
605.1020	ALLOC COSTS Property & Fire Insurance	660	694	0	0	0
605.1040	ALLOC COSTS Risk Management	1,088	1,294	0	0	0
Account Classification Total: Allocated Costs - Allocated Costs		3,108	3,416	0	0	0
Capital Outlay - Capital Outlay						
730.1090	CAPITAL OUTLAY Improvements	0	0	70,000	55,346	0
Account Classification Total: Capital Outlay - Capital Outlay		0	0	70,000	55,346	0
Division Total: 718 - Alley Maintenance		61,530	47,651	85,000	70,346	15,300
Department Total: 70 - Public Works		3,356,842	3,039,343	3,726,422	3,709,150	3,216,172
EXPENSES Total		3,356,842	3,039,343	3,726,422	3,709,150	3,216,172

Account Number	Account Description	FY 2017/18 Actual	FY 2018/19 Actual	FY 2019/20 Adopted	FY 2019/20 Projected Year End	FY 2020/21 Proposed
Fund REVENUE	Total: 232 - Disposal	3,118,162	3,186,907	3,218,000	3,225,605	3,241,671
Fund EXPENSE	Total: 232 - Disposal	3,356,842	3,039,343	3,726,422	3,709,150	3,216,172
Fund Total: 232 - Disposal		(238,680)	147,564	(508,422)	(483,545)	25,499
Fund:	233 - Transit					
REVENUES						
Taxes - Taxes						
403.1030	SALES TAX Measure R	52,500	130,170	74,551	90,121	52,500
Account Classification Total: Taxes - Taxes		52,500	130,170	74,551	90,121	52,500
Use of Money - Use of Money & Property						
412.1000	USE OF MONEY & PROP Investment Earnings	(5,452)	(7,509)	(1,000)	(5,000)	(4,000)
419.1030	LEASE RECIEPTS Lease - Other	11,689	6,824	0	6,725	16,140
Account Classification Total: Use of Money - Use of Money & Propert		6,237	(686)	(1,000)	1,725	12,140
Intergov - Intergovernmental						
413.1020	INTERGOVT TDA Receipts	427,507	280,752	410,352	475,214	286,148
413.1050	INTERGOVT CMAQ Grant	0	0	132,000	132,000	0
413.1060	INTERGOVT State Grants	101,751	434	0	0	0
413.1111	INTERGOVT Prop 1B	14,257	0	0	0	0
413.1120	INTERGOVT STAFF Grants	127,128	295,757	225,000	250,000	300,000
413.1130	INTERGOVT Section 5311 Grant	195,179	199,499	206,871	206,871	280,000
413.1150	INTERGOVT Fresno Co. Rural Transit	53,670	43,344	41,947	51,052	53,051
Account Classification Total: Intergov - Intergovernmental		919,492	819,786	1,016,170	1,115,137	919,199
Service Charges - Services Charges						
409.5004	SRVC & FEE D/R Fare Box	31,908	26,834	40,389	24,151	24,392
409.5005	SRVC & FEE Fare Box Receipts	43,546	48,358	55,248	43,522	43,957
409.5006	SRVC & FEE Bus Advertising	11,170	2,784	10,000	2,000	2,000
409.5007	SRVC & FEE T-Pass	0	0	0	6,000	0
409.5410	SRVC & FEE Ticket Sales	2,856	2,122	2,913	2,143	2,165
Account Classification Total: Service Charges - Services Charges		89,480	80,099	108,550	77,816	72,514
Miscellaneous - Miscellaneous						
414.1010	MISC Other Miscellaneous Revenue	2,454	2,853	1,000	1,000	1,010
Account Classification Total: Miscellaneous - Miscellaneous		2,454	2,853	1,000	1,000	1,010
Transfers - Transfers						
800.101	TRSF IN General Fund	3,354	11,421	0	27,964	15,567
800.265	TRSF IN Capital Facilities	0	94,232	0	0	0
Account Classification Total: Transfers - Transfers		3,354	105,653	0	27,964	15,567
REVENUES Total		1,073,517	1,137,875	1,199,271	1,313,763	1,072,930
EXPENSES						
Department:	70 - Public Works					
Division:	719 - Transit					
Employee Service - Employee Services						
600.1010	EMP SRV Regular Salaries	15,260	0	0	3,656	5,055
600.1015	EMP SRV Buy back Salaries	318	0	0	21	0
600.1020	EMP SRV Part Time Salaries	8,823	10,133	4,243	1,330	0
600.1080	EMP SRV PERS	4,389	1,874	1,110	957	436
600.1100	EMP SRV Medicare	341	147	62	53	73
600.1110	EMP SRV Disability/Life Insurance	382	0	98	84	116
600.1120	EMP SRV Health/Dental/Vision Insurance	5,712	0	2,440	2,440	2,440
600.1130	EMP SRV Worker's Compensation	424	565	150	150	57
600.1140	EMP SRV Unemployment Insurance	105	220	77	77	34
600.1185	EMP SRV PENSION GASB 68	34,123	(20,196)	0	0	0
Account Classification Total: Employee Service - Employee Services		69,878	(7,257)	8,180	8,768	8,211
M & O - Maintenance and Operations						
610.1010	SUPPLIES Office Supplies	216	187	500	500	510
610.1020	SUPPLIES Operating Supplies	662	874	2,000	5,400	1,020
610.1030	SUPPLIES Lubricant & Fuels	64,476	64,950	68,000	60,000	61,200
610.1040	SUPPLIES Repair & Maintenance Supplies	0	0	500	500	510
620.1010	UTILITIES Electric	3,620	3,480	11,940	11,940	12,185
620.1020	UTILITIES Gas	0	0	300	400	300
630.1010	COMMUNICATION Telephone	1,221	1,230	2,000	2,000	2,000
630.1020	COMMUNICATION Cellphone	735	598	0	0	0

Account Number	Account Description	FY 2017/18 Actual	FY 2018/19 Actual	FY 2019/20 Adopted	FY 2019/20 Projected Year End	FY 2020/21 Proposed
630.1040	COMMUNICATION Postage	114	206	350	350	397
640.1010	SERVICES Professional & Technical	6,118	106,907	15,300	24,000	15,500
640.1020	SERVICES Contractual Services	419,266	451,098	489,758	508,624	539,595
640.1110	SERVICES Security Services	434	396	3,000	3,000	3,060
650.1010	TRAINING Travel & Conference	1,238	0	0	0	0
670.1010	MAINTENANCE Repair & Maintenance	50	16	6,836	3,000	3,000
670.1040	MAINTENANCE Vehicle Maintenance	54,843	29,268	60,000	35,000	32,700
690.1010	SPC DEPT EXP Due & Subscriptions - Oth	616	625	1,000	1,600	1,020
690.1020	SPC DEPT EXP Advertising	4,709	1,710	5,500	1,100	1,100
690.1340	SPC DEPT EXP Ticket Sales	2,720	1,360	2,000	2,500	2,525
799.2200	MISCELLANEOUS Capitalized Assets	(119,707)	0	0	0	0
Account Classification Total: M & O - Maintenance and Operations		441,330	662,905	668,984	659,914	676,622
Allocated Costs - Allocated Costs						
605.1010	ALLOC COSTS Liability Insurance	4,396	3,739	3,384	3,384	3,168
605.1020	ALLOC COSTS Property & Fire Insurance	2,135	1,816	1,716	1,716	973
605.1030	ALLOC COSTS Auto Insurance	624	0	0	0	5,029
605.1040	ALLOC COSTS Risk Management	3,517	3,386	3,090	3,090	2,575
605.1050	ALLOC COSTS Vehicle Maintenance	80,454	49,235	76,000	65,000	48,569
605.1060	ALLOC COSTS Custodian	42,132	22,543	10,200	15,000	22,171
605.1080	ALLOC COSTS Interdepartment Overhead	21,089	23,198	24,358	24,358	25,575
605.1130	ALLOC COSTS Retiree Health	0	2,121	2,237	2,237	787
605.1170	ALLOC COSTS Property Maintenance	0	0	12,765	12,765	19,414
Account Classification Total: Allocated Costs - Allocated Costs		154,347	106,038	133,750	127,550	128,261
Capital Outlay - Capital Outlay						
730.1020	CAPITAL OUTLAY Buildings	9,165	1,784	0	0	0
730.1040	CAPITAL OUTLAY Vehicles	119,707	511	430,684	276,633	0
730.1070	CAPITAL OUTLAY Machinery and Equipment	413	0	0	0	0
730.1090	CAPITAL OUTLAY Improvements	0	0	48,002	48,002	48,002
Account Classification Total: Capital Outlay - Capital Outlay		129,284	2,295	478,686	324,635	48,002
Transfer - Transfer						
900.122	TRSF OUT Equipment Replacement	0	0	0	3,736	3,736
900.181	TRSF OUT General Debt Service	3,563	3,563	3,563	3,563	3,563
Account Classification Total: Transfer - Transfer		3,563	3,563	3,563	7,299	7,299
Division Total: 719 - Transit		798,402	767,544	1,293,163	1,128,166	868,395
Division: 720 - Dinuba Connection						
M & O - Maintenance and Operations						
610.1030	SUPPLIES Lubricant & Fuels	23,348	34,457	24,291	31,715	32,349
640.1020	SERVICES Contractual Services	108,539	119,399	120,315	129,295	134,899
670.1040	MAINTENANCE Vehicle Maintenance	14,032	12,857	14,599	13,114	12,952
690.1020	SPC DEPT EXP Advertising	1	0	200	200	204
Account Classification Total: M & O - Maintenance and Operations		145,921	166,713	159,405	174,324	180,404
Allocated Costs - Allocated Costs						
605.1030	ALLOC COSTS Auto Insurance	0	0	0	0	1,676
605.1050	ALLOC COSTS Vehicle Maintenance	20,114	12,309	19,000	20,000	16,190
Account Classification Total: Allocated Costs - Allocated Costs		20,114	12,309	19,000	20,000	17,866
Division Total: 720 - Dinuba Connection		166,035	179,022	178,405	194,324	198,270
Department Total: 70 - Public Works		964,437	946,567	1,471,568	1,322,490	1,066,665
EXPENSES Total		964,437	946,567	1,471,568	1,322,490	1,066,665
Fund REVENUE	Total: 233 - Transit	1,073,517	1,137,875	1,199,271	1,313,763	1,072,930
Fund EXPENSE	Total: 233 - Transit	964,437	946,567	1,471,568	1,322,490	1,066,665
Fund Total: 233 - Transit		109,080	191,309	(272,297)	(8,727)	6,265
Fund: 234 - CNG						
REVENUES						
Taxes - Taxes						
417.1020	CNG CNG Tax on Fuel	3,638	3,470	4,000	3,200	4,255
417.1030	CNG CNG Excise Tax	673	0	0	0	0
Account Classification Total: Taxes - Taxes		4,311	3,470	4,000	3,200	4,255
Use of Money - Use of Money & Property						
412.1000	USE OF MONEY & PROP Investment Earnings	4,624	8,221	500	7,000	4,500
Account Classification Total: Use of Money - Use of Money & Property		4,624	8,221	500	7,000	4,500

Account Number	Account Description	FY 2017/18 Actual	FY 2018/19 Actual	FY 2019/20 Adopted	FY 2019/20 Projected Year End	FY 2020/21 Proposed
Service Charges - Services Charges						
417.1010	CNG Fuel Sales	206,366	215,410	220,000	200,000	237,737
Account Classification Total: Service Charges - Services Charges		206,366	215,410	220,000	200,000	237,737
Miscellaneous - Miscellaneous						
414.1010	MISC Other Miscellaneous Revenue	10,606	344	500	500	0
418.1010	OTH REV Contributed Capital	1,506,447	0	0	0	0
Account Classification Total: Miscellaneous - Miscellaneous		1,517,053	344	500	500	0
REVENUES Total		1,732,355	227,445	225,000	210,700	246,492
EXPENSES						
Department:	**70 - Public Works**					
Division:	**712 - CNG**					
Employee Service - Employee Services						
600.1010	EMP SRV Regular Salaries	10,793	30,580	36,303	36,081	37,620
600.1015	EMP SRV Buy back Salaries	90	647	1,068	1,068	868
600.1030	EMP SRV Overtime	114	801	300	500	500
600.1050	EMP SRV Standby	120	75	300	300	300
600.1080	EMP SRV PERS	1,555	5,478	8,371	8,371	9,028
600.1100	EMP SRV Medicare	156	454	531	531	550
600.1110	EMP SRV Disability/Life Insurance	256	697	842	842	875
600.1120	EMP SRV Health/Dental/Vision Insurance	3,570	7,100	12,200	12,200	12,444
600.1130	EMP SRV Worker's Compensation	144	122	261	261	293
600.1140	EMP SRV Unemployment Insurance	36	47	135	135	171
600.1170	EMP SRV Uniform Allowance	0	0	125	125	125
600.1180	EMP SRV OPEB GASB 75	5,451	0	0	0	0
600.1185	EMP SRV PENSION GASB 68	12,090	31,802	0	0	0
600.1190	EMP SRV Stipends	86	0	0	0	0
Account Classification Total: Employee Service - Employee Services		34,462	77,803	60,436	60,414	62,774
M & O - Maintenance and Operations						
610.1010	SUPPLIES Office Supplies	0	0	100	300	250
610.1020	SUPPLIES Operating Supplies	0	0	100	100	250
610.1030	SUPPLIES Lubricant & Fuels	0	0	650	0	300
620.1010	UTILITIES Electric	16	115	500	500	500
620.1020	UTILITIES Gas	51,507	65,706	65,000	65,000	62,000
630.1010	COMMUNICATION Telephone	6	4	50	100	100
640.1020	SERVICES Contractual Services	11,172	8,099	6,000	10,000	10,750
640.1050	SERVICES Taxes	21,335	13,479	15,000	15,000	13,000
650.1020	TRAINING Training & Vocational	0	0	6,500	6,500	6,630
670.1030	MAINTENANCE Equipment Maintenance	1,054	15,163	48,055	15,000	22,624
670.1040	MAINTENANCE Vehicle Maintenance	0	317	0	300	300
690.1010	SPC DEPT EXP Due & Subscriptions - Oth	1,835	0	1,000	0	1,000
Account Classification Total: M & O - Maintenance and Operations		86,925	102,883	142,955	112,800	117,704
Allocated Costs - Allocated Costs						
605.1010	ALLOC COSTS Liability Insurance	1,883	1,932	2,507	2,507	3,051
605.1020	ALLOC COSTS Property & Fire Insurance	914	938	1,271	1,271	937
605.1040	ALLOC COSTS Risk Management	1,506	1,749	2,289	2,289	2,480
605.1050	ALLOC COSTS Vehicle Maintenance	0	0	316	316	0
605.1060	ALLOC COSTS Custodian	0	0	538	600	0
605.1080	ALLOC COSTS Interdepartment Overhead	25,564	22,462	21,910	21,910	24,207
605.1170	ALLOC COSTS Property Maintenance	0	0	674	674	0
Account Classification Total: Allocated Costs - Allocated Costs		29,867	27,081	29,505	29,567	30,675
Capital Outlay - Capital Outlay						
730.1065	CAPITAL OUTLAY Computer Software	0	1,835	0	1,835	0
730.1070	CAPITAL OUTLAY Machinery and Equipment	0	0	47,500	47,500	0
Account Classification Total: Capital Outlay - Capital Outlay		0	1,835	47,500	49,335	0
Transfer - Transfer						
900.122	TRSF OUT Equipment Replacement	0	0	0	1,536	1,536
900.181	TRSF OUT General Debt Service	6,381	6,381	6,381	6,381	6,381
900.260	TRSF OUT Transportation Construction	53,126	0	0	0	0
Account Classification Total: Transfer - Transfer		59,507	6,381	6,381	7,917	7,917
Division Total: 712 - CNG		210,760	215,983	286,777	260,033	219,070
Department Total: 70 - Public Works		210,760	215,983	286,777	260,033	219,070

Account Number	Account Description	FY 2017/18 Actual	FY 2018/19 Actual	FY 2019/20 Adopted	FY 2019/20 Projected Year End	FY 2020/21 Proposed
	EXPENSES Total	210,760	215,983	286,777	260,033	219,070
	Fund REVENUE Total: 234 - CNG	1,732,355	227,445	225,000	210,700	246,492
	Fund EXPENSE Total: 234 - CNG	210,760	215,983	286,777	260,033	219,070
	Fund Total: 234 - CNG	1,521,594	11,462	(61,777)	(49,333)	27,422
Fund:	**320 - Ambulance**					
	REVENUES					
	Use of Money - Use of Money & Property					
412.1000	USE OF MONEY & PROP Investment Earnings	18,774	70,366	1,740	80,000	0
	Account Classification Total: Use of Money - Use of Money & Property	18,774	70,366	1,740	80,000	0
	Intergov - Intergovernmental					
413.1060	INTERGOVT State Grants	281,385	187,163	139,000	130,000	130,000
413.1400	INTERGOVT Calviva - IGT	1,581,874	946,459	1,300,000	1,300,000	1,500,000
413.1410	INTERGOVT Anthem Blue Cross - IGT	766,204	972,375	800,000	850,000	900,000
	Account Classification Total: Intergov - Intergovernmental	2,629,463	2,105,997	2,239,000	2,280,000	2,530,000
	Service Charges - Services Charges					
409.4001	SRVC & FEE Ambulance Service Fees	1,391,614	1,035,467	1,300,000	1,300,000	1,300,000
409.4002	SRVC & FEE Ambulance Membership Service	42,141	(5,213)	0	(2,000)	0
409.4003	SRVC & FEE Ambulance Membership Fees	48,955	49,010	48,100	49,000	46,500
409.4070	SRVC & FEE Training Class Fees	4,930	1,155	1,000	1,100	1,000
409.4075	SRVC & FEE GEMT1 Mgt Care Supplement	0	120,465	215,000	215,000	200,000
	Account Classification Total: Service Charges - Services Charges	1,487,640	1,200,884	1,564,100	1,563,100	1,547,500
	Miscellaneous - Miscellaneous					
414.1010	MISC Other Miscellaneous Revenue	2,882	1,433	900	45,000	900
414.1030	MISC Credit Bureau Receipts	0	0	400	3,200	400
	Account Classification Total: Miscellaneous - Miscellaneous	2,882	1,433	1,300	48,200	1,300
	REVENUES Total	4,138,759	3,378,680	3,806,140	3,971,300	4,078,800
	EXPENSES					
	Department: 60 - Fire					
	Division: 304 - Ambulance Billing & Collections					
	Employee Service - Employee Services					
600.1010	EMP SRV Regular Salaries	0	0	101,239	101,239	101,239
600.1015	EMP SRV Buy back Salaries	0	0	1,746	1,746	873
600.1020	EMP SRV Part Time Salaries	0	0	0	442	0
600.1080	EMP SRV PERS	0	0	26,493	26,493	31,321
600.1100	EMP SRV Medicare	0	0	1,468	1,468	1,468
600.1110	EMP SRV Disability/Life Insurance	0	0	2,329	2,329	2,329
600.1120	EMP SRV Health/Dental/Vision Insurance	0	0	48,800	48,800	48,800
600.1130	EMP SRV Worker's Compensation	0	0	1,305	1,305	1,148
600.1140	EMP SRV Unemployment Insurance	0	0	673	673	672
	Account Classification Total: Employee Service - Employee Services	0	0	184,053	184,495	187,850
	M & O - Maintenance and Operations					
610.1010	SUPPLIES Office Supplies	0	0	1,500	1,100	1,100
630.1040	COMMUNICATION Postage	0	27	0	400	400
640.1010	SERVICES Professional & Technical	0	0	3,000	6,400	6,000
640.1020	SERVICES Contractual Services	0	0	7,000	6,500	7,000
650.1020	TRAINING Training & Vocational	0	0	500	1,300	1,300
690.1010	SPC DEPT EXP Due & Subscriptions - Oth	0	0	200	900	200
690.1030	SPC DEPT EXP Printing & Binding	0	18	0	300	300
	Account Classification Total: M & O - Maintenance and Operations	0	46	12,200	16,900	16,300
	Allocated Costs - Allocated Costs					
605.1010	ALLOC COSTS Liability Insurance	0	0	3,549	3,549	2,944
605.1020	ALLOC COSTS Property & Fire Insurance	0	0	1,800	1,800	904
605.1040	ALLOC COSTS RIsk Management	0	0	3,241	3,241	2,393
	Account Classification Total: Allocated Costs - Allocated Costs	0	0	8,590	8,590	6,241
	Transfer - Transfer					
900.121	TRSF OUT Billing & Collection Service	0	0	553,871	583,582	0
	Account Classification Total: Transfer - Transfer	0	0	553,871	583,582	0
	Division Total: 304 - Ambulance Billing & Collections	0	46	758,714	793,567	210,391
	Division: 601 - Ambulance					
	Employee Service - Employee Services					

Account Number	Account Description	FY 2017/18 Actual	FY 2018/19 Actual	FY 2019/20 Adopted	FY 2019/20 Projected Year End	FY 2020/21 Proposed
600.1010	EMP SRV Regular Salaries	490,587	625,990	713,826	641,245	813,870
600.1015	EMP SRV Buy back Salaries	0	9,606	17,852	17,852	17,751
600.1030	EMP SRV Overtime	16,564	54,948	50,000	60,000	50,000
600.1080	EMP SRV PERS	126,753	202,509	219,027	187,759	259,702
600.1100	EMP SRV Medicare	7,014	9,769	10,431	9,378	11,880
600.1110	EMP SRV Disability/Life Insurance	10,642	14,938	16,548	16,548	18,850
600.1120	EMP SRV Health/Dental/Vision Insurance	90,475	118,190	195,200	195,200	268,400
600.1130	EMP SRV Worker's Compensation	35,467	63,257	89,855	89,855	110,102
600.1140	EMP SRV Unemployment Insurance	888	1,180	2,355	2,355	3,026
600.1170	EMP SRV Uniform Allowance	3,500	4,581	5,600	5,600	7,700
600.1180	EMP SRV OPEB GASB 75	95,077	0	0	0	0
600.1185	EMP SRV PENSION GASB 68	592,286	598,675	0	0	0
600.1210	EMP SRV Physical Examination	712	0	0	3,400	1,200
Account Classification Total: Employee Service - Employee Services		1,469,966	1,703,643	1,320,694	1,229,192	1,562,481
M & O - Maintenance and Operations						
610.1010	SUPPLIES Office Supplies	747	559	530	500	530
610.1020	SUPPLIES Operating Supplies	66,421	66,566	72,262	75,000	68,978
610.1030	SUPPLIES Lubricant & Fuels	43,803	50,996	51,822	50,000	52,855
630.1010	COMMUNICATION Telephone	2,536	4,690	3,009	3,100	3,577
630.1020	COMMUNICATION Cellphone	906	0	0	0	0
630.1040	COMMUNICATION Postage	232	0	0	20	0
640.1020	SERVICES Contractual Services	78,078	82,307	74,364	74,736	80,696
650.1020	TRAINING Training & Vocational	11,457	7,247	5,110	7,700	7,077
650.1040	TRAINING Training Class Expense	414	884	600	550	550
670.1010	MAINTENANCE Repair & Maintenance	230	890	5,930	5,900	5,900
670.1030	MAINTENANCE Equipment Maintenance	9,417	2,058	9,672	8,061	8,000
670.1040	MAINTENANCE Vehicle Maintenance	165	(746)	300	300	300
670.1050	MAINTENANCE Maintenance Contracts	7,090	23,983	19,318	22,080	22,000
690.1010	SPC DEPT EXP Due & Subscriptions - Oth	413	2,244	525	534	534
690.1157	SPC DEPT EXP GEMT QAF	0	95,294	100,000	100,000	100,000
799.1100	MISCELLANEOUS Uncollectible Accounts Expense	124,780	(141,232)	0	0	0
799.2200	MISCELLANEOUS Capitalized Assets	(394,257)	(206,230)	0	0	0
Account Classification Total: M & O - Maintenance and Operations		(47,567)	(10,492)	343,442	348,481	350,997
Allocated Costs - Allocated Costs						
605.1010	ALLOC COSTS Liability Insurance	15,762	18,986	24,715	24,715	27,744
605.1020	ALLOC COSTS Property & Fire Insurance	7,656	9,222	12,536	12,536	8,524
605.1030	ALLOC COSTS Auto Insurance	2,125	2,750	3,375	3,375	3,725
605.1040	ALLOC COSTS Risk Management	12,610	17,196	22,566	22,566	22,557
605.1050	ALLOC COSTS Vehicle Maintenance	87,933	11,483	75,000	75,000	12,659
605.1080	ALLOC COSTS Interdepartment Overhead	183,157	243,443	216,938	216,938	229,137
605.1110	ALLOC COSTS Collection Services	162,876	166,306	0	0	0
605.1130	ALLOC COSTS Retiree Health	0	0	3,353	3,353	3,353
Account Classification Total: Allocated Costs - Allocated Costs		472,119	469,386	358,483	358,483	307,699
Capital Outlay - Capital Outlay						
730.1020	CAPITAL OUTLAY Buildings	0	19,564	0	0	0
					0	200,000
730.1070	CAPITAL OUTLAY Machinery and Equipment	0	6,809	0	0	71,215
Account Classification Total: Capital Outlay - Capital Outlay		0	26,373	0	0	271,215
Transfer - Transfer						
900.101	TRSF OUT General Fund	0	60,000	60,000	60,000	60,000
900.122	TRSF OUT Equipment Replacement	0	0	0	5,272	5,272
900.265	TRSF OUT Capital Facilities	0	0	150,000	150,000	0
Account Classification Total: Transfer - Transfer		0	60,000	210,000	215,272	65,272
Division Total: 601 - Ambulance		1,894,517	2,248,911	2,232,619	2,151,428	2,557,664
Division:	**602 - Fire Med**					
Employee Service - Employee Services						
600.1010	EMP SRV Regular Salaries	95,200	94,867	92,235	92,235	92,235
600.1015	EMP SRV Buy back Salaries	0	4,493	3,494	3,494	3,494
600.1030	EMP SRV Overtime	2,684	11,476	12,000	12,000	12,000
600.1080	EMP SRV PERS	26,507	30,915	30,447	30,447	33,992
600.1100	EMP SRV Medicare	1,409	1,597	1,347	1,347	1,348

Account Number	Account Description	FY 2017/18 Actual	FY 2018/19 Actual	FY 2019/20 Adopted	FY 2019/20 Projected Year End	FY 2020/21 Proposed
600.1110	EMP SRV Disability/Life Insurance	2,147	2,462	2,137	2,137	2,138
600.1120	EMP SRV Health/Dental/Vision Insurance	18,200	18,183	24,400	24,400	24,400
600.1130	EMP SRV Worker's Compensation	7,093	4,273	4,521	4,521	4,521
600.1140	EMP SRV Unemployment Insurance	178	236	336	336	336
600.1170	EMP SRV Uniform Allowance	700	700	700	700	700
Account Classification Total: Employee Service - Employee Services		154,117	169,202	171,617	171,617	175,164
M & O - Maintenance and Operations						
640.1080	SERVICES Other Fees	819	1,435	600	980	1,000
690.1020	SPC DEPT EXP Advertising	13,692	13,252	13,400	14,397	14,400
Account Classification Total: M & O - Maintenance and Operations		14,512	14,687	14,000	15,377	15,400
Division Total: 602 - Fire Med		168,629	183,888	185,617	186,994	190,564
Department Total: 60 - Fire		2,063,146	2,432,845	3,176,950	3,131,989	2,958,619
EXPENSES Total		2,063,146	2,432,845	3,176,950	3,131,989	2,958,619

SPECIAL REVENUE FUNDS

Special Revenue Funds are strictly limited in their use. Special revenues typically have outside restrictions place on them. The Special Revenue Funds include the following funds:

- 123 - Park Impact Fees Fund **moved to fund 254* 62
- 191 - Special Community Events **new fund in 17-18* 62
- 192 – Pro-Youth Fund **fund closed in 17-18* 63
- 201 - Traffic Safety Fund **moved to General Fund* 64
- 202 - Gas Tax Fund 64
- 203 - Transportation Fund 65
- 204 – Sidewalk Fund **fund closed in 18-19* 67
- 205 - Abandoned Vehicle Fund **moved to General Fund* 67
- 206 - Housing Fund 67
- 207-Road and Repair Accountability Act (SB1) Fund 67
- 210 - Development Support Fund *moved to *General Fund* 68
- 213 – Curb and Gutter Fund **fund closed in 18-19* 68
- 217 - Water Replacement Fund **fund closed in 18-19* 68
- 218 - Sewer Replacement Fund **fund closed in 18-19* 69
- 250-256 Impact Fees Fund 69
- 301 -Public Safety Sales Tax Measure F Fund 72
- 302-306 COPS/Post Training/DPOA Funds 74
- 321 - Fire Impact Fees **moved to fund 256* 76
- 322 - Ambulance Equipment Replacement 77
- 401-418 HOME/CDBG Funds 77
- 501 - Successor Agency Fund 81
- 502 - Downtown Improvement District 82
- 503 - LLMD Assessment District 82
- 504 –Storm Drain Impact Fees **moved to fund 255* 90
- 505 – Community Facilities District 91

Account Number	Account Description	FY 2017/18 Actual	FY 2018/19 Actual	FY 2019/20 Adopted	FY 2019/20 Projected Year End	FY 2020/21 Proposed
Fund:	**123 - Parks Reserve INACTIVE use 254**					
REVENUES						
	Fines & Forfeit - Fines & Forfeitures					
411.1180	FINES Park In Lieu Fees	144,513	79,907	45,760	0	0
	Account Classification Total: Fines & Forfeit - Fines & Forfeitures	144,513	79,907	45,760	0	0
	Use of Money - Use of Money & Property					
412.1000	USE OF MONEY & PROP Investment Earnings	1,026	4,391	100	0	0
	Account Classification Total: Use of Money - Use of Money & Property	1,026	4,391	100	0	0
	REVENUES Total	145,539	84,299	45,860	0	0
EXPENSES						
Department:	**40 - Parks & Community Services**					
Division:	**401 - Community Services**					
	M & O - Maintenance and Operations					
640.1010	SERVICES Professional & Technical	0	3,068	5,000	0	0
640.1020	SERVICES Contractual Services	0	25,000	0	0	0
	Account Classification Total: M & O - Maintenance and Operations	0	28,068	5,000	0	0
	Capital Projects - Capital Projects					
680.1175	CAPITAL PROJECTS Parks Master Plan		0	100,000	0	0
680.9000	CAPITAL PROJECTS Other Projects		0	100,000	0	0
	Account Classification Total: Capital Projects - Capital Projects	0	0	200,000	0	0
	Transfer - Transfer					
900.101	TRSF OUT General Fund	0	0	0	356,938	0
900.417	TRSF OUT 15-CDBG-10560	0	9,667	0	0	0
	Account Classification Total: Transfer - Transfer	0	9,667	0	356,938	0
	Division Total: 401 - Community Services	0	37,735	205,000	356,938	0
	Department Total: 40 - Parks & Community Services	0	37,735	205,000	356,938	0
	EXPENSES Total	0	37,735	205,000	356,938	0
	Fund REVENUE Total: 123 - Parks Reserve INACTIVE use 254	145,539	84,299	45,860	0	0
	Fund EXPENSE Total: 123 - Parks Reserve INACTIVE use 254	0	37,735	205,000	356,938	0
	Fund Total: 123 - Parks Reserve INACTIVE use 254	145,539	46,564	(159,140)	(356,938)	0
Fund:	**191 - Special Community Events**					
REVENUES						
	Miscellaneous - Miscellaneous					
425.1030	DONATION Senior Center	3,820	1,975	2,557	3,500	3,000
425.1040	DONATION Community Service Projects	0	0	64,500	66,000	0
425.1050	DONATION Special Events	1,257	3,037	5,588	5,588	6,500
425.1060	DONATION Youth Services	1,162	3,252	1,413	1,413	1,600
425.1070	DONATION Youth Sports	1,201	3,560	2,500	2,200	3,210
425.1080	DONATION Dog Days	0	438	350	640	1,100
425.1120	DONATION Scouts	5,000	0	0	0	0
	Account Classification Total: Miscellaneous - Miscellaneous	12,441	12,262	76,908	79,341	15,410
	Transfers - Transfers					
800.101	TRSF IN General Fund	0	1,000	0	0	0
	Account Classification Total: Transfers - Transfers	0	1,000	0	0	0
	REVENUES Total	12,441	13,262	76,908	79,341	15,410
EXPENSES						
Department:	**40 - Parks & Community Services**					
Division:	**401 - Community Services**					
	M & O - Maintenance and Operations					
610.1020	SUPPLIES Operating Supplies	0	0	4,878	3,171	1,706
	Account Classification Total: M & O - Maintenance and Operations	0	0	4,878	3,171	1,706
	Capital Outlay - Capital Outlay					
730.1090	CAPITAL OUTLAY Improvements	0	0	62,500	62,500	0
	Account Classification Total: Capital Outlay - Capital Outlay	0	0	62,500	62,500	0
	Division Total: 401 - Community Services	0	0	67,378	65,671	1,706
Division:	**403 - Special Events**					
	M & O - Maintenance and Operations					
610.1020	SUPPLIES Operating Supplies	826	2,314	5,588	2,500	6,500
	Account Classification Total: M & O - Maintenance and Operations	826	2,314	5,588	2,500	6,500
	Division Total: 403 - Special Events	826	2,314	5,588	2,500	6,500

Account Number	Account Description	FY 2017/18 Actual	FY 2018/19 Actual	FY 2019/20 Adopted	FY 2019/20 Projected Year End	FY 2020/21 Proposed
	Division: 404 - Youth Services					
	M & O - Maintenance and Operations					
610.1020	SUPPLIES Operating Supplies	498	4,988	1,413	1,413	1,413
	Account Classification Total: M & O - Maintenance and Operations	498	4,988	1,413	1,413	1,413
	Division Total: 404 - Youth Services	498	4,988	1,413	1,413	1,413
	Division: 405 - Game Day					
	M & O - Maintenance and Operations					
610.1020	SUPPLIES Operating Supplies	0	1,399	26,118	26,118	26,118
	Account Classification Total: M & O - Maintenance and Operations	0	1,399	26,118	26,118	26,118
	Division Total: 405 - Game Day	0	1,399	26,118	26,118	26,118
	Division: 407 - Sports					
	M & O - Maintenance and Operations					
610.1020	SUPPLIES Operating Supplies	5,346	867	13,110	5,000	0
	Account Classification Total: M & O - Maintenance and Operations	5,346	867	13,110	5,000	0
	Division Total: 407 - Sports	5,346	867	13,110	5,000	0
	Division: 408 - Senior Citizens					
	M & O - Maintenance and Operations					
610.1020	SUPPLIES Operating Supplies	2,673	1,549	2,557	2,557	1,500
	Account Classification Total: M & O - Maintenance and Operations	2,673	1,549	2,557	2,557	1,500
	Division Total: 408 - Senior Citizens	2,673	1,549	2,557	2,557	1,500
	Division: 409 - Dog Days					
	M & O - Maintenance and Operations					
610.1020	SUPPLIES Operating Supplies	0	236	2,850	308	2,542
	Account Classification Total: M & O - Maintenance and Operations	0	236	2,850	308	2,542
	Division Total: 409 - Dog Days	0	236	2,850	308	2,542
	Division: 410 - Commission Projects					
	M & O - Maintenance and Operations					
610.1020	SUPPLIES Operating Supplies	0	0	1,502	1,502	0
640.1020	SERVICES Contractual Services	14,990	0	0	0	0
	Account Classification Total: M & O - Maintenance and Operations	14,990	0	1,502	1,502	0
	Division Total: 410 - Commission Projects	14,990	0	1,502	1,502	0
	Division: 411 - Sports Tournaments					
	M & O - Maintenance and Operations					
610.1020	SUPPLIES Operating Supplies	0	0	485	0	485
	Account Classification Total: M & O - Maintenance and Operations	0	0	485	0	485
	Division Total: 411 - Sports Tournaments	0	0	485	0	485
	Division: 412 - Felix Delgado Picnic Projects					
	M & O - Maintenance and Operations					
610.1020	SUPPLIES Operating Supplies	0	1,126	11	0	11
	Account Classification Total: M & O - Maintenance and Operations	0	1,126	11	0	11
	Division Total: 412 - Felix Delgado Picnic Projects	0	1,126	11	0	11
	Division: 413 - Scouts					
	M & O - Maintenance and Operations					
610.1020	SUPPLIES Operating Supplies	408	130	2,500	1,000	2,123
	Account Classification Total: M & O - Maintenance and Operations	408	130	2,500	1,000	2,123
	Division Total: 413 - Scouts	408	130	2,500	1,000	2,123
	Department Total: 40 - Parks & Community Services	24,741	12,608	123,512	106,069	42,398
	EXPENSES Total	24,741	12,608	123,512	106,069	42,398
	Fund REVENUE Total: 191 - Special Community Events	12,441	13,262	76,908	79,341	15,410
	Fund EXPENSE Total: 191 - Special Community Events	24,741	12,608	123,512	106,069	42,398
	Fund Total: 191 - Special Community Events	(12,300)	654	(46,604)	(26,728)	(26,988)
Fund: 192 - Pro-Youth - Inactive						
EXPENSES						
Department: 40 - Parks & Community Services						
Division: 000 - Non-divisional						
	M & O - Maintenance and Operations					
799.5000	MISCELLANEOUS Withdrawal of funds	(14,355)	0	0	0	0
	Account Classification Total: M & O - Maintenance and Operations	(14,355)	0	0	0	0
	Division Total: 000 - Non-divisional	(14,355)	0	0	0	0
	Department Total: 40 - Parks & Community Services	(14,355)	0	0	0	0

Account Number	Account Description	FY 2017/18 Actual	FY 2018/19 Actual	FY 2019/20 Adopted	FY 2019/20 Projected Year End	FY 2020/21 Proposed
	EXPENSES Total	(14,355)	0	0	0	0
	Fund REVENUE Total: 192 - Pro-Youth - Inactive					
	Fund EXPENSE Total: 192 - Pro-Youth - Inactive	(14,355)	0	0	0	0
	Fund Total: 192 - Pro-Youth - Inactive	14,355	0	0	0	0
Fund:	**201 - Traffic Safety - INACTIVE**					
	EXPENSES					
	Department: 70 - Public Works					
	Division: 709 - Transportation					
	Transfer - Transfer					
900.101	TRSF OUT General Fund	202	0	0	0	0
	Account Classification Total: Transfer - Transfer	202	0	0	0	0
	Division Total: 709 - Transportation	202	0	0	0	0
	Department Total: 70 - Public Works	202	0	0	0	0
	EXPENSES Total	202	0	0	0	0
	Fund REVENUE Total: 201 - Traffic Safety - INACTIVE					
	Fund EXPENSE Total: 201 - Traffic Safety - INACTIVE	202	0	0	0	0
	Fund Total: 201 - Traffic Safety - INACTIVE	(202)	0	0	0	0
Fund:	**202 - Gas Tax**					
	REVENUES					
	Taxes - Taxes					
408.1000	GAS TAX 2103	97,263	83,897	100,000	150,000	150,000
408.1010	GAS TAX 2105	132,404	136,027	138,374	127,228	133,440
408.1020	GAS TAX 2106	78,328	80,451	78,784	72,744	72,744
408.1030	GAS TAX 2107	175,915	170,964	181,705	159,312	159,312
408.1040	GAS TAX 2107.5	5,000	6,000	5,000	5,000	5,000
	Account Classification Total: Taxes - Taxes	488,910	477,339	503,863	514,284	520,496
	Use of Money - Use of Money & Property					
412.1000	USE OF MONEY & PROP Investment Earnings	8,646	12,300	2,000	7,000	2,000
	Account Classification Total: Use of Money - Use of Money & Property	8,646	12,300	2,000	7,000	2,000
	Intergov - Intergovernmental					
413.1010	INTERGOVT STP State Local Transportation	260,692	274,119	235,000	289,860	250,000
	Account Classification Total: Intergov - Intergovernmental	260,692	274,119	235,000	289,860	250,000
	Miscellaneous - Miscellaneous					
414.1040	MISC Loan Repaymet	28,263	28,049	28,049	28,474	0
	Account Classification Total: Miscellaneous - Miscellaneous	28,263	28,049	28,049	28,474	0
	Transfers - Transfers					
800.204	TRSF IN Sidewalk	0	4,668	0	0	0
800.213	TRSF IN Curb & Gutter	0	2,708	0	0	0
	Account Classification Total: Transfers - Transfers	0	7,376	0	0	0
	REVENUES Total	786,510	799,184	768,912	839,618	772,496
	EXPENSES					
	Department: 70 - Public Works					
	Division: 709 - Transportation					
	Employee Service - Employee Services					
600.1010	EMP SRV Regular Salaries	107,091	115,301	137,900	137,900	147,399
600.1015	EMP SRV Buy back Salaries	0	558	4,907	4,907	4,310
600.1020	EMP SRV Part Time Salaries	27,689	28,232	8,451	8,451	8,549
600.1030	EMP SRV Overtime	1,085	1,280	1,000	6,000	1,000
600.1050	EMP SRV Standby	1,463	1,763	1,400	1,400	1,400
600.1080	EMP SRV PERS	21,132	26,222	7,074	37,074	43,797
600.1090	EMP SRV Social Security	0	0	0	0	0
600.1100	EMP SRV Medicare	1,912	2,106	2,133	2,133	2,144
600.1110	EMP SRV Disability/Life Insurance	2,376	1,371	3,185	3,185	3,401
600.1120	EMP SRV Health/Dental/Vision Insurance	39,130	39,094	61,244	61,244	68,564
600.1130	EMP SRV Worker's Compensation	17,326	12,305	14,240	14,240	10,453
600.1140	EMP SRV Unemployment Insurance	511	680	1,060	1,060	891
600.1170	EMP SRV Uniform Allowance	1,994	2,366	1,942	1,942	294
600.1190	EMP SRV Stipends	722	397	0	0	0
	Account Classification Total: Employee Service - Employee Services	222,430	231,674	244,536	279,536	292,202

Account Number	Account Description	FY 2017/18 Actual	FY 2018/19 Actual	FY 2019/20 Adopted	FY 2019/20 Projected Year End	FY 2020/21 Proposed
M & O - Maintenance and Operations						
610.1020	SUPPLIES Operating Supplies	72,616	79,646	67,000	80,000	82,420
610.1030	SUPPLIES Lubricant & Fuels	6,692	7,696	9,000	8,000	8,000
610.1040	SUPPLIES Repair & Maintenance Supplies	0	5,872	5,000	5,000	5,000
610.1050	SUPPLIES Small Tools	0	462	500	1,000	500
610.1060	SUPPLIES Safety Equipment & Supplies	0	0	2,000	2,000	2,000
620.1010	UTILITIES Electric	169,832	194,453	178,788	198,061	206,271
620.1020	UTILITIES Gas	120	230	200	200	230
620.1030	UTILITIES Water	686	0	0	0	0
630.1010	COMMUNICATION Telephone	90	377	200	600	522
630.1020	COMMUNICATION Cellphone	1,593	1,352	1,500	1,400	1,500
630.1040	COMMUNICATION Postage	224	7	80	80	100
640.1010	SERVICES Professional & Technical	3,169	1,133	1,500	1,500	1,500
640.1020	SERVICES Contractual Services	13,874	35,288	68,500	100,000	34,200
640.1060	SERVICES Legal Services	300,000	128,462	0	0	0
650.1010	TRAINING Travel & Conference	2,050	84	600	600	1,500
650.1020	TRAINING Training & Vocational	1,787	1,396	3,000	3,000	2,172
670.1010	MAINTENANCE Repair & Maintenance	925	1,600	7,672	65,000	5,130
670.1030	MAINTENANCE Equipment Maintenance	0	20	1,000	1,000	81,000
670.1040	MAINTENANCE Vehicle Maintenance	0	475	500	500	500
690.1010	SPC DEPT EXP Due & Subscriptions - Oth	186	5,378	1,750	2,050	2,000
690.1050	SPC DEPT EXP Rental	0	802	0	805	805
Account Classification Total: M & O - Maintenance and Operations		573,843	464,732	348,790	470,796	435,350
Allocated Costs - Allocated Costs						
605.1010	ALLOC COSTS Liability Insurance	6,793	6,840	8,606	8,606	9,841
605.1020	ALLOC COSTS Property & Fire Insurance	3,299	3,322	4,365	4,365	3,024
605.1030	ALLOC COSTS Auto Insurance	0	0	0	0	745
605.1040	ALLOC COSTS Risk Management	5,434	6,195	7,858	7,858	8,001
605.1050	ALLOC COSTS Vehicle Maintenance	18,194	10,969	17,500	17,500	11,539
605.1060	ALLOC COSTS Custodian	7,157	3,904	3,878	4,021	3,638
605.1080	ALLOC COSTS Interdepartment Overhead	70,298	90,691	81,152	81,152	72,585
605.1150	ALLOC COSTS Fire/Ambulance	0	0	675	675	0
605.1170	ALLOC COSTS Property Maintenance	0	0	4,850	4,850	3,362
Account Classification Total: Allocated Costs - Allocated Costs		111,175	121,921	128,884	129,027	112,735
Transfer - Transfer						
900.122	TRSF OUT Equipment Replacement	0	0	0	5,272	5,272
900.181	TRSF OUT General Debt Service	6,381	6,381	6,381	6,381	6,381
900.185	TRSF OUT Financing Authority Debt Service	28,428	7,994	8,937	8,937	9,508
900.260	TRSF OUT Transportation Construction	0	138,993	161,817	81,000	227,230
900.265	TRSF OUT Capital Facilities	2,562	0	20,000	0	0
900.418	TRSF OUT 2018-CDBG-12892	0	0	0	250,000	0
Account Classification Total: Transfer - Transfer		37,371	153,368	197,135	351,590	248,391
Division Total: 709 - Transportation		944,819	971,696	919,345	1,230,949	1,088,678
Department Total: 70 - Public Works		944,819	971,696	919,345	1,230,949	1,088,678
EXPENSES Total		944,819	971,696	919,345	1,230,949	1,088,678
Fund REVENUE	Total: 202 - Gas Tax	786,510	799,184	768,912	839,618	772,496
Fund EXPENSE	Total: 202 - Gas Tax	944,819	971,696	919,345	1,230,949	1,088,678
Fund Total: 202 - Gas Tax		(158,309)	(172,512)	(150,433)	(391,331)	(316,182)
Fund: 203 - Transportation						
REVENUES						
Taxes - Taxes						
403.1030	SALES TAX Measure R	414,454	449,687	422,785	422,785	458,726
Account Classification Total: Taxes - Taxes		414,454	449,687	422,785	422,785	458,726
Use of Money - Use of Money & Property						
412.1000	USE OF MONEY & PROP Investment Earnings	14,915	17,088	2,000	5,000	1,000
Account Classification Total: Use of Money - Use of Money & Property		14,915	17,088	2,000	5,000	1,000
Intergov - Intergovernmental						
413.1020	INTERGOVT TDA Receipts	517,885	689,045	509,223	546,268	613,852
Account Classification Total: Intergov - Intergovernmental		517,885	689,045	509,223	546,268	613,852
Miscellaneous - Miscellaneous						

Account Number	Account Description	FY 2017/18 Actual	FY 2018/19 Actual	FY 2019/20 Adopted	FY 2019/20 Projected Year End	FY 2020/21 Proposed
414.1010	MISC Other Miscellaneous Revenue	109	530	7,200	87,519	7,200
Account Classification Total: Miscellaneous - Miscellaneous		109	530	7,200	87,519	7,200
REVENUES Total		947,364	1,156,351	941,208	1,061,572	1,080,778
EXPENSES						
Department:	**70 - Public Works**					
Division:	**709 - Transportation**					
Employee Service - Employee Services						
600.1010	EMP SRV Regular Salaries	64,980	78,979	117,110	116,888	137,261
600.1015	EMP SRV Buy back Salaries	2,549	558	2,448	2,448	1,155
600.1020	EMP SRV Part Time Salaries	32,270	32,215	32,247	32,247	32,247
600.1030	EMP SRV Overtime	837	589	1,000	6,000	6,000
600.1050	EMP SRV Standby	600	686	1,200	1,200	1,200
600.1080	EMP SRV PERS	17,201	21,763	39,082	39,024	51,202
600.1100	EMP SRV Medicare	1,260	1,610	2,173	2,173	2,465
600.1110	EMP SRV Disability/Life Insurance	1,637	1,536	2,704	2,699	3,168
600.1120	EMP SRV Health/Dental/Vision Insurance	20,230	32,100	54,900	54,900	67,344
600.1130	EMP SRV Worker's Compensation	11,310	8,033	9,719	9,719	12,860
600.1140	EMP SRV Unemployment Insurance	334	444	723	723	1,096
600.1170	EMP SRV Uniform Allowance	968	1,228	1,118	1,500	1,226
600.1190	EMP SRV Stipends	126	0	0	0	0
Account Classification Total: Employee Service - Employee Services		154,301	179,740	264,424	269,521	317,224
M & O - Maintenance and Operations						
610.1020	SUPPLIES Operating Supplies	38,919	75,209	60,000	78,000	79,670
610.1030	SUPPLIES Lubricant & Fuels	1,314	1,813	4,000	4,000	4,000
610.1050	SUPPLIES Small Tools	18	0	500	500	500
610.1060	SUPPLIES Safety Equipment & Supplies	3,216	0	1,000	1,000	1,000
620.1010	UTILITIES Electric	12,852	14,992	15,500	15,500	15,812
620.1020	UTILITIES Gas	80	150	100	100	100
630.1010	COMMUNICATION Telephone	760	982	850	1,300	966
630.1020	COMMUNICATION Cellphone	32	5	50	50	50
630.1040	COMMUNICATION Postage	0	0	55	0	55
640.1010	SERVICES Professional & Technical	17,702	13,685	17,000	18,000	15,480
640.1020	SERVICES Contractual Services	12,087	33,956	15,000	70,000	30,000
640.1060	SERVICES Legal Services	1,081,188	0	319,000	0	0
650.1020	TRAINING Training & Vocational	1,408	47	2,000	2,000	2,040
670.1030	MAINTENANCE Equipment Maintenance	0	0	7,672	6,000	8,000
670.1040	MAINTENANCE Vehicle Maintenance	0	2,156	1,000	3,000	1,180
690.1010	SPC DEPT EXP Due & Subscriptions - Oth	1,309	659	500	600	510
Account Classification Total: M & O - Maintenance and Operations		1,170,885	143,653	444,227	200,050	159,363
Principal Pymts - Principal Payments						
710.2050	PRINCIPAL Vehicles	0	7,444	14,344	14,344	14,328
Account Classification Total: Principal Pymts - Principal Payments		0	7,444	14,344	14,344	14,328
Interest Pymts - Interest Payments						
720.2050	INTEREST Vehicles	0	1,806	4,353	4,353	4,370
Account Classification Total: Interest Pymts - Interest Payments		0	1,806	4,353	4,353	4,370
Allocated Costs - Allocated Costs						
605.1010	ALLOC COSTS Liability Insurance	4,554	4,551	4,402	4,402	6,125
605.1020	ALLOC COSTS Property & Fire Insurance	2,212	2,210	2,233	2,233	1,882
605.1030	ALLOC COSTS Auto Insurance	0	0	0	0	2,235
605.1040	ALLOC COSTS Risk Management	3,643	4,122	4,019	4,019	4,980
605.1050	ALLOC COSTS Vehicle Maintenance	18,194	10,969	17,500	17,500	11,539
605.1060	ALLOC COSTS Custodian	4,672	3,819	3,875	3,934	3,559
605.1080	ALLOC COSTS Interdepartment Overhead	69,065	58,139	55,499	55,499	58,604
605.1150	ALLOC COSTS Fire/Ambulance	0	0	675	675	675
605.1170	ALLOC COSTS Property Maintenance	0	0	4,850	4,850	3,289
Account Classification Total: Allocated Costs - Allocated Costs		102,340	83,810	93,053	93,112	92,888
Capital Outlay - Capital Outlay						
730.1070	CAPITAL OUTLAY Machinery and Equipment	0	0	0	0	7,200
Account Classification Total: Capital Outlay - Capital Outlay		0	0	0	0	7,200
Transfer - Transfer						
900.122	TRSF OUT Equipment Replacement	0	0	0	5,272	5,272

Account Number	Account Description	FY 2017/18 Actual	FY 2018/19 Actual	FY 2019/20 Adopted	FY 2019/20 Projected Year End	FY 2020/21 Proposed
900.181	TRSF OUT General Debt Service	6,381	6,381	6,381	6,381	6,381
900.185	TRSF OUT Financing Authority Debt Service	414,454	417,238	417,405	417,405	421,029
900.260	TRSF OUT Transportation Construction	0	128,872	161,235	184,538	135,000
900.265	TRSF OUT Capital Facilities	0	97,438	0	20,000	0
900.417	TRSF OUT 15-CDBG-10560	175,000	0	0	0	0
900.418	TRSF OUT 2018-CDBG-12892	0	0	0	0	0
Account Classification Total: Transfer - Transfer		595,835	649,929	585,021	633,596	567,682
Division Total: 709 - Transportation		2,023,361	1,066,382	1,405,422	1,214,976	1,163,055
Department Total: 70 - Public Works		2,023,361	1,066,382	1,405,422	1,214,976	1,163,055
EXPENSES Total		2,023,361	1,066,382	1,405,422	1,214,976	1,163,055
Fund REVENUE	Total: 203 - Transportation	947,364	1,156,351	941,208	1,061,572	1,080,778
Fund EXPENSE	Total: 203 - Transportation	2,023,361	1,066,382	1,405,422	1,214,976	1,163,055
Fund Total: 203 - Transportation		(1,075,997)	89,969	(464,214)	(153,404)	(82,277)
Fund: 204 - Sidewalk - INACTIVE						
EXPENSES						
Department: 70 - Public Works						
Division: 000 - Non-divisional						
Transfer - Transfer						
900.202	TRSF OUT Gas Tax	0	4,668	0	0	0
Account Classification Total: Transfer - Transfer		0	4,668	0	0	0
Division Total: 000 - Non-divisional		0	4,668	0	0	0
Department Total: 70 - Public Works		0	4,668	0	0	0
EXPENSES Total		0	4,668	0	0	0
Fund REVENUE	Total: 204 - Sidewalk - INACTIVE					
Fund EXPENSE	Total: 204 - Sidewalk - INACTIVE	0	4,668	0	0	0
Fund Total: 204 - Sidewalk - INACTIVE		0	(4,668)	0	0	0
Fund: 205 - Abandoned Vehicle - INACTIVE						
EXPENSES						
Department: 70 - Public Works						
Division: 707 - Abandoned Vehicle						
Transfer - Transfer						
900.101	TRSF OUT General Fund	65,707	0	0	0	0
Account Classification Total: Transfer - Transfer		65,707	0	0	0	0
Division Total: 707 - Abandoned Vehicle		65,707	0	0	0	0
Department Total: 70 - Public Works		65,707	0	0	0	0
EXPENSES Total		65,707	0	0	0	0
Fund REVENUE	Total: 205 - Abandoned Vehicle - INACTIVE					
Fund EXPENSE	Total: 205 - Abandoned Vehicle - INACTIVE	65,707	0	0	0	0
Fund Total: 205 - Abandoned Vehicle - INACTIVE		(65,707)	0	0	0	0
Fund: 206 - Housing						
EXPENSES						
Department: 70 - Public Works						
Division: 722 - Housing						
Principal Pymts - Principal Payments						
710.2020	PRINCIPAL Andrews	0	4,618	0	0	0
Account Classification Total: Principal Pymts - Principal Payments		0	4,618	0	0	0
Interest Pymts - Interest Payments						
720.2020	INTEREST Andrews	0	323	0	0	0
Account Classification Total: Interest Pymts - Interest Payments		0	323	0	0	0
Division Total: 722 - Housing		0	4,941	0	0	0
Department Total: 70 - Public Works		0	4,941	0	0	0
EXPENSES Total		0	4,941	0	0	0
Fund REVENUE	Total: 206 - Housing					
Fund EXPENSE	Total: 206 - Housing	0	4,941	0	0	0
Fund Total: 206 - Housing		0	(4,941)	0	0	0
Fund: 207 - Road Repair & Acctblty Act (SB1)						
REVENUES						

Account Number	Account Description	FY 2017/18 Actual	FY 2018/19 Actual	FY 2019/20 Adopted	FY 2019/20 Projected Year End	FY 2020/21 Proposed
	Use of Money - Use of Money & Property					
412.1000	USE OF MONEY & PROP Investment Earnings	0	6,763	0	6,500	6,500
	Account Classification Total: Use of Money - Use of Money & Property	0	6,763	0	6,500	6,500
	Intergov - Intergovernmental					
413.1060	INTERGOVT State Grants	114,600	448,557	411,689	411,689	478,366
	Account Classification Total: Intergov - Intergovernmental	114,600	448,557	411,689	411,689	478,366
	Transfers - Transfers					
800.101	TRSF IN General Fund	82,333	82,333	82,333	82,333	82,333
	Account Classification Total: Transfers - Transfers	82,333	82,333	82,333	82,333	82,333
	REVENUES Total	196,933	537,653	494,022	500,522	567,199
	EXPENSES					
	Department: 70 - Public Works					
	Division: 709 - Transportation					
	Capital Projects - Capital Projects					
680.1073	CAPITAL PROJECTS Street Improvements PHASE I	0	1,943	0	555,000	0
680.1074	CAPITAL PROJECTS Street Improvements PHASE II	0	0	0	543,239	1,121,157
680.1252	CAPITAL PROJECTS Traffic Circle Rehabilitation	859	188,999	0	70	0
680.1257	CAPITAL PROJECTS Nebraska & Crawford Pavement	0	0	494,022	0	0
	Account Classification Total: Capital Projects - Capital Projects	859	190,941	494,022	1,098,309	1,121,157
	Division Total: 709 - Transportation	859	190,941	494,022	1,098,309	1,121,157
	Department Total: 70 - Public Works	859	190,941	494,022	1,098,309	1,121,157
	EXPENSES Total	859	190,941	494,022	1,098,309	1,121,157
	Fund REVENUE Total: 207 - Road Repair & Acctblty Act (SB1)	196,933	537,653	494,022	500,522	567,199
	Fund EXPENSE Total: 207 - Road Repair & Acctblty Act (SB1)	859	190,941	494,022	1,098,309	1,121,157
	Fund Total: 207 - Road Repair & Acctblty Act (SB1)	196,075	346,711	0	(597,787)	(553,958)
Fund:	210 - Development Support - INACTIVE					
	EXPENSES					
	Department: 70 - Public Works					
	Division: 713 - Permit Center - INACTIVE					
	Transfer - Transfer					
900.101	TRSF OUT General Fund	219,150	0	0	0	0
	Account Classification Total: Transfer - Transfer	219,150	0	0	0	0
	Division Total: 713 - Permit Center - INACTIVE	219,150	0	0	0	0
	Department Total: 70 - Public Works	219,150	0	0	0	0
	EXPENSES Total	219,150	0	0	0	0
	Fund REVENUE Total: 210 - Development Support - INACTIVE					
	Fund EXPENSE Total: 210 - Development Support - INACTIVE	219,150	0	0	0	0
	Fund Total: 210 - Development Support - INACTIVE	(219,150)	0	0	0	0
Fund:	213 - Curb and Gutter - INACTIVE					
	EXPENSES					
	Department: 70 - Public Works					
	Division: 000 - Non-divisional					
	Transfer - Transfer					
900.202	TRSF OUT Gas Tax	0	2,708	0	0	0
	Account Classification Total: Transfer - Transfer	0	2,708	0	0	0
	Division Total: 000 - Non-divisional	0	2,708	0	0	0
	Department Total: 70 - Public Works	0	2,708	0	0	0
	EXPENSES Total	0	2,708	0	0	0
	Fund REVENUE Total: 213 - Curb and Gutter - INACTIVE					
	Fund EXPENSE Total: 213 - Curb and Gutter - INACTIVE	0	2,708	0	0	0
	Fund Total: 213 - Curb and Gutter - INACTIVE	0	(2,708)	0	0	0
Fund:	217 - Water Equipment Replmt -INACTIVE					
	REVENUES					
	Transfers - Transfers					
800.230	TRSF IN Water	0	1,857	0	0	0
	Account Classification Total: Transfers - Transfers	0	1,857	0	0	0
	REVENUES Total	0	1,857	0	0	0

Account Number	Account Description	FY 2017/18 Actual	FY 2018/19 Actual	FY 2019/20 Adopted	FY 2019/20 Projected Year End	FY 2020/21 Proposed
	Fund REVENUE Total: 217 - Water Equipment Replmt -INACTIVE	0	1,857	0	0	0
	Fund EXPENSE Total: 217 - Water Equipment Replmt -INACTIVE					
	Fund Total: 217 - Water Equipment Replmt -INACTIVE	0	1,857	0	0	0
Fund:	**218 - Sewer Equip Replacement-INACTIVE**					
	EXPENSES					
	Department: **70 - Public Works**					
	Division: **705 - Sewer Collection**					
	Transfer - Transfer					
900.231	TRSF OUT Sewer	0	131,765	0	0	0
	Account Classification Total: Transfer - Transfer	0	131,765	0	0	0
	Division Total: 705 - Sewer Collection	0	131,765	0	0	0
	Department Total: 70 - Public Works	0	131,765	0	0	0
	EXPENSES Total	0	131,765	0	0	0
	Fund REVENUE Total: 218 - Sewer Equip Replacement-INACTIVE					
	Fund EXPENSE Total: 218 - Sewer Equip Replacement-INACTIVE	0	131,765	0	0	0
	Fund Total: 218 - Sewer Equip Replacement-INACTIVE	0	(131,765)	0	0	0
Fund:	**250 - Water Impact Fees**					
	REVENUES					
	Use of Money - Use of Money & Property					
412.1000	USE OF MONEY & PROP Investment Earnings	790	6,724	300	9,500	1,000
	Account Classification Total: Use of Money - Use of Money & Property	790	6,724	300	9,500	1,000
	Service Charges - Services Charges					
409.5080	SRVC & FEE Developer Fees	456,046	340,985	134,894	416,000	55,144
	Account Classification Total: Service Charges - Services Charges	456,046	340,985	134,894	416,000	55,144
	REVENUES Total	456,836	347,710	135,194	425,500	56,144
	EXPENSES					
	Department: **70 - Public Works**					
	Division: **703 - Water**					
	M & O - Maintenance and Operations					
640.1020	SERVICES Contractual Services	0	0	0	105,495	0
	Account Classification Total: M & O - Maintenance and Operations	0	0	0	105,495	0
	Transfer - Transfer					
900.182	TRSF OUT Water Debt Service	(135,394)	(143,833)	87,075	87,075	87,075
900.261	TRSF OUT Water Construction	322,469	330,908	0	0	0
	Account Classification Total: Transfer - Transfer	187,075	187,075	87,075	87,075	87,075
	Division Total: 703 - Water	187,075	187,075	87,075	192,570	87,075
	Department Total: 70 - Public Works	187,075	187,075	87,075	192,570	87,075
	EXPENSES Total	187,075	187,075	87,075	192,570	87,075
	Fund REVENUE Total: 250 - Water Impact Fees	456,836	347,710	135,194	425,500	56,144
	Fund EXPENSE Total: 250 - Water Impact Fees	187,075	187,075	87,075	192,570	87,075
	Fund Total: 250 - Water Impact Fees	269,761	160,635	48,119	232,930	(30,931)
Fund:	**251 - Sewer Impact Fees**					
	REVENUES					
	Use of Money - Use of Money & Property					
412.1000	USE OF MONEY & PROP Investment Earnings	1,906	8,912	300	12,000	1,000
	Account Classification Total: Use of Money - Use of Money & Property	1,906	8,912	300	12,000	1,000
	Service Charges - Services Charges					
409.5080	SRVC & FEE Developer Fees	537,691	443,635	171,791	475,000	60,846
	Account Classification Total: Service Charges - Services Charges	537,691	443,635	171,791	475,000	60,846
	REVENUES Total	539,598	452,548	172,091	487,000	61,846
	EXPENSES					
	Department: **70 - Public Works**					
	Division: **705 - Sewer Collection**					
	M & O - Maintenance and Operations					
640.1020	SERVICES Contractual Services	0	16,627	0	354,874	429,000
	Account Classification Total: M & O - Maintenance and Operations	0	16,627	0	354,874	429,000
	Transfer - Transfer					
900.183	TRSF OUT Sewer Debt Service	100,000	200,000	0	0	0
900.260	TRSF OUT Transportation Construction	135,029	0	0	0	0

Account Number	Account Description	FY 2017/18 Actual	FY 2018/19 Actual	FY 2019/20 Adopted	FY 2019/20 Projected Year End	FY 2020/21 Proposed
	Account Classification Total: Transfer - Transfer	235,029	200,000	0	0	0
	Division Total: 705 - Sewer Collection	235,029	216,627	0	354,874	429,000
	Department Total: 70 - Public Works	235,029	216,627	0	354,874	429,000
	EXPENSES Total	235,029	216,627	0	354,874	429,000
	Fund REVENUE Total: 251 - Sewer Impact Fees	539,598	452,548	172,091	487,000	61,846
	Fund EXPENSE Total: 251 - Sewer Impact Fees	235,029	216,627	0	354,874	429,000
	Fund Total: 251 - Sewer Impact Fees	304,569	235,920	172,091	132,126	(367,154)
Fund:	**252 - Transportation Impact Fees**					
	REVENUES					
	Use of Money - Use of Money & Property					
412.1000	USE OF MONEY & PROP Investment Earnings	12,665	25,140	1,000	24,500	1,000
	Account Classification Total: Use of Money - Use of Money & Property	12,665	25,140	1,000	24,500	1,000
	Service Charges - Services Charges					
409.5080	SRVC & FEE Developer Fees	468,093	442,878	229,049	681,600	137,909
	Account Classification Total: Service Charges - Services Charges	468,093	442,878	229,049	681,600	137,909
	REVENUES Total	480,758	468,018	230,049	706,100	138,909
	EXPENSES					
	Department: 70 - Public Works					
	Division: 721 - Impact Fees					
	M & O - Maintenance and Operations					
640.1020	SERVICES Contractual Services	0	19,863	0	180,000	20,000
640.1060	SERVICES Legal Services	220,000	0	0	0	0
	Account Classification Total: M & O - Maintenance and Operations	220,000	19,863	0	180,000	20,000
	Capital Projects - Capital Projects					
680.1015	CAPITAL PROJECTS Preliminary Design	0	0	0	0	0
	Account Classification Total: Capital Projects - Capital Projects	0	0	0	0	0
	Transfer - Transfer					
900.185	TRSF OUT Financing Authority Debt Service	150,359	141,958	147,864	147,864	150,530
900.260	TRSF OUT Transportation Construction	0	0	0	0	1,588,148
900.417	TRSF OUT 15-CDBG-10560	150,000	0	0	181,251	0
	Account Classification Total: Transfer - Transfer	300,359	141,958	147,864	329,115	1,738,678
	Division Total: 721 - Impact Fees	520,359	161,821	147,864	509,115	1,758,678
	Department Total: 70 - Public Works	520,359	161,821	147,864	509,115	1,758,678
	EXPENSES Total	520,359	161,821	147,864	509,115	1,758,678
	Fund REVENUE Total: 252 - Transportation Impact Fees	480,758	468,018	230,049	706,100	138,909
	Fund EXPENSE Total: 252 - Transportation Impact Fees	520,359	161,821	147,864	509,115	1,758,678
	Fund Total: 252 - Transportation Impact Fees	(39,601)	306,197	82,185	196,985	(1,619,769)
Fund:	**253 - Police Impact Fees**					
	REVENUES					
	Use of Money - Use of Money & Property					
412.1000	USE OF MONEY & PROP Investment Earnings	11	207	0	1,500	200
	Account Classification Total: Use of Money - Use of Money & Property	11	207	0	1,500	200
	Service Charges - Services Charges					
409.5080	SRVC & FEE Developer Fees	6,302	15,869	8,577	142,537	8,577
	Account Classification Total: Service Charges - Services Charges	6,302	15,869	8,577	142,537	8,577
	REVENUES Total	6,313	16,076	8,577	144,037	8,777
	EXPENSES					
	Department: 70 - Public Works					
	Division: 000 - Non-divisional					
	Transfer - Transfer					
900.265	TRSF OUT Capital Facilities	0	0	0	0	150,000
	Account Classification Total: Transfer - Transfer	0	0	0	0	150,000
	Division Total: 000 - Non-divisional	0	0	0	0	150,000
	Department Total: 70 - Public Works	0	0	0	0	150,000
	EXPENSES Total	0	0	0	0	150,000
	Fund REVENUE Total: 253 - Police Impact Fees	6,313	16,076	8,577	144,037	8,777
	Fund EXPENSE Total: 253 - Police Impact Fees	0	0	0	0	150,000
	Fund Total: 253 - Police Impact Fees	6,313	16,076	8,577	144,037	(141,223)

Account Number	Account Description	FY 2017/18 Actual	FY 2018/19 Actual	FY 2019/20 Adopted	FY 2019/20 Projected Year End	FY 2020/21 Proposed
Fund:	**254 - Parks Impact Fees**					
REVENUES						
	Fines & Forfeit - Fines & Forfeitures					
411.1180	FINES Park In Lieu Fees	0	14,258	0	398,904	18,870
	Account Classification Total: Fines & Forfeit - Fines & Forfeitures	0	14,258	0	398,904	18,870
	Use of Money - Use of Money & Property					
412.1000	USE OF MONEY & PROP Investment Earnings	0	35	0	5,300	500
	Account Classification Total: Use of Money - Use of Money & Property	0	35	0	5,300	500
	Transfers - Transfers					
800.123	TRSF IN Park Reserve	0	0	0	356,938	0
	Account Classification Total: Transfers - Transfers	0	0	0	356,938	0
	REVENUES Total	0	14,293	0	761,142	19,370
EXPENSES						
Department:	**70 - Public Works**					
Division:	**721 - Impact Fees**					
	M & O - Maintenance and Operations					
640.1010	SERVICES Professional & Technical	0	0	0	5,000	0
	Account Classification Total: M & O - Maintenance and Operations	0	0	0	5,000	0
	Capital Outlay - Capital Outlay					
730.1010	CAPITAL OUTLAY Land	0	0	0	25,587	0
	Account Classification Total: Capital Outlay - Capital Outlay	0	0	0	25,587	0
	Capital Projects - Capital Projects					
680.1175	CAPITAL PROJECTS Parks Master Plan	0	0	0	120,000	0
680.1216	CAPITAL PROJECTS Roosevelt Park Lighting Project	0	0	0	130,000	0
680.9000	CAPITAL PROJECTS Other Projects	0	0	0	0	0
	Account Classification Total: Capital Projects - Capital Projects	0	0	0	250,000	0
	Transfer - Transfer					
900.260	TRSF OUT Transportation Construction	0	0	0	3,387	0
900.265	TRSF OUT Capital Facilities	0	0	0	0	108,000
900.417	TRSF OUT 15-CDBG-10560	0	0	0	12,201	0
	Account Classification Total: Transfer - Transfer	0	0	0	15,588	108,000
	Division Total: 721 - Impact Fees	0	0	0	296,175	108,000
	Department Total: 70 - Public Works	0	0	0	296,175	108,000
	EXPENSES Total	0	0	0	296,175	108,000
	Fund REVENUE Total: 254 - Parks Impact Fees	0	14,293	0	761,142	19,370
	Fund EXPENSE Total: 254 - Parks Impact Fees	0	0	0	296,175	108,000
	Fund Total: 254 - Parks Impact Fees	0	14,293	0	464,967	(88,630)
Fund:	**255 - Strom Drain Impact Fee**					
REVENUES						
	Use of Money - Use of Money & Property					
412.1000	USE OF MONEY & PROP Investment Earnings	0	0	0	4,400	500
	Account Classification Total: Use of Money - Use of Money & Property	0	0	0	4,400	500
	Service Charges - Services Charges					
409.5080	SRVC & FEE Developer Fees	0	0	0	101,774	5,307
	Account Classification Total: Service Charges - Services Charges	0	0	0	101,774	5,307
	Transfers - Transfers					
800.504	TRSF IN Drainage District	0	0	0	414,457	0
	Account Classification Total: Transfers - Transfers	0	0	0	414,457	0
	Other - Other Financing Sources					
415.1060	OTH FIN SOURCES Sale of City Dirt	0	0	0	20,000	1,000
	Account Classification Total: Other - Other Financing Sources	0	0	0	20,000	1,000
	REVENUES Total	0	0	0	540,631	6,807
EXPENSES						
Department:	**20 - Administration**					
Division:	**000 - Non-divisional**					
	M & O - Maintenance and Operations					
640.1020	SERVICES Contractual Services	0	0	0	1,391	0
640.1170	SERVICES Master Plan	0	0	0	18,000	0
	Account Classification Total: M & O - Maintenance and Operations	0	0	0	19,391	0
	Capital Outlay - Capital Outlay					

Account Number	Account Description	FY 2017/18 Actual	FY 2018/19 Actual	FY 2019/20 Adopted	FY 2019/20 Projected Year End	FY 2020/21 Proposed
730.1010	CAPITAL OUTLAY Land	0	0	0	25,587	0
Account Classification Total: Capital Outlay - Capital Outlay		0	0	0	25,587	0
Capital Projects - Capital Projects						
680.1197	CAPITAL PROJECTS Euclid/Saginaw Basin	0	0	0	2,020	0
Account Classification Total: Capital Projects - Capital Projects		0	0	0	2,020	0
Transfer - Transfer						
900.260	TRSF OUT Transportation Construction	0	0	0	86,281	0
900.418	TRSF OUT 2018-CDBG-12892	0	0	0	200,000	0
Account Classification Total: Transfer - Transfer		0	0	0	286,281	0
Division Total: 000 - Non-divisional		0	0	0	333,279	0
Department Total: 20 - Administration		0	0	0	333,279	0
EXPENSES Total		0	0	0	333,279	0
Fund REVENUE	Total: 255 - Strom Drain Impact Fee	0	0	0	540,631	6,807
Fund EXPENSE	Total: 255 - Strom Drain Impact Fee	0	0	0	333,279	0
Fund Total: 255 - Strom Drain Impact Fee		0	0	0	207,352	6,807
Fund: 256 - Fire Impact Fees						
REVENUES						
Use of Money - Use of Money & Property						
412.1000	USE OF MONEY & PROP Investment Earnings	0	0	0	3,740	500
Account Classification Total: Use of Money - Use of Money & Property		0	0	0	3,740	500
Service Charges - Services Charges						
409.4080	SRVC & FEE Impact Fees - Single Family	0	0	0	241,896	18,364
409.4090	SRVC & FEE Impact Fees - Commercial	0	0	0	4,000	1,837
409.4100	SRVC & FEE Impact Fees - Multiple Family	0	0	0	1,500	0
409.4110	SRVC & FEE Impact Fees - Industrial	0	0	0	1,500	0
Account Classification Total: Service Charges - Services Charges		0	0	0	248,896	20,201
Transfers - Transfers						
800.321	TRSF IN Fire Impact	0	0	0	283,507	0
Account Classification Total: Transfers - Transfers		0	0	0	283,507	0
	REVENUES Total	0	0	0	536,143	20,701
Fund REVENUE	Total: 256 - Fire Impact Fees	0	0	0	536,143	20,701
Fund EXPENSE	Total: 256 - Fire Impact Fees					
	Fund Total: 256 - Fire Impact Fees	0	0	0	536,143	20,701
Fund: 301 - Public Safety Sales Tax						
REVENUES						
Taxes - Taxes						
403.1010	SALES TAX Sales & Use Tax	1,956,189	2,143,995	2,396,000	2,170,000	2,200,000
Account Classification Total: Taxes - Taxes		1,956,189	2,143,995	2,396,000	2,170,000	2,200,000
Use of Money - Use of Money & Property						
412.1000	USE OF MONEY & PROP Investment Earnings	2,634	8,591	0	0	0
Account Classification Total: Use of Money - Use of Money & Property		2,634	8,591	0	0	0
REVENUES Total		1,958,823	2,152,586	2,396,000	2,170,000	2,200,000
EXPENSES						
Department: 50 - Police						
Division: 502 - Patrol						
Employee Service - Employee Services						
600.1010	EMP SRV Regular Salaries	441,620	367,029	516,503	485,084	539,611
600.1015	EMP SRV Buy back Salaries	9,100	3,873	11,326	11,326	11,326
600.1030	EMP SRV Overtime	32,936	49,393	35,000	60,000	50,000
600.1050	EMP SRV Standby	100	0	0	0	0
600.1060	EMP SRV Holiday	24,555	14,053	25,614	24,841	26,829
600.1080	EMP SRV PERS	118,523	130,520	126,928	122,577	144,001
600.1100	EMP SRV Medicare	7,158	5,727	7,931	7,464	8,290
600.1110	EMP SRV Disability/Life Insurance	10,501	10,351	12,578	11,838	13,147
600.1120	EMP SRV Health/Dental/Vision Insurance	93,100	88,817	146,400	146,400	158,600
600.1130	EMP SRV Worker's Compensation	35,917	28,485	33,723	33,723	38,947
600.1140	EMP SRV Unemployment Insurance	888	1,180	1,682	1,682	2,017
600.1170	EMP SRV Uniform Allowance	4,000	3,881	4,800	4,800	5,200
Account Classification Total: Employee Service - Employee Services		778,398	703,310	922,485	909,735	997,968

Account Number	Account Description	FY 2017/18 Actual	FY 2018/19 Actual	FY 2019/20 Adopted	FY 2019/20 Projected Year End	FY 2020/21 Proposed
M & O - Maintenance and Operations						
610.1010	SUPPLIES Office Supplies	694	584	850	850	850
610.1020	SUPPLIES Operating Supplies	2,719	219	7,000	7,000	7,000
610.1030	SUPPLIES Lubricant & Fuels	25,498	17,465	24,000	24,000	24,000
630.1010	COMMUNICATION Telephone	140	0	250	250	250
630.1020	COMMUNICATION Cellphone	2,532	1,982	3,500	3,000	3,500
630.1030	COMMUNICATION Internet	10,275	10,861	10,900	10,900	10,900
640.1010	SERVICES Professional & Technical	4,437	3,581	4,500	4,700	4,500
640.1020	SERVICES Contractual Services	0	5,990	0	0	0
650.1010	TRAINING Travel & Conference	0	0	100	100	100
650.1020	TRAINING Training & Vocational	0	0	2,640	2,640	2,640
670.1030	MAINTENANCE Equipment Maintenance	0	0	0	13,000	0
670.1040	MAINTENANCE Vehicle Maintenance	0	0	58,855	1,500	1,147
690.1020	SPC DEPT EXP Advertising	0	0	0	200	0
Account Classification Total: M & O - Maintenance and Operations		46,295	40,683	112,595	68,140	54,887
Principal Pymts - Principal Payments						
710.2050	PRINCIPAL Vehicles	71,993	74,180	92,137	92,137	62,759
Account Classification Total: Principal Pymts - Principal Payments		71,993	74,180	92,137	92,137	62,759
Interest Pymts - Interest Payments						
720.2050	INTEREST Vehicles	7,737	5,550	10,797	10,797	4,075
Account Classification Total: Interest Pymts - Interest Payments		7,737	5,550	10,797	10,797	4,075
Allocated Costs - Allocated Costs						
605.1010	ALLOC COSTS Liability Insurance	26,253	12,457	13,090	13,090	17,069
605.1020	ALLOC COSTS Property & Fire Insurance	12,752	6,051	6,640	6,640	5,244
605.1030	ALLOC COSTS Auto Insurance	4,250	3,850	3,375	3,375	3,375
605.1040	ALLOC COSTS Risk Management	21,003	11,283	11,952	11,952	13,878
Account Classification Total: Allocated Costs - Allocated Costs		64,258	33,641	35,057	35,057	39,566
Capital Outlay - Capital Outlay						
730.1020	CAPITAL OUTLAY Buildings	0	19,122	0	0	150,000
730.1070	CAPITAL OUTLAY Machinery and Equipment	0	65,964	151,500	154,000	25,000
Account Classification Total: Capital Outlay - Capital Outlay		0	85,086	151,500	154,000	175,000
Transfer - Transfer						
900.265	TRSF OUT Capital Facilities	0	0	200,000	230,000	0
Account Classification Total: Transfer - Transfer		0	0	200,000	230,000	0
Division Total: 502 - Patrol		968,680	942,450	1,524,571	1,499,866	1,334,255
Division: 503 - Investigative						
Employee Service - Employee Services						
600.1010	EMP SRV Regular Salaries	92,006	117,306	88,678	88,678	88,678
600.1015	EMP SRV Buy back Salaries	1,618	3,236	3,236	3,236	0
600.1030	EMP SRV Overtime	8,575	17,856	10,000	10,000	10,000
600.1050	EMP SRV Standby	1,432	3,254	2,000	3,000	2,000
600.1060	EMP SRV Holiday	4,369	8,252	4,368	4,368	4,368
600.1080	EMP SRV PERS	26,865	49,283	30,747	32,000	34,325
600.1100	EMP SRV Medicare	1,534	2,166	1,361	1,361	1,361
600.1110	EMP SRV Disability/Life Insurance	3,640	3,884	2,158	2,158	2,158
600.1120	EMP SRV Health/Dental/Vision Insurance	18,900	28,418	24,400	24,400	24,400
600.1130	EMP SRV Worker's Compensation	7,183	11,394	13,489	13,489	6,491
600.1140	EMP SRV Unemployment Insurance	178	236	673	673	336
600.1170	EMP SRV Uniform Allowance	800	1,600	800	800	800
Account Classification Total: Employee Service - Employee Services		167,100	246,885	181,910	184,163	174,917
Allocated Costs - Allocated Costs						
605.1010	ALLOC COSTS Liability Insurance	3,650	3,934	4,523	4,523	2,728
605.1020	ALLOC COSTS Property & Fire Insurance	1,773	1,911	2,294	2,294	838
605.1040	ALLOC COSTS Risk Management	2,920	3,563	4,129	4,129	2,218
Account Classification Total: Allocated Costs - Allocated Costs		8,343	9,408	10,946	10,946	5,784
Division Total: 503 - Investigative		175,443	256,293	192,856	195,109	180,701
Division: 504 - Records & Communication						
Employee Service - Employee Services						
600.1010	EMP SRV Regular Salaries	102,254	104,108	102,580	102,580	102,574
600.1015	EMP SRV Buy back Salaries	0	0	1,890	1,890	1,889
600.1030	EMP SRV Overtime	1,031	1,525	1,500	1,500	0

Account Number	Account Description	FY 2017/18 Actual	FY 2018/19 Actual	FY 2019/20 Adopted	FY 2019/20 Projected Year End	FY 2020/21 Proposed
600.1060	EMP SRV Holiday	5,102	5,102	5,102	5,102	5,102
600.1080	EMP SRV PERS	19,308	22,407	25,810	27,000	30,514
600.1100	EMP SRV Medicare	1,509	1,493	1,573	1,573	1,573
600.1110	EMP SRV Disability/Life Insurance	2,322	2,369	2,495	2,495	2,495
600.1120	EMP SRV Health/Dental/Vision Insurance	36,400	36,366	48,800	48,800	48,800
600.1130	EMP SRV Worker's Compensation	1,437	1,216	1,305	1,305	1,148
600.1140	EMP SRV Unemployment Insurance	355	472	673	673	672
600.1170	EMP SRV Uniform Allowance	1,000	1,000	800	1,000	800
Account Classification Total: Employee Service - Employee Services		170,718	176,059	192,528	193,918	195,567
M & O - Maintenance and Operations						
640.1010	SERVICES Professional & Technical	0	0	0	2,500	0
Account Classification Total: M & O - Maintenance and Operations		0	0	0	2,500	0
Allocated Costs - Allocated Costs						
605.1010	ALLOC COSTS Liability Insurance	2,676	2,723	2,884	2,884	2,924
605.1020	ALLOC COSTS Property & Fire Insurance	1,300	1,323	1,463	1,463	898
605.1040	ALLOC COSTS Risk Management	2,141	2,466	2,633	2,633	2,377
Account Classification Total: Allocated Costs - Allocated Costs		6,117	6,512	6,980	6,980	6,199
Division Total: 504 - Records & Communication		176,835	182,571	199,508	203,398	201,766
Department Total: 50 - Police		1,320,958	1,381,313	1,916,935	1,898,373	1,716,722
Department:	**60 - Fire**					
Division:	**603 - Fire Services**					
Employee Service - Employee Services						
600.1010	EMP SRV Regular Salaries	226,415	200,771	237,325	237,325	237,325
600.1015	EMP SRV Buy back Salaries	3,492	3,224	5,900	5,900	7,318
600.1030	EMP SRV Overtime	18,162	12,644	7,000	7,000	7,000
600.1080	EMP SRV PERS	62,460	55,904	64,046	64,046	71,301
600.1100	EMP SRV Medicare	3,684	3,247	3,471	3,471	3,471
600.1110	EMP SRV Disability/Life Insurance	6,305	6,337	5,507	5,507	5,507
600.1120	EMP SRV Health/Dental/Vision Insurance	54,425	40,562	73,200	73,200	73,200
600.1130	EMP SRV Worker's Compensation	21,280	31,629	28,509	28,509	36,701
600.1140	EMP SRV Unemployment Insurance	533	708	1,009	1,009	1,009
600.1170	EMP SRV Uniform Allowance	1,928	1,265	2,100	2,100	2,100
Account Classification Total: Employee Service - Employee Services		398,684	356,290	428,067	428,067	444,932
M & O - Maintenance and Operations						
610.1010	SUPPLIES Office Supplies	0	6	0	0	0
610.1060	SUPPLIES Safety Equipment & Supplies	(7,360)	23,010	35,000	35,000	35,000
620.1010	UTILITIES Electric	6,401	6,351	6,968	6,329	6,968
620.1020	UTILITIES Gas	655	592	819	611	819
640.1020	SERVICES Contractual Services	963	214	407	295	407
690.1010	SPC DEPT EXP Due & Subscriptions - Oth	0	0	0	2,521	2,415
Account Classification Total: M & O - Maintenance and Operations		658	30,174	43,194	44,756	45,609
Allocated Costs - Allocated Costs						
605.1010	ALLOC COSTS Liability Insurance	19,538	7,145	7,711	7,711	7,105
605.1020	ALLOC COSTS Property & Fire Insurance	9,490	3,470	3,911	3,911	2,183
605.1030	ALLOC COSTS Auto Insurance	850	1,100	1,350	1,350	1,490
605.1040	ALLOC COSTS Risk Management	15,630	6,471	7,040	7,040	5,776
Account Classification Total: Allocated Costs - Allocated Costs		45,508	18,186	20,012	20,012	16,554
Transfer - Transfer						
900.185	TRSF OUT Financing Authority Debt Service	3,832	4,089	4,571	4,571	4,863
Account Classification Total: Transfer - Transfer		3,832	4,089	4,571	4,571	4,863
Division Total: 603 - Fire Services		448,682	408,740	495,844	497,406	511,958
Department Total: 60 - Fire		448,682	408,740	495,844	497,406	511,958
EXPENSES Total		1,769,640	1,790,053	2,412,779	2,395,779	2,228,680
Fund REVENUE	Total: 301 - Public Safety Sales Tax	1,958,823	2,152,586	2,396,000	2,170,000	2,200,000
Fund EXPENSE	Total: 301 - Public Safety Sales Tax	1,769,640	1,790,053	2,412,779	2,395,779	2,228,680
Fund Total: 301 - Public Safety Sales Tax		189,183	362,532	(16,779)	(225,779)	(28,680)
Fund:	**302 - State (COPS) Program Fund**					
REVENUES						
Use of Money - Use of Money & Property						
412.1000	USE OF MONEY & PROP Investment Earnings	196	1,858	0	360	0

Account Number	Account Description	FY 2017/18 Actual	FY 2018/19 Actual	FY 2019/20 Adopted	FY 2019/20 Projected Year End	FY 2020/21 Proposed
	Account Classification Total: Use of Money - Use of Money & Property	196	1,858	0	360	0
	Intergov - Intergovernmental					
413.1170	INTERGOVT L E Tech State Grant	139,416	148,747	100,000	130,000	100,000
	Account Classification Total: Intergov - Intergovernmental	139,416	148,747	100,000	130,000	100,000
	REVENUES Total	139,612	150,605	100,000	130,360	100,000
	EXPENSES					
	Department: 50 - Police					
	Division: 502 - Patrol					
	Employee Service - Employee Services					
600.1010	EMP SRV Regular Salaries	69,746	92,488	64,735	64,735	62,075
600.1015	EMP SRV Buy back Salaries	4,087	3,236	1,181	1,181	2,265
600.1030	EMP SRV Overtime	921	9,269	1,278	12,000	3,189
600.1060	EMP SRV Holiday	3,883	0	3,189	3,189	3,058
600.1080	EMP SRV PERS	24,196	10,861	8,965	8,965	9,309
600.1100	EMP SRV Medicare	1,179	1,273	994	994	953
600.1110	EMP SRV Disability/Life Insurance	1,210	2,007	1,575	1,575	1,511
600.1120	EMP SRV Health/Dental/Vision Insurance	15,400	18,200	17,812	17,812	17,080
600.1130	EMP SRV Worker's Compensation	7,183	0	0	0	0
600.1140	EMP SRV Unemployment Insurance	178	0	0	0	0
600.1170	EMP SRV Uniform Allowance	800	800	584	584	560
	Account Classification Total: Employee Service - Employee Services	128,783	138,134	100,313	111,035	100,000
	Allocated Costs - Allocated Costs					
605.1010	ALLOC COSTS Liability Insurance	1,588	0	0	0	0
605.1020	ALLOC COSTS Property & Fire Insurance	771	0	0	0	0
605.1040	ALLOC COSTS Risk Management	1,270	0	0	0	0
	Account Classification Total: Allocated Costs - Allocated Costs	3,629	0	0	0	0
	Division Total: 502 - Patrol	132,412	138,134	100,313	111,035	100,000
	Department Total: 50 - Police	132,412	138,134	100,313	111,035	100,000
	EXPENSES Total	132,412	138,134	100,313	111,035	100,000
	Fund REVENUE Total: 302 - State (COPS) Program Fund	139,612	150,605	100,000	130,360	100,000
	Fund EXPENSE Total: 302 - State (COPS) Program Fund	132,412	138,134	100,313	111,035	100,000
	Fund Total: 302 - State (COPS) Program Fund	7,200	12,471	(313)	19,325	0
	Fund: 303 - Byrnes Justice Assistance					
	REVENUES					
	Use of Money - Use of Money & Property					
412.1000	USE OF MONEY & PROP Investment Earnings	(27)	8	0	(20)	0
	Account Classification Total: Use of Money - Use of Money & Property	(27)	8	0	(20)	0
	Intergov - Intergovernmental					
413.1180	INTERGOVT JAG Grant	0	28,204	0	12,836	0
	Account Classification Total: Intergov - Intergovernmental	0	28,204	0	12,836	0
	Transfers - Transfers					
800.101	TRSF IN General Fund	0	5,700	0	0	0
	Account Classification Total: Transfers - Transfers	0	5,700	0	0	0
	REVENUES Total	(27)	33,912	0	12,816	0
	EXPENSES					
	Department: 50 - Police					
	Division: 000 - Non-divisional					
	Capital Outlay - Capital Outlay					
730.1070	CAPITAL OUTLAY Machinery and Equipment	6,119	28,204	0	12,836	0
	Account Classification Total: Capital Outlay - Capital Outlay	6,119	28,204	0	12,836	0
	Division Total: 000 - Non-divisional	6,119	28,204	0	12,836	0
	Department Total: 50 - Police	6,119	28,204	0	12,836	0
	EXPENSES Total	6,119	28,204	0	12,836	0
	Fund REVENUE Total: 303 - Byrnes Justice Assistance	(27)	33,912	0	12,816	0
	Fund EXPENSE Total: 303 - Byrnes Justice Assistance	6,119	28,204	0	12,836	0
	Fund Total: 303 - Byrnes Justice Assistance	(6,146)	5,708	0	(20)	0
	Fund: 304 - Federal (COPS) Program					
	REVENUES					
	Use of Money - Use of Money & Property					

Account Number	Account Description	FY 2017/18 Actual	FY 2018/19 Actual	FY 2019/20 Adopted	FY 2019/20 Projected Year End	FY 2020/21 Proposed
412.1000	USE OF MONEY & PROP Investment Earnings	(801)	(1,306)	0	1,000	0
	Account Classification Total: Use of Money - Use of Money & Property	(801)	(1,306)	0	1,000	0
	Intergov - Intergovernmental					
413.1170	INTERGOVT L E Tech State Grant	56,509	26,824	0	0	0
	Account Classification Total: Intergov - Intergovernmental	56,509	26,824	0	0	0
	REVENUES Total	55,708	25,518	0	1,000	0
EXPENSES						
Department:	50 - Police					
Division:	502 - Patrol					
	Employee Service - Employee Services					
600.1010	EMP SRV Regular Salaries	30,627	17,144	0	0	0
600.1030	EMP SRV Overtime	0	2,170	0	0	0
600.1060	EMP SRV Holiday	887	0	0	0	0
600.1080	EMP SRV PERS	4,535	5,506	0	0	0
600.1100	EMP SRV Medicare	258	263	0	0	0
600.1110	EMP SRV Disability/Life Insurance	401	417	0	0	0
600.1120	EMP SRV Health/Dental/Vision Insurance	18,200	0	0	0	0
600.1170	EMP SRV Uniform Allowance	800	0	0	0	0
	Account Classification Total: Employee Service - Employee Services	55,708	25,500	0	0	0
	Division Total: 502 - Patrol	55,708	25,500	0	0	0
	Department Total: 50 - Police	55,708	25,500	0	0	0
	EXPENSES Total	55,708	25,500	0	0	0
	Fund REVENUE Total: 304 - Federal (COPS) Program	55,708	25,518	0	1,000	0
	Fund EXPENSE Total: 304 - Federal (COPS) Program	55,708	25,500	0	0	0
	Fund Total: 304 - Federal (COPS) Program	0	17	0	1,000	0
Fund:	305 - Post Training Revolving					
REVENUES						
	Intergov - Intergovernmental					
413.1160	INTERGOVT P.O.S.T Reimbursements	21,449	8,821	0	16,558	10,000
	Account Classification Total: Intergov - Intergovernmental	21,449	8,821	0	16,558	10,000
	REVENUES Total	21,449	8,821	0	16,558	10,000
	Fund REVENUE Total: 305 - Post Training Revolving	21,449	8,821	0	16,558	10,000
	Fund EXPENSE Total: 305 - Post Training Revolving					
	Fund Total: 305 - Post Training Revolving	21,449	8,821	0	16,558	10,000
Fund:	306 - DPOA Range Trust Fund-INACTIVE					
EXPENSES						
Department:	50 - Police					
Division:	000 - Non-divisional					
	M & O - Maintenance and Operations					
690.1010	SPC DEPT EXP Due & Subscriptions - Oth	0	668	0	0	0
	Account Classification Total: M & O - Maintenance and Operations	0	668	0	0	0
	Division Total: 000 - Non-divisional	0	668	0	0	0
	Department Total: 50 - Police	0	668	0	0	0
	EXPENSES Total	0	668	0	0	0
	Fund REVENUE Total: 306 - DPOA Range Trust Fund-INACTIVE	0				
	Fund EXPENSE Total: 306 - DPOA Range Trust Fund-INACTIVE	0	668	0	0	0
	Fund Total: 306 - DPOA Range Trust Fund-INACTIVE	0	(668)	0	0	0
Fund:	321 - Fire Impact Fees					
REVENUES						
	Use of Money - Use of Money & Property					
412.1000	USE OF MONEY & PROP Investment Earnings	1,508	4,480	492	0	0
	Account Classification Total: Use of Money - Use of Money & Property	1,508	4,480	492	0	0
	Service Charges - Services Charges					
409.4080	SRVC & FEE Impact Fees - Single Family	57,193	57,805	25,037	0	0
409.4090	SRVC & FEE Impact Fees - Commercial	3,424	6,692	1,837	0	0
409.4100	SRVC & FEE Impact Fees - Multiple Family	51,947	0	0	0	0
	Account Classification Total: Service Charges - Services Charges	112,565	64,497	26,874	0	0
	REVENUES Total	114,073	68,977	27,366	0	0

Account Number	Account Description	FY 2017/18 Actual	FY 2018/19 Actual	FY 2019/20 Adopted	FY 2019/20 Projected Year End	FY 2020/21 Proposed
EXPENSES						
Department:	60 - Fire					
Division:	721 - Impact Fees					
Transfer - Transfer						
900.256	TRSF OUT Fire Impact Fees	0	0	0	283,507	0
	Account Classification Total: Transfer - Transfer	0	0	0	283,507	0
	Division Total: 721 - Impact Fees	0	0	0	283,507	0
	Department Total: 60 - Fire	0	0	0	283,507	0
	EXPENSES Total	0	0	0	283,507	0
Fund REVENUE	Total: 321 - Fire Impact Fees	114,073	68,977	27,366	0	0
Fund EXPENSE	Total: 321 - Fire Impact Fees	0	0	0	283,507	0
	Fund Total: 321 - Fire Impact Fees	114,073	68,977	27,366	(283,507)	0
Fund:	**322 - Ambulance Equipment Replacement**					
REVENUES						
Intergov - Intergovernmental						
413.1030	INTERGOVT FEMA Federal Grant	0	4,094	0	0	0
413.1190	INTERGOVT Other Grant	215,280	0	0	0	0
	Account Classification Total: Intergov - Intergovernmental	215,280	4,094	0	0	0
Miscellaneous - Miscellaneous						
414.1010	MISC Other Miscellaneous Revenue	2,899	0	0	10	0
414.1190	MISC State Mutual Aid Reimbursement	60,502	66,542	0	0	0
425.1000	DONATION Donation	28	161,437	0	50	0
	Account Classification Total: Miscellaneous - Miscellaneous	63,429	227,979	0	60	0
REVENUES Total		278,709	232,073	0	60	0
EXPENSES						
Department:	60 - Fire					
Division:	601 - Ambulance					
M & O - Maintenance and Operations						
610.1060	SUPPLIES Safety Equipment & Supplies	51,681	30,899	0	0	0
690.1155	SPC DEPT EXP Grant	0	4,760	0	0	0
690.1156	SPC DEPT EXP Fire Safety Improvement Grant	660	606	5,000	1,200	5,000
	Account Classification Total: M & O - Maintenance and Operations	52,341	36,266	5,000	1,200	5,000
Capital Outlay - Capital Outlay						
730.1020	CAPITAL OUTLAY Buildings	0	43,468	0	0	0
730.1040	CAPITAL OUTLAY Vehicles	67,054	0	0	0	0
730.1050	CAPITAL OUTLAY Trucks and Other Heavy Vehicles	996	161,743	0	0	0
730.1065	CAPITAL OUTLAY Computer Software	55,806	0	0	0	0
730.1070	CAPITAL OUTLAY Machinery and Equipment	242,630	17,753	0	14,253	0
	Account Classification Total: Capital Outlay - Capital Outlay	366,486	222,965	0	14,253	0
	Division Total: 601 - Ambulance	418,827	259,231	5,000	15,453	5,000
	Department Total: 60 - Fire	418,827	259,231	5,000	15,453	5,000
	EXPENSES Total	418,827	259,231	5,000	15,453	5,000
Fund REVENUE	Total: 322 - Ambulance Equipment Replacement	278,709	232,073	0	60	0
Fund EXPENSE	Total: 322 - Ambulance Equipment Replacement	418,827	259,231	5,000	15,453	5,000
	Fund Total: 322 - Ambulance Equipment Replacement	(140,118)	(27,158)	(5,000)	(15,393)	(5,000)
Fund:	**401 - HOME**					
REVENUES						
Use of Money - Use of Money & Property						
412.1000	USE OF MONEY & PROP Investment Earnings	509	3,985	20	1,800	0
	Account Classification Total: Use of Money - Use of Money & Property	509	3,985	20	1,800	0
Miscellaneous - Miscellaneous						
426.2000	PRINCIPAL DINUBA PI - HOME	29,398	0	0	0	0
426.2002	PRINCIPAL 99-HOME-365	2,400	22,500	300	20,000	300
426.2003	PRINCIPAL 00-HOME-0484	0	13,000	0	0	0
426.2004	PRINCIPAL 01-HOME-0507	49,889	0	0	0	0
426.2005	PRINCIPAL 02-HOME-0579	600	2,100	500	30,700	500
426.2006	PRINCIPAL 03-HOME-0664	0	0	0	80,000	9,200
426.2008	PRINCIPAL 06-HOME-2351	500	0	0	0	0
426.2009	PRINCIPAL 07-HOME-3077	0	76,000	0	0	0

Account Number	Account Description	FY 2017/18 Actual	FY 2018/19 Actual	FY 2019/20 Adopted	FY 2019/20 Projected Year End	FY 2020/21 Proposed
426.2010	PRINCIPAL 09-HOME-6200	46,698	1,359	0	0	0
427.2011	INTEREST 11-HOME-6989	8,752	13,292	0	0	0
	Account Classification Total: Miscellaneous - Miscellaneous	138,237	128,251	800	130,700	10,000
	REVENUES Total	138,746	132,236	820	132,500	10,000
	EXPENSES					
	Department: 70 - Public Works					
	Division: 722 - Housing					
	State Grant - State EDBG Grant					
700.1010	STATE GRANT General Administration	3,532	1,150	41	6,560	500
700.1020	STATE GRANT Activity Delivery	736	8,284	177	7,675	2,400
700.1030	STATE GRANT Loans	11,331	127,438	561	110,405	6,600
	Account Classification Total: State Grant - State EDBG Grant	15,599	136,872	779	124,640	9,500
	Transfer - Transfer					
900.101	TRSF OUT General Fund	0	13,352	41	6,560	500
	Account Classification Total: Transfer - Transfer	0	13,352	41	6,560	500
	Division Total: 722 - Housing	15,599	150,224	820	131,200	10,000
	Department Total: 70 - Public Works	15,599	150,224	820	131,200	10,000
	EXPENSES Total	15,599	150,224	820	131,200	10,000
	Fund REVENUE Total: 401 - HOME	138,746	132,236	820	132,500	10,000
	Fund EXPENSE Total: 401 - HOME	15,599	150,224	820	131,200	10,000
	Fund Total: 401 - HOME	123,147	(17,988)	0	1,300	0
Fund: 402 - CAL-HOME						
	REVENUES					
	Use of Money - Use of Money & Property					
412.1000	USE OF MONEY & PROP Investment Earnings	679	347	20	160	0
	Account Classification Total: Use of Money - Use of Money & Property	679	347	20	160	0
	Miscellaneous - Miscellaneous					
426.4001	PRINCIPAL 04-CALHOME-093	1,000	0	0	0	0
426.4002	PRINCIPAL 06-CALHOME--228	0	14,280	3,600	5,000	3,600
	Account Classification Total: Miscellaneous - Miscellaneous	1,000	14,280	3,600	5,000	3,600
	REVENUES Total	1,679	14,627	3,620	5,160	3,600
	EXPENSES					
	Department: 70 - Public Works					
	Division: 722 - Housing					
	State Grant - State EDBG Grant					
700.1010	STATE GRANT General Administration	0	0	0	350	200
700.1020	STATE GRANT Activity Delivery	6,999	0	0	0	3,200
700.1030	STATE GRANT Loans	66,609	0	0	4,750	0
	Account Classification Total: State Grant - State EDBG Grant	73,608	0	0	5,100	3,400
	Transfer - Transfer					
900.101	TRSF OUT General Fund	0	790	181	0	200
	Account Classification Total: Transfer - Transfer	0	790	181	0	200
	Division Total: 722 - Housing	73,608	790	181	5,100	3,600
	Department Total: 70 - Public Works	73,608	790	181	5,100	3,600
	EXPENSES Total	73,608	790	181	5,100	3,600
	Fund REVENUE Total: 402 - CAL-HOME	1,679	14,627	3,620	5,160	3,600
	Fund EXPENSE Total: 402 - CAL-HOME	73,608	790	181	5,100	3,600
	Fund Total: 402 - CAL-HOME	(71,929)	13,837	3,439	60	0
Fund: 403 - CDBG						
	REVENUES					
	Use of Money - Use of Money & Property					
412.1000	USE OF MONEY & PROP Investment Earnings	1,498	1,259	0	1,500	0
	Account Classification Total: Use of Money - Use of Money & Property	1,498	1,259	0	1,500	0
	Service Charges - Services Charges					
409.1040	SRVC & FEE Late Fees	0	0	0	500	0
	Account Classification Total: Service Charges - Services Charges	0	0	0	500	0
	Miscellaneous - Miscellaneous					
426.3002	PRINCIPAL 83-STBG-079	1,890	1,350	2,400	2,400	2,400
426.3003	PRINCIPAL 85-STBG-142	3,140	1,725	0	0	0

Account Number	Account Description	FY 2017/18 Actual	FY 2018/19 Actual	FY 2019/20 Adopted	FY 2019/20 Projected Year End	FY 2020/21 Proposed
426.3004	PRINCIPAL 87-STBG-226	1,200	1,200	1,200	1,200	1,200
426.3005	PRINCIPAL 89-STBG-359	26,250	0	0	0	0
426.3006	PRINCIPAL 92-STBG-644	277	286	294	3,700	294
426.3008	PRINCIPAL 94-STBG-790	85,387	0	0	0	0
426.3009	PRINCIPAL 97-STBG-1111	0	0	0	49,000	0
426.3011	PRINCIPAL 99-STBG-1353	0	0	0	350	0
426.3012	PRINCIPAL 00-STBG-1474	0	7,790	0	500	0
426.3016	PRINCIPAL 04-STBG-1889	92,337	0	0	0	0
426.3018	PRINCIPAL 08-STBG-4842	3,311	2,107	3,612	3,612	3,612
426.3020	PRINCIPAL 10-STBG-6710	16,602	0	0	0	0
426.3021	PRINCIPAL 12-CDBG-8382	0	0	0	64,899	26,339
427.3006	INTEREST 92-STBG-644	172	163	155	155	155
Account Classification Total: Miscellaneous - Miscellaneous		230,566	14,621	7,661	125,816	34,000
REVENUES Total		232,064	15,880	7,661	127,816	34,000
EXPENSES						
Department:	**70 - Public Works**					
Division:	**722 - Housing**					
M & O - Maintenance and Operations						
630.1040	COMMUNICATION Postage	0	2	0	20	0
Account Classification Total: M & O - Maintenance and Operations		0	2	0	20	0
State Grant - State EDBG Grant						
700.1010	STATE GRANT General Administration	5,160	350	0	5,346	2,380
700.1030	STATE GRANT Loans	0	0	0	63,363	0
Account Classification Total: State Grant - State EDBG Grant		5,160	350	0	68,709	2,380
Transfer - Transfer						
900.101	TRSF OUT General Fund	28,972	0	7,661	7,637	31,620
900.417	TRSF OUT 15-CDBG-10560	195,365	0	0	68,019	0
Account Classification Total: Transfer - Transfer		224,337	0	7,661	75,656	31,620
Division Total: 722 - Housing		229,497	352	7,661	144,385	34,000
Department Total: 70 - Public Works		229,497	352	7,661	144,385	34,000
EXPENSES Total		229,497	352	7,661	144,385	34,000
Fund REVENUE	Total: 403 - CDBG	232,064	15,880	7,661	127,816	34,000
Fund EXPENSE	Total: 403 - CDBG	229,497	352	7,661	144,385	34,000
Fund Total: 403 - CDBG		2,567	15,528	0	(16,569)	0
Fund:	**413 - 2012-CALHOME-8687 closed**					
REVENUES						
Intergov - Intergovernmental						
413.1060	INTERGOVT State Grants	92	0	0	0	0
Account Classification Total: Intergov - Intergovernmental		92	0	0	0	0
REVENUES Total		92	0	0	0	0
Fund REVENUE	Total: 413 - 2012-CALHOME-8687 closed	92	0	0	0	0
Fund EXPENSE	Total: 413 - 2012-CALHOME-8687 closed					
Fund Total: 413 - 2012-CALHOME-8687 closed		92	0	0	0	0
Fund:	**415 - 2014-CALHOME-9874 closed**					
REVENUES						
Intergov - Intergovernmental						
413.1060	INTERGOVT State Grants	55,641	0	0	0	0
Account Classification Total: Intergov - Intergovernmental		55,641	0	0	0	0
Transfers - Transfers						
800.101	TRSF IN General Fund	9,117	0	0	0	0
Account Classification Total: Transfers - Transfers		9,117	0	0	0	0
REVENUES Total		64,758	0	0	0	0
EXPENSES						
Department:	**70 - Public Works**					
Division:	**722 - Housing**					
State Grant - State EDBG Grant						
700.1010	STATE GRANT General Administration	6,000	0	0	0	0
700.1020	STATE GRANT Activity Delivery	3,400	0	0	0	0
700.1030	STATE GRANT Loans	55,358	0	0	0	0

Account Number	Account Description	FY 2017/18 Actual	FY 2018/19 Actual	FY 2019/20 Adopted	FY 2019/20 Projected Year End	FY 2020/21 Proposed
	Account Classification Total: State Grant - State EDBG Grant	64,758	0	0	0	0
	Division Total: 722 - Housing	64,758	0	0	0	0
	Department Total: 70 - Public Works	64,758	0	0	0	0
	EXPENSES Total	64,758	0	0	0	0
	Fund REVENUE Total: 415 - 2014-CALHOME-9874 closed	64,758	0	0	0	0
	Fund EXPENSE Total: 415 - 2014-CALHOME-9874 closed	64,758	0	0	0	0
	Fund Total: 415 - 2014-CALHOME-9874 closed	0	0	0	0	0
Fund:	**416 - 2014-HOME-10033 closed**					
	REVENUES					
	Intergov - Intergovernmental					
413.1060	INTERGOVT State Grants	243,564	0	0	0	0
	Account Classification Total: Intergov - Intergovernmental	243,564	0	0	0	0
	REVENUES Total	243,564	0	0	0	0
	EXPENSES					
	Department: 70 - Public Works					
	Division: 722 - Housing					
	State Grant - State EDBG Grant					
700.1010	STATE GRANT General Administration	2,500	0	0	0	0
700.1020	STATE GRANT Activity Delivery	14,741	0	0	0	0
700.1030	STATE GRANT Loans	226,773	0	0	0	0
	Account Classification Total: State Grant - State EDBG Grant	244,014	0	0	0	0
	Division Total: 722 - Housing	244,014	0	0	0	0
	Department Total: 70 - Public Works	244,014	0	0	0	0
	EXPENSES Total	244,014	0	0	0	0
	Fund REVENUE Total: 416 - 2014-HOME-10033 closed	243,564	0	0	0	0
	Fund EXPENSE Total: 416 - 2014-HOME-10033 closed	244,014	0	0	0	0
	Fund Total: 416 - 2014-HOME-10033 closed	(450)	0	0	0	0
Fund:	**417 - 2015-CDBG-10560**					
	REVENUES					
	Intergov - Intergovernmental					
413.1060	INTERGOVT State Grants	468,829	1,095,192	0	233,065	0
	Account Classification Total: Intergov - Intergovernmental	468,829	1,095,192	0	233,065	0
	Transfers - Transfers					
800.123	TRSF IN Park Reserve	0	9,667	0	12,201	0
800.203	TRSF IN Transportation	175,000	0	0	0	0
800.252	TRSF IN Transportation Impact Fees	150,000	0	0	181,251	0
800.254	TRSF IN Park Impact Fees	0	0	0	12,201	0
800.403	TRSF IN CDBG	195,365	0	0	68,019	0
	Account Classification Total: Transfers - Transfers	520,365	9,667	0	273,672	0
	REVENUES Total	989,194	1,104,859	0	506,737	0
	EXPENSES					
	Department: 70 - Public Works					
	Division: 722 - Housing					
	M & O - Maintenance and Operations					
640.1020	SERVICES Contractual Services	24,831	9,814	0	0	0
	Account Classification Total: M & O - Maintenance and Operations	24,831	9,814	0	0	0
	State Grant - State EDBG Grant					
700.1010	STATE GRANT General Administration	51,707	59,877	0	0	0
700.1020	STATE GRANT Activity Delivery	19,647	27,083	0	0	0
700.1030	STATE GRANT Loans	0	37,328	0	0	0
700.1040	STATE GRANT Housing Rehabilitation	100,698	126,826	0	0	0
700.1070	STATE GRANT Planning/Technical	45,839	0	0	0	0
700.1080	STATE GRANT Public Improvements	204,935	1,787,376	0	(65,076)	0
	Account Classification Total: State Grant - State EDBG Grant	422,826	2,038,489	0	(65,076)	0
	Capital Projects - Capital Projects					
680.1040	CAPITAL PROJECTS Entertainment Plaza	0	210,252	0	0	0
680.1070	CAPITAL PROJECTS Row/Land Acquisition	95,827	1,624	0	0	0
	Account Classification Total: Capital Projects - Capital Projects	95,827	211,875	0	0	0
	Division Total: 722 - Housing	543,484	2,260,179	0	(65,076)	0

Account Number	Account Description	FY 2017/18 Actual	FY 2018/19 Actual	FY 2019/20 Adopted	FY 2019/20 Projected Year End	FY 2020/21 Proposed
	Department Total: 70 - Public Works	543,484	2,260,179	0	(65,076)	0
	EXPENSES Total	543,484	2,260,179	0	(65,076)	0
	Fund REVENUE Total: 417 - 2015-CDBG-10560	989,194	1,104,859	0	506,737	0
	Fund EXPENSE Total: 417 - 2015-CDBG-10560	543,484	2,260,179	0	(65,076)	0
	Fund Total: 417 - 2015-CDBG-10560	445,710	(1,155,320)	0	571,813	0
Fund:	**418 - 2018-CDBG-12892**					
	REVENUES					
	Intergov - Intergovernmental					
413.1060	INTERGOVT State Grants	0	0	0	0	2,737,500
	Account Classification Total: Intergov - Intergovernmental	0	0	0	0	2,737,500
	Transfers - Transfers					
800.202	TRSF IN Gas Tax	0	0	0	250,000	0
800.203	TRSF IN Transportation	0	0	0	200,000	0
800.255	TRSF IN Storm Drain Impact Fees	0	0	0	200,000	0
	Account Classification Total: Transfers - Transfers	0	0	0	650,000	0
	REVENUES Total	0	0	0	650,000	2,737,500
	EXPENSES					
	Department: 70 - Public Works					
	Division: 722 - Housing					
	M & O - Maintenance and Operations					
640.1020	SERVICES Contractual Services	0	0	0	0	100,000
	Account Classification Total: M & O - Maintenance and Operations	0	0	0	0	100,000
	State Grant - State EDBG Grant					
700.1010	STATE GRANT General Administration	0	0	0	30,990	113,550
700.1080	STATE GRANT Public Improvements	0	0	0	0	2,523,950
	Account Classification Total: State Grant - State EDBG Grant	0	0	0	30,990	2,637,500
	Division Total: 722 - Housing	0	0	0	30,990	2,737,500
	Department Total: 70 - Public Works	0	0	0	30,990	2,737,500
	EXPENSES Total	0	0	0	30,990	2,737,500
	Fund REVENUE Total: 418 - 2018-CDBG-12892	0	0	0	650,000	2,737,500
	Fund EXPENSE Total: 418 - 2018-CDBG-12892	0	0	0	30,990	2,737,500
	Fund Total: 418 - 2018-CDBG-12892	0	0	0	619,010	0
Fund:	**501 - Successor Agency**					
	REVENUES					
	Taxes - Taxes					
400.1000	PROP TAXES Secured - Current Year	3,832,812	3,523,538	3,880,000	3,578,544	3,602,222
	Account Classification Total: Taxes - Taxes	3,832,812	3,523,538	3,880,000	3,578,544	3,602,222
	Use of Money - Use of Money & Property					
412.1417	USE OF MONEY & PROP 2015 Successor	16	14	0	500	0
412.1419	USE OF MONEY & PROP 2017 Successor	14	63	0	70	0
	Account Classification Total: Use of Money - Use of Money & Property	31	77	0	570	0
	Miscellaneous - Miscellaneous					
426.1004	PRINCIPAL 975 Academy - Samuel Lopez	6,379	6,379	4,659	4,784	0
426.1005	PRINCIPAL 264 Uruapan St	9,856	10,464	11,109	41,973	0
427.1004	INTEREST 975 Academy - Samuel Lopez	0	0	122	122	0
427.1005	INTEREST 264 Uruapan St	3,469	2,862	2,216	2,216	0
427.1006	INTEREST Senior Apartments	2,494	3,788	0	0	0
	Account Classification Total: Miscellaneous - Miscellaneous	22,199	23,493	18,106	49,095	0
	REVENUES Total	3,855,042	3,547,108	3,898,106	3,628,209	3,602,222
	EXPENSES					
	Department: 20 - Administration					
	Division: 000 - Non-divisional					
	Employee Service - Employee Services					
600.1010	EMP SRV Regular Salaries	178,112	175,520	164,102	164,673	157,670
600.1015	EMP SRV Buy back Salaries	1,210	1,262	3,321	3,332	3,151
600.1080	EMP SRV PERS	29,177	34,250	42,941	43,090	48,780
600.1100	EMP SRV Medicare	2,614	2,577	2,466	2,474	2,371
600.1110	EMP SRV Disability/Life Insurance	4,629	4,005	3,911	3,925	3,762
600.1120	EMP SRV Health/Dental/Vision Insurance	27,265	25,526	30,500	30,500	28,060

Account Number	Account Description	FY 2017/18 Actual	FY 2018/19 Actual	FY 2019/20 Adopted	FY 2019/20 Projected Year End	FY 2020/21 Proposed
600.1130	EMP SRV Worker's Compensation	1,257	2,554	0	0	0
600.1140	EMP SRV Unemployment Insurance	312	330	0	0	0
600.1190	EMP SRV Stipends	85	0	0	0	0
Account Classification Total: Employee Service - Employee Services		244,660	246,024	247,241	247,994	243,794
M & O - Maintenance and Operations						
640.1010	SERVICES Professional & Technical	1,000	0	0	0	0
640.1040	SERVICES Fiscal Agent Fees	29,381	18,173	0	6,363	8,000
640.1080	SERVICES Other Fees	0	1,315	0	0	0
670.1040	MAINTENANCE Vehicle Maintenance	4,304	4,293	4,121	4,121	4,121
690.1240	SPC DEPT EXP Cost of Issuance	0	43	0	0	0
799.2100	MISCELLANEOUS Loss - Dissolution of RDA	179,992	123,685	0	(25,000)	0
Account Classification Total: M & O - Maintenance and Operations		214,678	147,508	4,121	(14,516)	12,121
Principal Pymts - Principal Payments						
710.1070	PRINCIPAL 2012 Successor	0	0	45,000	45,000	50,000
710.1080	PRINCIPAL 2014 Successor	0	0	515,000	515,000	335,000
710.1090	PRINCIPAL 2015 Successor	0	0	505,000	505,000	675,000
710.1100	PRINCIPAL 2017 Successor	0	0	410,000	410,000	465,000
Account Classification Total: Principal Pymts - Principal Payments		0	0	1,475,000	1,475,000	1,525,000
Interest Pymts - Interest Payments						
720.1070	INTEREST 2012 Successor	78,530	77,270	56,300	56,300	53,288
720.1080	INTEREST 2014 Successor	570,183	550,354	593,700	593,700	576,700
720.1090	INTEREST 2015 Successor	601,916	587,266	534,556	534,556	513,481
720.1100	INTEREST 2017 Successor	959,818	946,522	683,988	683,988	677,838
Account Classification Total: Interest Pymts - Interest Payments		2,210,447	2,161,412	1,868,544	1,868,544	1,821,307
Depreciation - Depreciation Expense						
740.1020	DEPRECIATION Depreciation Expense	5,559	5,559	0	0	0
Account Classification Total: Depreciation - Depreciation Expense		5,559	5,559	0	0	0
Division Total: 000 - Non-divisional		2,675,344	2,560,504	3,594,906	3,577,022	3,602,222
Department Total: 20 - Administration		2,675,344	2,560,504	3,594,906	3,577,022	3,602,222
EXPENSES Total		2,675,344	2,560,504	3,594,906	3,577,022	3,602,222
Fund REVENUE	Total: 501 - Successor Agency	3,855,042	3,547,108	3,898,106	3,628,209	3,602,222
Fund EXPENSE	Total: 501 - Successor Agency	2,675,344	2,560,504	3,594,906	3,577,022	3,602,222
Fund Total: 501 - Successor Agency		1,179,698	986,604	303,200	51,187	0
Fund: 502 - Downtown Improvement District						
REVENUES						
Taxes - Taxes						
406.1010	BUS LIC TAX Downtown / Improvement District	9,098	8,257	8,600	9,226	8,600
Account Classification Total: Taxes - Taxes		9,098	8,257	8,600	9,226	8,600
REVENUES Total		9,098	8,257	8,600	9,226	8,600
EXPENSES						
Department: 20 - Administration						
Division: 000 - Non-divisional						
M & O - Maintenance and Operations						
690.1180	SPC DEPT EXP Community Promotion / Misc	8,342	8,433	8,600	9,226	8,600
Account Classification Total: M & O - Maintenance and Operations		8,342	8,433	8,600	9,226	8,600
Division Total: 000 - Non-divisional		8,342	8,433	8,600	9,226	8,600
Department Total: 20 - Administration		8,342	8,433	8,600	9,226	8,600
EXPENSES Total		8,342	8,433	8,600	9,226	8,600
Fund REVENUE	Total: 502 - Downtown Improvement District	9,098	8,257	8,600	9,226	8,600
Fund EXPENSE	Total: 502 - Downtown Improvement District	8,342	8,433	8,600	9,226	8,600
Fund Total: 502 - Downtown Improvement District		756	(176)	0	0	0
Fund: 503 - Assessment District						
REVENUES						
Miscellaneous - Miscellaneous						
416.1010	ASSESSMENT Country Club	12,448	13,664	14,624	14,624	14,624
416.1020	ASSESSMENT Peachwood	20,242	19,879	23,399	23,399	23,399
416.1030	ASSESSMENT Harvest Estate	3,003	2,484	2,246	2,246	2,246
416.1040	ASSESSMENT Marshall Acres	12,998	15,134	15,490	15,490	15,490
416.1050	ASSESSMENT Nebraska	70,230	80,741	83,359	83,359	83,359

Account Number	Account Description	FY 2017/18 Actual	FY 2018/19 Actual	FY 2019/20 Adopted	FY 2019/20 Projected Year End	FY 2020/21 Proposed
416.1060	ASSESSMENT Tierra Vista	6,219	6,169	7,129	7,129	7,129
416.1070	ASSESSMENT Sierra Heights	13,696	14,734	15,924	15,924	15,924
416.1080	ASSESSMENT Alta Mission Estate	6,087	6,325	6,164	6,164	6,164
416.1090	ASSESSMENT Morningside I	14,089	14,464	12,289	12,289	12,289
416.1100	ASSESSMENT Morningside II	10,915	9,525	9,738	9,738	9,738
416.1110	ASSESSMENT Sugar Plum/Villagio	22,747	21,394	22,484	22,484	22,484
416.1120	ASSESSMENT Citrus Heights	1,911	2,462	2,421	2,421	2,421
416.1130	ASSESSMENT Sierra View Estates	5,663	5,495	6,172	6,172	6,172
416.1140	ASSESSMENT Parkside-Muirfiled	69,373	77,669	78,495	78,495	78,495
416.1150	ASSESSMENT Viscaya	130,464	109,556	121,755	121,755	121,755
416.1160	ASSESSMENT Stony Creek	2,607	1,670	1,814	1,814	1,814
416.1170	ASSESSMENT Lincoln Mckinley	4,872	5,050	5,256	5,256	5,256
416.1180	ASSESSMENT Parkside II & III	37,084	54,445	43,909	43,909	43,909
Account Classification Total: Miscellaneous - Miscellaneous		444,648	460,861	472,668	472,668	472,668
REVENUES Total		444,648	460,861	472,668	472,668	472,668
EXPENSES						
Department:	**20 - Administration**					
Division:	**261 - Country Club**					
Employee Service - Employee Services						
600.1010	EMP SRV Regular Salaries	22	0	0	0	0
600.1020	EMP SRV Part Time Salaries	242	5	0	0	0
600.1080	EMP SRV PERS	32	1	0	0	0
600.1100	EMP SRV Medicare	4	0	0	0	0
600.1110	EMP SRV Disability/Life Insurance	1	0	0	0	0
600.1120	EMP SRV Health/Dental/Vision Insurance	14	0	0	0	0
600.1130	EMP SRV Worker's Compensation	20	0	0	0	0
600.1140	EMP SRV Unemployment Insurance	1	0	0	0	0
Account Classification Total: Employee Service - Employee Services		336	6	0	0	0
M & O - Maintenance and Operations						
610.1040	SUPPLIES Repair & Maintenance Supplies	0	0	22	500	25
620.1010	UTILITIES Electric	5,032	4,747	5,724	5,724	5,000
620.1030	UTILITIES Water	3,252	2,078	3,000	3,000	1,900
640.1010	SERVICES Professional & Technical	1,264	791	1,088	1,088	1,120
640.1020	SERVICES Contractual Services	1,981	2,220	2,338	2,338	2,408
Account Classification Total: M & O - Maintenance and Operations		11,528	9,836	12,172	12,650	10,453
Allocated Costs - Allocated Costs						
605.1010	ALLOC COSTS Liability Insurance	12	0	0	0	0
605.1020	ALLOC COSTS Property & Fire Insurance	6	0	0	0	0
605.1040	ALLOC COSTS Risk Management	11	0	0	0	0
605.1080	ALLOC COSTS Interdepartment Overhead	1,439	1,816	1,804	1,804	1,262
Account Classification Total: Allocated Costs - Allocated Costs		1,468	1,816	1,804	1,804	1,262
Division Total: 261 - Country Club		13,332	11,658	13,976	14,454	11,715
Division:	**262 - Peachwood**					
Employee Service - Employee Services						
600.1010	EMP SRV Regular Salaries	45	0	0	0	0
600.1020	EMP SRV Part Time Salaries	3,738	1,268	1,910	1,910	2,150
600.1080	EMP SRV PERS	435	85	149	149	665
600.1090	EMP SRV Social Security	0	0	0	0	0
600.1100	EMP SRV Medicare	55	18	28	28	32
600.1110	EMP SRV Disability/Life Insurance	18	0	0	0	0
600.1120	EMP SRV Health/Dental/Vision Insurance	28	0	0	0	0
600.1130	EMP SRV Worker's Compensation	524	349	362	362	362
600.1140	EMP SRV Unemployment Insurance	15	18	27	300	42
600.1170	EMP SRV Uniform Allowance	0	0	48	48	48
Account Classification Total: Employee Service - Employee Services		4,858	1,738	2,524	2,797	3,299
M & O - Maintenance and Operations						
610.1040	SUPPLIES Repair & Maintenance Supplies	15	21	16	16	16
620.1010	UTILITIES Electric	6,709	6,339	6,512	4,700	6,600
620.1030	UTILITIES Water	3,755	4,256	3,930	5,600	4,100
640.1010	SERVICES Professional & Technical	1,264	791	1,088	1,088	1,120
640.1020	SERVICES Contractual Services	3,891	5,001	4,514	4,514	4,649

Account Number	Account Description	FY 2017/18 Actual	FY 2018/19 Actual	FY 2019/20 Adopted	FY 2019/20 Projected Year End	FY 2020/21 Proposed
Account Classification Total: M & O - Maintenance and Operations		15,633	16,409	16,060	15,918	16,485
Allocated Costs - Allocated Costs						
605.1010	ALLOC COSTS Liability Insurance	315	109	115	115	120
605.1020	ALLOC COSTS Property & Fire Insurance	153	53	58	58	37
605.1030	ALLOC COSTS Auto Insurance	0	0	11	11	11
605.1040	ALLOC COSTS Risk Management	284	0	0	0	97
605.1080	ALLOC COSTS Interdepartment Overhead	1,929	2,843	2,684	2,684	1,966
Account Classification Total: Allocated Costs - Allocated Costs		2,681	3,005	2,868	2,868	2,231
Division Total: 262 - Peachwood		23,172	21,152	21,452	21,583	22,015
Division:	**263 - Harvest**					
Employee Service - Employee Services						
600.1020	EMP SRV Part Time Salaries	7	0	0	0	0
600.1080	EMP SRV PERS	1	0	0	0	0
600.1100	EMP SRV Medicare	0	0	0	0	0
Account Classification Total: Employee Service - Employee Services		8	0	0	0	0
M & O - Maintenance and Operations						
620.1010	UTILITIES Electric	1,526	1,447	1,648	1,648	1,650
640.1010	SERVICES Professional & Technical	1,264	791	1,088	1,088	1,121
Account Classification Total: M & O - Maintenance and Operations		2,789	2,238	2,736	2,736	2,771
Allocated Costs - Allocated Costs						
605.1080	ALLOC COSTS Interdepartment Overhead	508	401	401	401	279
Account Classification Total: Allocated Costs - Allocated Costs		508	401	401	401	279
Division Total: 263 - Harvest		3,305	2,639	3,137	3,137	3,050
Division:	**264 - Marshall Acres**					
Employee Service - Employee Services						
600.1010	EMP SRV Regular Salaries	265	3	0	133	0
600.1020	EMP SRV Part Time Salaries	1,292	1,342	2,400	2,400	2,457
600.1080	EMP SRV PERS	321	328	628	628	760
600.1100	EMP SRV Medicare	24	20	36	36	36
600.1110	EMP SRV Disability/Life Insurance	10	0	0	0	0
600.1120	EMP SRV Health/Dental/Vision Insurance	21	0	0	0	0
600.1130	EMP SRV Worker's Compensation	300	349	0	0	0
600.1140	EMP SRV Unemployment Insurance	9	18	0	0	0
600.1170	EMP SRV Uniform Allowance	0	0	48	48	48
Account Classification Total: Employee Service - Employee Services		2,241	2,061	3,112	3,245	3,301
M & O - Maintenance and Operations						
620.1010	UTILITIES Electric	455	452	532	532	670
620.1030	UTILITIES Water	2,689	3,164	4,000	4,000	3,000
640.1010	SERVICES Professional & Technical	1,264	791	1,088	1,088	1,120
640.1020	SERVICES Contractual Services	2,603	2,838	3,048	3,048	3,139
Account Classification Total: M & O - Maintenance and Operations		7,010	7,245	8,668	8,668	7,929
Allocated Costs - Allocated Costs						
605.1010	ALLOC COSTS Liability Insurance	180	132	159	159	166
605.1020	ALLOC COSTS Property & Fire Insurance	87	64	81	81	51
605.1030	ALLOC COSTS Auto Insurance	0	0	15	15	15
605.1040	ALLOC COSTS Risk Management	163	0	0	0	135
605.1080	ALLOC COSTS Interdepartment Overhead	1,828	1,420	1,409	1,409	1,030
Account Classification Total: Allocated Costs - Allocated Costs		2,258	1,616	1,664	1,664	1,397
Division Total: 264 - Marshall Acres		11,510	10,922	13,444	13,577	12,627
Division:	**265 - Nebraska**					
Employee Service - Employee Services						
600.1010	EMP SRV Regular Salaries	7,736	7,381	7,899	7,899	13,410
600.1015	EMP SRV Buy back Salaries	0	0	212	212	121
600.1020	EMP SRV Part Time Salaries	8,430	8,027	11,162	11,162	3,686
600.1030	EMP SRV Overtime	0	17	0	11	0
600.1080	EMP SRV PERS	2,370	2,516	3,188	3,188	3,561
600.1090	EMP SRV Social Security	0	0	0	0	0
600.1100	EMP SRV Medicare	234	227	281	281	251
600.1110	EMP SRV Disability/Life Insurance	84	178	184	184	313
600.1120	EMP SRV Health/Dental/Vision Insurance	2,744	2,810	3,660	3,660	7,230
600.1130	EMP SRV Worker's Compensation	2,497	2,484	0	0	0

Account Number	Account Description	FY 2017/18 Actual	FY 2018/19 Actual	FY 2019/20 Adopted	FY 2019/20 Projected Year End	FY 2020/21 Proposed
600.1140	EMP SRV Unemployment Insurance	74	129	0	0	0
600.1170	EMP SRV Uniform Allowance	0	0	342	342	252
Account Classification Total: Employee Service - Employee Services		24,170	23,768	26,928	26,939	28,824
M & O - Maintenance and Operations						
610.1040	SUPPLIES Repair & Maintenance Supplies	53	0	618	618	200
620.1010	UTILITIES Electric	3,143	2,936	0	2,200	0
620.1030	UTILITIES Water	4,271	3,948	5,562	5,562	7,000
640.1010	SERVICES Professional & Technical	3,872	2,457	3,377	3,377	3,478
640.1020	SERVICES Contractual Services	13,424	15,625	13,949	13,949	14,367
Account Classification Total: M & O - Maintenance and Operations		24,763	24,965	23,506	25,706	25,045
Allocated Costs - Allocated Costs						
605.1010	ALLOC COSTS Liability Insurance	1,501	1,150	1,391	1,391	1,455
605.1020	ALLOC COSTS Property & Fire Insurance	729	559	706	706	447
605.1030	ALLOC COSTS Auto Insurance	0	0	135	135	135
605.1040	ALLOC COSTS Risk Management	0	0	0	0	1,183
605.1080	ALLOC COSTS Interdepartment Overhead	8,044	8,185	8,314	8,314	6,067
Account Classification Total: Allocated Costs - Allocated Costs		10,274	9,894	10,546	10,546	9,287
Division Total: 265 - Nebraska		59,207	58,627	60,980	63,191	63,156
Division:	**266 - Tierra Vista**					
Employee Service - Employee Services						
600.1010	EMP SRV Regular Salaries	22	0	0	0	0
600.1020	EMP SRV Part Time Salaries	464	12	0	0	0
600.1080	EMP SRV PERS	58	2	0	0	0
600.1100	EMP SRV Medicare	7	0	0	0	0
600.1110	EMP SRV Disability/Life Insurance	3	0	0	0	0
600.1120	EMP SRV Health/Dental/Vision Insurance	14	0	0	0	0
600.1130	EMP SRV Worker's Compensation	75	0	0	0	0
600.1140	EMP SRV Unemployment Insurance	2	0	0	0	0
Account Classification Total: Employee Service - Employee Services		645	13	0	0	0
M & O - Maintenance and Operations						
620.1010	UTILITIES Electric	1,831	1,736	1,900	1,900	1,800
620.1030	UTILITIES Water	669	795	625	625	850
640.1010	SERVICES Professional & Technical	1,264	791	1,088	1,088	1,120
640.1020	SERVICES Contractual Services	835	961	1,031	1,031	1,062
Account Classification Total: M & O - Maintenance and Operations		4,599	4,283	4,644	4,644	4,832
Allocated Costs - Allocated Costs						
605.1010	ALLOC COSTS Liability Insurance	45	0	0	0	0
605.1020	ALLOC COSTS Property & Fire Insurance	22	0	0	0	0
605.1040	ALLOC COSTS Risk Management	41	0	0	0	0
605.1080	ALLOC COSTS Interdepartment Overhead	739	687	687	687	478
Account Classification Total: Allocated Costs - Allocated Costs		847	687	687	687	478
	Division Total: 266 - Tierra Vista	6,091	4,983	5,331	5,331	5,310
Division:	**267 - Sierra Heights**					
Employee Service - Employee Services						
600.1010	EMP SRV Regular Salaries	11	0	0	0	0
600.1020	EMP SRV Part Time Salaries	15	0	0	0	0
600.1080	EMP SRV PERS	5	0	0	0	0
600.1100	EMP SRV Medicare	0	0	0	0	0
600.1120	EMP SRV Health/Dental/Vision Insurance	7	0	0	0	0
Account Classification Total: Employee Service - Employee Services		38	0	0	0	0
M & O - Maintenance and Operations						
620.1010	UTILITIES Electric	5,187	4,918	5,851	5,851	5,200
640.1010	SERVICES Professional & Technical	1,264	791	1,088	1,088	1,121
640.1020	SERVICES Contractual Services	3,890	4,204	4,514	4,514	4,649
Account Classification Total: M & O - Maintenance and Operations		10,341	9,913	11,453	11,453	10,970
Allocated Costs - Allocated Costs						
605.1080	ALLOC COSTS Interdepartment Overhead	2,371	1,709	1,709	1,709	1,188
Account Classification Total: Allocated Costs - Allocated Costs		2,371	1,709	1,709	1,709	1,188
	Division Total: 267 - Sierra Heights	12,750	11,622	13,162	13,162	12,158
Division:	**268 - Alta Mission**					
Employee Service - Employee Services						

Account Number	Account Description	FY 2017/18 Actual	FY 2018/19 Actual	FY 2019/20 Adopted	FY 2019/20 Projected Year End	FY 2020/21 Proposed
600.1010	EMP SRV Regular Salaries	11	0	0	0	0
600.1020	EMP SRV Part Time Salaries	7	0	0	0	0
600.1080	EMP SRV PERS	3	0	0	0	0
600.1100	EMP SRV Medicare	0	0	0	0	0
600.1120	EMP SRV Health/Dental/Vision Insurance	7	0	0	0	0
Account Classification Total: Employee Service - Employee Services		28	0	0	0	0
M & O - Maintenance and Operations						
610.1040	SUPPLIES Repair & Maintenance Supplies	45	0	0	50	0
620.1010	UTILITIES Electric	3,051	2,893	3,000	3,000	3,000
620.1030	UTILITIES Water	1,633	1,601	1,149	1,200	1,650
640.1010	SERVICES Professional & Technical	1,264	791	1,088	1,088	1,120
640.1020	SERVICES Contractual Services	708	1,446	729	1,200	751
Account Classification Total: M & O - Maintenance and Operations		6,700	6,730	5,966	6,538	6,521
Allocated Costs - Allocated Costs						
605.1080	ALLOC COSTS Interdepartment Overhead	1,157	909	909	909	632
Account Classification Total: Allocated Costs - Allocated Costs		1,157	909	909	909	632
	Division Total: 268 - Alta Mission	7,885	7,639	6,875	7,447	7,153
Division:	**269 - Morningside**					
Employee Service - Employee Services						
600.1010	EMP SRV Regular Salaries	33	0	0	0	0
600.1020	EMP SRV Part Time Salaries	13	0	0	0	0
600.1080	EMP SRV PERS	8	0	0	0	0
600.1100	EMP SRV Medicare	1	0	0	0	0
600.1120	EMP SRV Health/Dental/Vision Insurance	21	0	0	0	0
Account Classification Total: Employee Service - Employee Services		76	0	0	0	0
M & O - Maintenance and Operations						
610.1040	SUPPLIES Repair & Maintenance Supplies	0	0	0	0	0
620.1010	UTILITIES Electric	5,021	4,747	5,000	5,000	5,000
620.1030	UTILITIES Water	1,610	1,966	2,195	2,195	1,825
640.1010	SERVICES Professional & Technical	1,264	791	1,088	1,088	1,120
640.1020	SERVICES Contractual Services	5,891	6,885	7,416	7,416	7,638
Account Classification Total: M & O - Maintenance and Operations		13,785	14,390	15,699	15,699	15,583
Allocated Costs - Allocated Costs						
605.1080	ALLOC COSTS Interdepartment Overhead	1,383	2,345	2,345	2,345	1,630
Account Classification Total: Allocated Costs - Allocated Costs		1,383	2,345	2,345	2,345	1,630
	Division Total: 269 - Morningside	15,244	16,735	18,044	18,044	17,213
Division:	**270 - Morningside II**					
Employee Service - Employee Services						
600.1010	EMP SRV Regular Salaries	22	0	0	0	0
600.1020	EMP SRV Part Time Salaries	7	0	0	0	0
600.1080	EMP SRV PERS	5	0	0	0	0
600.1100	EMP SRV Medicare	0	0	0	0	0
600.1120	EMP SRV Health/Dental/Vision Insurance	14	0	0	0	0
Account Classification Total: Employee Service - Employee Services		48	0	0	0	0
M & O - Maintenance and Operations						
620.1010	UTILITIES Electric	4,141	3,871	4,200	4,200	4,000
620.1030	UTILITIES Water	284	292	358	790	350
640.1010	SERVICES Professional & Technical	1,264	791	1,088	1,088	1,120
640.1020	SERVICES Contractual Services	2,603	2,838	2,681	2,681	2,761
Account Classification Total: M & O - Maintenance and Operations		8,292	7,792	8,327	8,759	8,231
Allocated Costs - Allocated Costs						
605.1080	ALLOC COSTS Interdepartment Overhead	1,327	1,275	1,275	1,275	886
Account Classification Total: Allocated Costs - Allocated Costs		1,327	1,275	1,275	1,275	886
	Division Total: 270 - Morningside II	9,668	9,067	9,602	10,034	9,117
Division:	**271 - Sugar Plum**					
Employee Service - Employee Services						
600.1010	EMP SRV Regular Salaries	0	(20)	0	170	0
600.1020	EMP SRV Part Time Salaries	15	1,339	2,999	2,999	3,072
600.1080	EMP SRV PERS	3	323	785	782	950
600.1100	EMP SRV Medicare	0	20	44	44	45
600.1110	EMP SRV Disability/Life Insurance	8	0	0	0	0

Account Number	Account Description	FY 2017/18 Actual	FY 2018/19 Actual	FY 2019/20 Adopted	FY 2019/20 Projected Year End	FY 2020/21 Proposed
600.1130	EMP SRV Worker's Compensation	250	349	0	0	0
600.1140	EMP SRV Unemployment Insurance	7	18	0	0	0
600.1170	EMP SRV Uniform Allowance	0	0	60	60	60
Account Classification Total: Employee Service - Employee Services		283	2,029	3,888	4,055	4,127
M & O - Maintenance and Operations						
610.1040	SUPPLIES Repair & Maintenance Supplies	0	217	0	0	300
620.1010	UTILITIES Electric	5,686	4,992	5,800	5,800	5,800
620.1030	UTILITIES Water	4,366	2,978	4,953	4,953	2,400
640.1010	SERVICES Professional & Technical	2,568	1,625	2,232	2,232	2,299
640.1020	SERVICES Contractual Services	5,970	6,914	6,965	6,965	7,174
670.1040	MAINTENANCE Vehicle Maintenance	0	21	0	23	21
Account Classification Total: M & O - Maintenance and Operations		18,590	16,747	19,950	19,973	17,994
Principal Pymts - Principal Payments						
710.2050	PRINCIPAL Vehicles	0	103	174	174	174
Account Classification Total: Principal Pymts - Principal Payments		0	103	174	174	174
Interest Pymts - Interest Payments						
720.2050	INTEREST Vehicles	0	25	56	56	56
Account Classification Total: Interest Pymts - Interest Payments		0	25	56	56	56
Allocated Costs - Allocated Costs						
605.1010	ALLOC COSTS Liability Insurance	150	132	199	199	208
605.1020	ALLOC COSTS Property & Fire Insurance	73	64	101	101	64
605.1030	ALLOC COSTS Auto Insurance	0	0	19	19	19
605.1040	ALLOC COSTS Risk Management	135	0	0	0	169
605.1080	ALLOC COSTS Interdepartment Overhead	3,678	3,540	3,560	3,560	2,606
Account Classification Total: Allocated Costs - Allocated Costs		4,036	3,736	3,879	3,879	3,066
	Division Total: 271 - Sugar Plum	22,909	22,640	27,947	28,137	25,417
Division:	**272 - Citrus Heights**					
M & O - Maintenance and Operations						
620.1010	UTILITIES Electric	1,125	1,076	1,252	1,252	1,200
640.1010	SERVICES Professional & Technical	1,264	791	1,088	1,088	1,120
Account Classification Total: M & O - Maintenance and Operations		2,388	1,867	2,340	2,340	2,320
Allocated Costs - Allocated Costs						
605.1080	ALLOC COSTS Interdepartment Overhead	452	326	326	326	227
Account Classification Total: Allocated Costs - Allocated Costs		452	326	326	326	227
	Division Total: 272 - Citrus Heights	2,840	2,193	2,666	2,666	2,547
Division:	**273 - Sierra View**					
Employee Service - Employee Services						
600.1010	EMP SRV Regular Salaries	22	0	0	0	0
600.1020	EMP SRV Part Time Salaries	7	0	0	0	0
600.1080	EMP SRV PERS	5	0	0	0	0
600.1100	EMP SRV Medicare	0	0	0	0	0
600.1120	EMP SRV Health/Dental/Vision Insurance	14	0	0	0	0
Account Classification Total: Employee Service - Employee Services		48	0	0	0	0
M & O - Maintenance and Operations						
610.1040	SUPPLIES Repair & Maintenance Supplies	0	39	0	10	0
620.1010	UTILITIES Electric	2,575	2,757	2,600	2,600	2,800
620.1030	UTILITIES Water	546	334	431	431	400
640.1010	SERVICES Professional & Technical	1,264	791	1,027	1,080	1,058
Account Classification Total: M & O - Maintenance and Operations		4,385	3,921	4,058	4,121	4,258
Allocated Costs - Allocated Costs						
605.1080	ALLOC COSTS Interdepartment Overhead	706	608	608	608	423
Account Classification Total: Allocated Costs - Allocated Costs		706	608	608	608	423
	Division Total: 273 - Sierra View	5,139	4,529	4,666	4,729	4,681
Division:	**274 - Parkside-Muirfield**					
Employee Service - Employee Services						
600.1010	EMP SRV Regular Salaries	9,268	11,551	14,537	14,537	15,428
600.1015	EMP SRV Buy back Salaries	0	0	375	375	121
600.1020	EMP SRV Part Time Salaries	9,132	7,693	10,562	10,562	3,072
600.1030	EMP SRV Overtime	0	26	0	25	0
600.1080	EMP SRV PERS	2,763	3,066	4,358	4,358	4,107
600.1090	EMP SRV Social Security	0	0	0	0	0

Account Number	Account Description	FY 2017/18 Actual	FY 2018/19 Actual	FY 2019/20 Adopted	FY 2019/20 Projected Year End	FY 2020/21 Proposed
600.1100	EMP SRV Medicare	267	281	370	370	272
600.1110	EMP SRV Disability/Life Insurance	98	278	338	338	359
600.1120	EMP SRV Health/Dental/Vision Insurance	3,241	4,453	6,100	6,100	8,052
600.1130	EMP SRV Worker's Compensation	1,741	2,789	0	0	0
600.1140	EMP SRV Unemployment Insurance	86	145	0	0	0
600.1170	EMP SRV Uniform Allowance	0	0	408	408	258
Account Classification Total: Employee Service - Employee Services		26,597	30,282	37,048	37,073	31,669
M & O - Maintenance and Operations						
610.1040	SUPPLIES Repair & Maintenance Supplies	154	174	500	4,000	540
620.1010	UTILITIES Electric	8,733	8,074	9,500	9,500	9,300
620.1030	UTILITIES Water	11,015	10,400	14,568	14,568	10,500
640.1010	SERVICES Professional & Technical	3,872	2,457	3,377	3,377	3,479
640.1020	SERVICES Contractual Services	15,472	14,165	16,478	16,478	16,972
670.1040	MAINTENANCE Vehicle Maintenance	0	222	127	385	389
Account Classification Total: M & O - Maintenance and Operations		39,246	35,492	44,550	48,308	41,180
Principal Pymts - Principal Payments						
710.2050	PRINCIPAL Vehicles	0	1,102	1,862	1,866	1,862
Account Classification Total: Principal Pymts - Principal Payments		0	1,102	1,862	1,866	1,862
Interest Pymts - Interest Payments						
720.2050	INTEREST Vehicles	0	264	600	601	600
Account Classification Total: Interest Pymts - Interest Payments		0	264	600	601	600
Allocated Costs - Allocated Costs						
605.1010	ALLOC COSTS Liability Insurance	86	1,408	1,787	1,787	1,870
605.1020	ALLOC COSTS Property & Fire Insurance	845	684	907	907	575
605.1030	ALLOC COSTS Auto Insurance	0	0	174	174	174
605.1040	ALLOC COSTS Risk Management	1,572	0	0	0	1,520
605.1080	ALLOC COSTS Interdepartment Overhead	7,545	12,195	12,544	12,544	13,298
Account Classification Total: Allocated Costs - Allocated Costs		10,048	14,287	15,412	15,412	17,437
Capital Outlay - Capital Outlay						
730.1070	CAPITAL OUTLAY Machinery and Equipment	87,280	0	0	0	52,808
Account Classification Total: Capital Outlay - Capital Outlay		87,280	0	0	0	52,808
	Division Total: 274 - Parkside-Muirfield	163,171	81,428	99,472	103,260	145,556
Division:	**275 - Viscaya**					
Employee Service - Employee Services						
600.1010	EMP SRV Regular Salaries	10,656	11,401	12,318	12,318	16,569
600.1015	EMP SRV Buy back Salaries	0	0	345	345	169
600.1020	EMP SRV Part Time Salaries	7,844	8,508	12,062	12,062	4,608
600.1030	EMP SRV Overtime	0	23	0	20	0
600.1080	EMP SRV PERS	2,798	3,481	4,416	4,416	4,625
600.1090	EMP SRV Social Security	0	0	0	0	0
600.1100	EMP SRV Medicare	268	294	359	359	311
600.1110	EMP SRV Disability/Life Insurance	98	277	387	387	386
600.1120	EMP SRV Health/Dental/Vision Insurance	3,773	4,299	5,124	5,124	8,784
600.1130	EMP SRV Worker's Compensation	2,896	2,963	3,512	3,512	3,512
600.1140	EMP SRV Unemployment Insurance	86	154	261	261	261
600.1170	EMP SRV Uniform Allowance	0	0	396	396	306
Account Classification Total: Employee Service - Employee Services		28,419	31,400	39,180	39,200	39,531
M & O - Maintenance and Operations						
610.1040	SUPPLIES Repair & Maintenance Supplies	5,093	1,457	10,500	14,000	3,000
620.1010	UTILITIES Electric	18,579	18,418	20,307	20,307	20,000
620.1030	UTILITIES Water	18,879	24,107	22,000	22,000	25,000
640.1010	SERVICES Professional & Technical	3,872	2,457	3,377	3,377	3,478
640.1020	SERVICES Contractual Services	32,463	36,709	37,615	37,615	38,743
670.1040	MAINTENANCE Vehicle Maintenance	0	235	128	410	316
Account Classification Total: M & O - Maintenance and Operations		78,887	83,383	93,927	97,709	90,537
Principal Pymts - Principal Payments						
710.2050	PRINCIPAL Vehicles	0	1,165	1,969	1,973	1,968
Account Classification Total: Principal Pymts - Principal Payments		0	1,165	1,969	1,973	1,968
Interest Pymts - Interest Payments						
720.2050	INTEREST Vehicles	0	280	634	636	636
Account Classification Total: Interest Pymts - Interest Payments		0	280	634	636	636

Account Number	Account Description	FY 2017/18 Actual	FY 2018/19 Actual	FY 2019/20 Adopted	FY 2019/20 Projected Year End	FY 2020/21 Proposed
Allocated Costs - Allocated Costs						
605.1010	ALLOC COSTS Liability Insurance	1,741	1,489	1,732	1,732	1,812
605.1020	ALLOC COSTS Property & Fire Insurance	845	723	879	879	557
605.1030	ALLOC COSTS Auto Insurance	0	0	168	168	168
605.1040	ALLOC COSTS Risk Management	1,572	0	0	0	1,473
605.1080	ALLOC COSTS Interdepartment Overhead	6,229	20,123	19,548	19,548	18,306
Account Classification Total: Allocated Costs - Allocated Costs		10,387	22,335	22,327	22,327	22,316
	Division Total: 275 - Viscaya	117,693	138,563	158,037	161,845	154,988
Division:	**276 - Stony Creek**					
Employee Service - Employee Services						
600.1010	EMP SRV Regular Salaries	0	0	0	0	0
600.1020	EMP SRV Part Time Salaries	114	245	955	955	1,229
600.1080	EMP SRV PERS	13	19	74	74	380
600.1100	EMP SRV Medicare	2	0	0	0	0
600.1090	EMP SRV Social Security	0	4	14	14	18
600.1110	EMP SRV Disability/Life Insurance	1	0	0	0	0
600.1130	EMP SRV Worker's Compensation	20	87	0	0	0
600.1140	EMP SRV Unemployment Insurance	1	5	0	0	0
600.1170	EMP SRV Uniform Allowance	0	0	24	24	24
Account Classification Total: Employee Service - Employee Services		151	359	1,067	1,067	1,651
M & O - Maintenance and Operations						
610.1040	SUPPLIES Repair & Maintenance Supplies	0	0	14	2,486	3,000
620.1010	UTILITIES Electric	13	0	0	0	0
640.1010	SERVICES Professional & Technical	1,264	791	1,087	1,087	1,120
Account Classification Total: M & O - Maintenance and Operations		1,277	791	1,101	3,573	4,120
Allocated Costs - Allocated Costs						
605.1010	ALLOC COSTS Liability Insurance	12	44	0	0	0
605.1020	ALLOC COSTS Property & Fire Insurance	6	21	0	0	0
605.1040	ALLOC COSTS Risk Management	11	0	0	0	0
605.1080	ALLOC COSTS Interdepartment Overhead	282	154	219	219	107
Account Classification Total: Allocated Costs - Allocated Costs		311	219	219	219	107
	Division Total: 276 - Stony Creek	1,739	1,370	2,387	4,859	5,878
Division:	**277 - Lincoln Mckinley**					
Employee Service - Employee Services						
600.1010	EMP SRV Regular Salaries	11	0	0	0	0
600.1080	EMP SRV PERS	2	0	0	0	0
600.1100	EMP SRV Medicare	0	0	0	0	0
600.1120	EMP SRV Health/Dental/Vision Insurance	7	0	0	0	0
Account Classification Total: Employee Service - Employee Services		20	0	0	0	0
M & O - Maintenance and Operations						
610.1040	SUPPLIES Repair & Maintenance Supplies	0	7	0	0	10
620.1010	UTILITIES Electric	692	772	900	900	800
620.1030	UTILITIES Water	1,289	673	911	911	750
640.1010	SERVICES Professional & Technical	1,264	791	1,087	1,087	1,120
640.1020	SERVICES Contractual Services	233	106	361	361	372
Account Classification Total: M & O - Maintenance and Operations		3,478	2,349	3,259	3,259	3,052
Allocated Costs - Allocated Costs						
605.1080	ALLOC COSTS Interdepartment Overhead	395	472	472	472	328
Account Classification Total: Allocated Costs - Allocated Costs		395	472	472	472	328
	Division Total: 277 - Lincoln Mckinley	3,893	2,821	3,731	3,731	3,380
Division:	**278 - Parkside II & III**					
Employee Service - Employee Services						
600.1010	EMP SRV Regular Salaries	4,662	10,202	13,653	13,653	11,754
600.1015	EMP SRV Buy back Salaries	0	0	322	322	121
600.1020	EMP SRV Part Time Salaries	6,472	5,748	8,041	8,041	8,181
600.1030	EMP SRV Overtime	0	40	0	30	0
600.1080	EMP SRV PERS	1,656	2,636	3,930	3,930	4,230
600.1090	EMP SRV Social Security	0	0	0	0	0
600.1100	EMP SRV Medicare	162	228	319	319	294
600.1110	EMP SRV Disability/Life Insurance	87	242	318	318	274
600.1120	EMP SRV Health/Dental/Vision Insurance	1,575	3,991	5,612	5,612	5,612

Account Number	Account Description	FY 2017/18 Actual	FY 2018/19 Actual	FY 2019/20 Adopted	FY 2019/20 Projected Year End	FY 2020/21 Proposed
600.1130	EMP SRV Worker's Compensation	2,497	2,384	0	0	0
600.1140	EMP SRV Unemployment Insurance	74	0	0	0	0
600.1170	EMP SRV Uniform Allowance	0	0	294	294	318
Account Classification Total: Employee Service - Employee Services		17,185	25,469	32,489	32,519	30,784
M & O - Maintenance and Operations						
610.1040	SUPPLIES Repair & Maintenance Supplies	2,625	791	2,905	2,905	2,905
620.1010	UTILITIES Electric	0	0	600	0	0
620.1030	UTILITIES Water	393	645	636	636	700
640.1010	SERVICES Professional & Technical	1,266	791	1,088	1,088	1,120
640.1020	SERVICES Contractual Services	0	3,964	3,399	3,800	3,501
670.1040	MAINTENANCE Vehicle Maintenance	0	183	0	250	236
Account Classification Total: M & O - Maintenance and Operations		4,284	6,374	8,628	8,679	8,462
Principal Pymts - Principal Payments						
710.2050	PRINCIPAL Vehicles	0	908	1,534	1,537	1,534
Account Classification Total: Principal Pymts - Principal Payments		0	908	1,534	1,537	1,534
Interest Pymts - Interest Payments						
720.2050	INTEREST Vehicles	0	218	494	513	494
Account Classification Total: Interest Pymts - Interest Payments		0	218	494	513	494
Allocated Costs - Allocated Costs						
605.1010	ALLOC COSTS Liability Insurance	1,501	1,160	1,561	1,561	1,633
605.1020	ALLOC COSTS Property & Fire Insurance	729	564	792	792	502
605.1030	ALLOC COSTS Auto Insurance	0	0	152	152	152
605.1040	ALLOC COSTS Risk Management	1,355	0	0	0	1,328
605.1080	ALLOC COSTS Interdepartment Overhead	3,443	6,249	7,052	7,052	8,752
Account Classification Total: Allocated Costs - Allocated Costs		7,028	7,973	9,557	9,557	12,367
	Division Total: 278 - Parkside II & III	28,497	40,942	52,702	52,805	53,641
	Department Total: 20 - Administration	508,046	449,529	517,611	531,992	559,602
	EXPENSES Total	508,046	449,529	517,611	531,992	559,602
	Fund REVENUE Total: 503 - Assessment District	444,648	460,861	472,668	472,668	472,668
	Fund EXPENSE Total: 503 - Assessment District	508,046	449,529	517,611	531,992	559,602
	Fund Total: 503 - Assessment District	(63,398)	11,331	(44,943)	(59,324)	(86,934)
Fund: 504 - Storm Drain Impact Fees INACTIVE						
REVENUES						
Use of Money - Use of Money & Property						
412.1000	USE OF MONEY & PROP Investment Earnings	3,373	7,063	500	0	0
Account Classification Total: Use of Money - Use of Money & Property		3,373	7,063	500	0	0
Service Charges - Services Charges						
409.5080	SRVC & FEE Developer Fees	115,498	60,995	48,876	0	0
Account Classification Total: Service Charges - Services Charges		115,498	60,995	48,876	0	0
Other - Other Financing Sources						
415.1060	OTH FIN SOURCES Sale of City Dirt	2,631	23,440	5,000	0	0
Account Classification Total: Other - Other Financing Sources		2,631	23,440	5,000	0	0
	REVENUES Total	121,502	91,499	54,376	0	0
EXPENSES						
Department: 20 - Administration						
Division: 000 - Non-divisional						
M & O - Maintenance and Operations						
640.1020	SERVICES Contractual Services	7,910	115,911	0	0	0
640.1170	SERVICES Master Plan	14,150	26,671	0	0	0
Account Classification Total: M & O - Maintenance and Operations		22,060	142,582	0	0	0
Capital Projects - Capital Projects						
680.1140	CAPITAL PROJECTS Storm Drain Water Permit	491	1,771	0	0	0
680.1196	CAPITAL PROJECTS Ridge Creek Recharge Basin Plan	0	15,924	0	0	0
Account Classification Total: Capital Projects - Capital Projects		491	17,695	0	0	0
Transfer - Transfer						
900.255	TRSF OUT Storm Drain Impact Fee	0	0	0	414,457	0
900.26	TRSF OUT Transportation Construction			125,000		
Account Classification Total: Transfer - Transfer		0	0	125,000	414,457	0
	Division Total: 000 - Non-divisional	22,550	160,276	125,000	414,457	0
	Department Total: 20 - Administration	22,550	160,276	125,000	414,457	0

Account Number	Account Description	FY 2017/18 Actual	FY 2018/19 Actual	FY 2019/20 Adopted	FY 2019/20 Projected Year End	FY 2020/21 Proposed
	EXPENSES Total	22,550	160,276	125,000	414,457	0
Fund REVENUE	Total: 504 - Storm Drain Impact Fees INACTIVE	121,502	91,499	54,376	0	0
Fund EXPENSE	Total: 504 - Storm Drain Impact Fees INACTIVE	22,550	160,276	125,000	414,457	0
	Fund Total: 504 - Storm Drain Impact Fees INACTIVE	98,951	(68,778)	(70,624)	(414,457)	0
Fund:	**505 - Community Facilities Districts**					
REVENUES						
Taxes - Taxes						
401.1230	OTHER TAXES Autumn Gate	0	5,500	0	5,500	0
	Account Classification Total: Taxes - Taxes	0	5,500	0	5,500	0
Use of Money - Use of Money & Property						
412.1000	USE OF MONEY & PROP Investment Earnings	0	14	0	(250)	0
	Account Classification Total: Use of Money - Use of Money & Property	0	14	0	(250)	0
	REVENUES Total	0	5,514	0	5,250	0
EXPENSES						
Department:	**20 - Administration**					
Division:	**291 - Laurabrook**					
M & O - Maintenance and Operations						
620.1030	UTILITIES Water	0	0	0	0	0
640.1010	SERVICES Professional & Technical	0	0	0	1,300	0
640.1020	SERVICES Contractual Services	0	7,735	0	0	0
	Account Classification Total: M & O - Maintenance and Operations	0	7,735	0	1,300	0
	Division Total: 291 - Laurabrook	0	7,735	0	1,300	0
Division:	**292 - Quail Run South**					
M & O - Maintenance and Operations						
610.1040	SUPPLIES Repair & Maintenance Supplies	0	0	0	30	0
620.1030	UTILITIES Water	0	0	0	1,000	0
640.1010	SERVICES Professional & Technical	0	0	0	1,300	0
640.1020	SERVICES Contractual Services	0	7,728	0	1,500	6,750
	Account Classification Total: M & O - Maintenance and Operations	0	7,728	0	3,830	6,750
	Division Total: 292 - Quail Run South	0	7,728	0	3,830	6,750
Division:	**293 - Tierra Vista II**					
M & O - Maintenance and Operations						
640.1010	SERVICES Professional & Technical	0	0	0	1,300	0
640.1020	SERVICES Contractual Services	0	7,729	0	0	0
	Account Classification Total: M & O - Maintenance and Operations	0	7,729	0	1,300	0
	Division Total: 293 - Tierra Vista II	0	7,729	0	1,300	0
Division:	**294 - Autumn Gate**					
M & O - Maintenance and Operations						
640.1010	SERVICES Professional & Technical	0	5,000	0	1,700	0
	Account Classification Total: M & O - Maintenance and Operations	0	5,000	0	1,700	0
	Division Total: 294 - Autumn Gate	0	5,000	0	1,700	0
	Department Total: 20 - Administration	0	28,191	0	8,130	6,750
	EXPENSES Total	0	28,191	0	8,130	6,750
Fund REVENUE	Total: 505 - Community Facilities Districts	0	5,514	0	5,250	0
Fund EXPENSE	Total: 505 - Community Facilities Districts	0	28,191	0	8,130	6,750
	Fund Total: 505 - Community Facilities Districts	0	(22,678)	0	(2,880)	(6,750)
	REVENUE GRAND Totals:	12,241,025	11,944,580	9,842,038	13,949,966	11,927,027
	EXPENSE GRAND Totals:	10,974,894	10,849,234	10,155,111	13,299,290	15,243,995
	Grand Totals:	1,266,131	1,095,346	(313,073)	650,676	(3,316,968)

INTERNAL SERVICE FUNDS

Internal Service Funds serve funds within the City. Revenues for this fund are transferred or allocated from the other funds of the City. Revenues from without side the City are not typically found in these funds. The Internal Service Funds include the following and divisions:

- 111-Insurance Risk Fund 94
- 112 –Health Fund 94
- 113 – Retiree's Insurance Fund **fund closed in 18-19* 95
- 121 - Billing/Collections Fund **moved to Water/Sewer/Disposal/Ambulance* 96
- 122 – Equipment Replacement Fund **new in 19-20* 97
- 215 - Fleet Maintenance Fund 97
- 216 - Property & Facility Maintenance Fund 98

Account Number	Account Description	FY 2017-18 Actual	FY 2018-19 Actual	FY 2019-20 Adopted	FY 2019-20 Projected Year End	FY 2020-21 Proposed
Fund: 111 - Insurance						
REVENUES						
Use of Money - Use of Money & Property						
412.1000	USE OF MONEY & PROP Investment Earnings	(2,209)	(49)	0	900	0
Account Classification Total: Use of Money - Use of Money & Propert		(2,209)	(49)	0	900	0
Miscellaneous - Miscellaneous						
414.1050	MISC Liability Insurance Receipts	348,722	349,847	348,000	348,000	345,000
414.1060	MISC Auto Insurance Receipts	28,699	37,950	50,625	50,625	66,305
414.1070	MISC Fire/Property Insurance Receipts	170,183	169,920	175,000	175,000	106,000
414.1080	MISC Risk Management Receipts	279,506	311,772	315,000	315,000	280,500
414.1090	MISC LTD/Life Insurance Receipts	232,026	211,060	345,000	345,000	209,487
414.1100	MISC Unemployment Insurance Receipts	29,702	39,904	50,000	50,000	50,000
414.1110	MISC Worker's Comp Insurance Receipts	833,372	831,849	830,000	830,000	791,000
Account Classification Total: Miscellaneous - Miscellaneous		1,922,210	1,952,302	2,113,625	2,113,625	1,848,292
REVENUES Total		1,920,001	1,952,253	2,113,625	2,114,525	1,848,292
EXPENSES						
Department:	20 - Administration					
Division:	000 - Non-divisional					
Employee Service - Employee Services						
600.1010	EMP SRV Regular Salaries	85,964	142,874	145,915	117,658	113,456
600.1015	EMP SRV Buy back Salaries	1,942	5,642	6,955	10,107	4,251
600.1080	EMP SRV PERS	17,645	27,389	38,182	30,788	35,101
600.1100	EMP SRV Medicare	1,392	2,058	2,139	1,730	1,645
600.1110	EMP SRV Disability/Life Insurance	2,766	3,334	3,393	2,744	2,609
600.1120	EMP SRV Health/Dental/Vision Insurance	19,320	28,394	39,040	28,341	26,840
600.1180	EMP SRV OPEB GASB 75	21,806	0	0	0	0
600.1185	EMP SRV PENSION GASB 68	(15,241)	79,086	0	0	0
600.1190	EMP SRV Stipends	751	0	0	0	0
600.1220	EMP SRV Safety Program	1,521	653	3,000	3,000	3,000
600.1230	EMP SRV EAP (Risk Management)	3,450	3,422	6,000	6,000	6,000
Account Classification Total: Employee Service - Employee Services		141,317	292,850	244,624	200,368	192,902
M & O - Maintenance and Operations						
610.1010	SUPPLIES Office Supplies	0	333	500	480	500
610.1060	SUPPLIES Safety Equipment & Supplies	290	145	500	500	500
630.1040	COMMUNICATION Postage	0	0	0	20	30
640.1010	SERVICES Professional & Technical	4,714	5,291	5,000	5,000	5,200
640.1020	SERVICES Contractual Services	31,490	26,300	40,000	40,000	40,000
650.1010	TRAINING Travel & Conference	800	0	0	0	0
660.1020	INSURANCE Health Self-Insurance Claims	12,388	11,217	13,000	13,000	13,000
660.1030	INSURANCE Disability & Life Insurance	156,466	147,765	180,000	180,000	248,160
660.1040	INSURANCE Auto Insurance	35,330	35,884	50,000	54,000	55,000
660.1050	INSURANCE Liabiltity Insurance-JPA contrac	329,270	303,589	345,000	337,000	345,000
660.1070	INSURANCE Fire Insurance	202,055	170,964	175,000	175,000	106,000
660.1080	INSURANCE Unemployment Insurance	16,358	23,503	50,000	50,000	50,000
670.1010	MAINTENANCE Repair & Maintenance	0	0	0	0	0
690.1050	SPC DEPT EXP Rental	1,182	1,112	1,000	1,000	1,000
690.1310	SPC DEPT EXP Worker's Comp - JPA	847,057	822,928	830,000	850,000	791,000
Account Classification Total: M & O - Maintenance and Operations		1,637,400	1,549,031	1,690,000	1,706,000	1,655,390
Division Total: 000 - Non-divisional		1,778,717	1,841,881	1,934,624	1,906,368	1,848,292
Department Total: 20 - Administration		1,778,717	1,841,881	1,934,624	1,906,368	1,848,292
EXPENSES Total		1,778,717	1,841,881	1,934,624	1,906,368	1,848,292
Fund REVENUE	Total: 111 - Insurance	1,920,001	1,952,253	2,113,625	2,114,525	1,848,292
Fund EXPENSE	Total: 111 - Insurance	1,778,717	1,841,881	1,934,624	1,906,368	1,848,292
Fund Total: 111 - Insurance		141,284	110,372	179,001	208,157	0
Fund: 112 - Health Insurance						
REVENUES						
Use of Money - Use of Money & Property						
412.1000	USE OF MONEY & PROP Investment Earnings	176	(2,093)	0	(1,000)	0
Account Classification Total: Use of Money - Use of Money & Propert		176	(2,093)	0	(1,000)	0
Miscellaneous - Miscellaneous						

Account Number	Account Description	FY 2017-18 Actual	FY 2018-19 Actual	FY 2019-20 Adopted	FY 2019-20 Projected Year End	FY 2020-21 Proposed
414.1120	MISC Health Insurance Receipts	2,561,632	2,363,866	3,193,080	3,190,000	3,360,000
414.1130	MISC COBRA Insurance (Employee)	29,189	30,424	29,717	29,717	22,815
414.1150	MISC Retiree Health	194,073	274,392	316,339	316,339	283,235
Account Classification Total: Miscellaneous - Miscellaneous		2,784,894	2,668,682	3,539,136	3,536,056	3,666,050
Transfers - Transfers						
800.113	TRSF IN Retiree's Insurance	0	23,603	0	60	0
Account Classification Total: Transfers - Transfers		0	23,603	0	60	0
REVENUES Total		2,785,070	2,690,192	3,539,136	3,535,116	3,666,050
EXPENSES						
Department:	20 - Administration					
Division:	000 - Non-divisional					
M & O - Maintenance and Operations						
660.1100	INSURANCE Vision & Dental Admin	254,284	260,353	280,000	280,000	280,000
660.1110	INSURANCE Medical Ins Claim	965,869	967,846	1,434,000	1,051,332	1,200,000
660.1115	INSURANCE Medical Ins Prescription	358,649	423,701	480,000	480,000	480,000
660.1120	INSURANCE Medical Ins Admin	687,496	707,691	785,000	785,000	785,000
660.1125	INSURANCE Retiree Claims	215,085	264,573	260,000	227,000	230,000
660.1130	INSURANCE Retiree Prescription	223,884	242,647	300,000	220,000	225,000
660.1135	INSURANCE Medicare Supplement - Medical	0	0	0	28,997	33,000
660.1140	INSURANCE Medicare Supplement - RX	0	0	0	15,318	17,000
Account Classification Total: M & O - Maintenance and Operations		2,705,267	2,866,811	3,539,000	3,087,647	3,250,000
Division Total: 000 - Non-divisional		2,705,267	2,866,811	3,539,000	3,087,647	3,250,000
Department Total: 20 - Administration		2,705,267	2,866,811	3,539,000	3,087,647	3,250,000
EXPENSES Total		2,705,267	2,866,811	3,539,000	3,087,647	3,250,000
Fund REVENUE	Total: 112 - Health Insurance	2,785,070	2,690,192	3,539,136	3,535,116	3,666,050
Fund EXPENSE	Total: 112 - Health Insurance	2,705,267	2,866,811	3,539,000	3,087,647	3,250,000
Fund Total: 112 - Health Insurance		79,803	(176,618)	136	447,469	416,050
Fund:	113 - Retiree's Insurance - INACTIVE					
REVENUES						
Use of Money - Use of Money & Property						
412.1000	USE OF MONEY & PROP Investment Earnings	251	0	0	0	0
Account Classification Total: Use of Money - Use of Money & Property		251	0	0	0	0
REVENUES Total		251	0	0	0	0
EXPENSES						
Department:	20 - Administration					
Division:	000 - Non-divisional					
Transfer - Transfer						
900.112	TRSF OUT Health Insurance	0	23,603	0	0	0
Account Classification Total: Transfer - Transfer		0	23,603	0	0	0
Division Total: 000 - Non-divisional		0	23,603	0	0	0
Department Total: 20 - Administration		0	23,603	0	0	0
EXPENSES Total		0	23,603	0	0	0
Fund REVENUE	Total: 113 - Retiree's Insurance - INACTIVE	251	0	0	0	0
Fund EXPENSE	Total: 113 - Retiree's Insurance - INACTIVE	0	23,603	0	0	0
Fund Total: 113 - Retiree's Insurance - INACTIVE		251	(23,603)	0	0	0
Fund:	121 - Billing & Collection Services					
REVENUES						
Use of Money - Use of Money & Property						
412.1000	USE OF MONEY & PROP Investment Earnings	(771)	(1,085)	0	0	0
Account Classification Total: Use of Money - Use of Money & Property		(771)	(1,085)	0	0	0
Miscellaneous - Miscellaneous						
414.1010	MISC Other Miscellaneous Revenue	35	0	0	0	0
501.1120	OVERHEAD Utility Billings	484,252	492,996	0	0	0
501.1130	OVERHEAD Collections	216,876	196,306	0	0	0
Account Classification Total: Miscellaneous - Miscellaneous		701,163	689,302	0	0	0
Transfers - Transfers						
800.230	TRSF IN Water	0	0	430,828	453,936	0
800.231	TRSF IN Sewer	0	0	430,828	453,936	0
800.232	TRSF IN Disposal	0	0	430,828	453,936	0

Account Number	Account Description	FY 2017-18 Actual	FY 2018-19 Actual	FY 2019-20 Adopted	FY 2019-20 Projected Year End	FY 2020-21 Proposed
800.320	TRSF IN Ambulance	0	0	553,871	583,582	0
Account Classification Total: Transfers - Transfers		0	0	1,846,355	1,945,390	0
REVENUES Total		700,392	688,217	1,846,355	1,945,390	0
EXPENSES						
Department:	**30 - Finance**					
Division:	**303 - Utility Billing & Collections**					
Employee Service - Employee Services						
600.1010	EMP SRV Regular Salaries	207,569	207,498	0	0	0
600.1015	EMP SRV Buy back Salaries	2,200	2,200	0	0	0
600.1020	EMP SRV Part Time Salaries	24,105	25,719	0	0	0
600.1080	EMP SRV PERS	33,358	39,124	0	0	0
600.1100	EMP SRV Medicare	3,282	3,332	0	0	0
600.1110	EMP SRV Disability/Life Insurance	4,881	4,918	0	0	0
600.1120	EMP SRV Health/Dental/Vision Insurance	72,800	72,732	0	0	0
600.1130	EMP SRV Worker's Compensation	3,401	2,879	0	0	0
600.1140	EMP SRV Unemployment Insurance	842	1,118	0	0	0
600.1180	EMP SRV OPEB GASB 75	81,447	0	0	0	0
600.1185	EMP SRV PENSION GASB 68	156,690	99,037	0	0	0
Account Classification Total: Employee Service - Employee Services		590,574	458,557	0	0	0
M & O - Maintenance and Operations						
610.1010	SUPPLIES Office Supplies	8,198	7,992	0	0	0
610.1030	SUPPLIES Lubricant & Fuels	91	90	0	0	0
630.1020	COMMUNICATION Cellphone	576	623	0	0	0
630.1040	COMMUNICATION Postage	47,339	53,905	0	0	0
640.1010	SERVICES Professional & Technical	36,097	46,091	0	0	0
650.1020	TRAINING Training & Vocational	0	500	0	0	0
670.1030	MAINTENANCE Equipment Maintenance	0	542	0	0	0
690.1010	SPC DEPT EXP Due & Subscriptions - Oth	25	25	0	0	0
690.1030	SPC DEPT EXP Printing & Binding	1,677	1,832	0	0	0
690.1050	SPC DEPT EXP Rental	11,375	8,892	0	0	0
Account Classification Total: M & O - Maintenance and Operations		105,379	120,493	0	0	0
Allocated Costs - Allocated Costs						
605.1010	ALLOC COSTS Liability Insurance	9,863	10,001	0	0	0
605.1020	ALLOC COSTS Property & Fire Insurance	4,790	4,858	0	0	0
605.1040	ALLOC COSTS Risk Management	7,890	9,058	0	0	0
Account Classification Total: Allocated Costs - Allocated Costs		22,543	23,917	0	0	0
Division Total: 303 - Utility Billing & Collections		718,497	602,968	0	0	0
Division:	**304 - Ambulance Billing & Collections**					
Employee Service - Employee Services						
600.1010	EMP SRV Regular Salaries	100,920	98,117	0	0	0
600.1015	EMP SRV Buy back Salaries	0	873	0	0	0
600.1020	EMP SRV Part Time Salaries	22,830	25,172	0	0	0
600.1080	EMP SRV PERS	20,051	23,681	0	0	0
600.1100	EMP SRV Medicare	1,084	1,114	0	0	0
600.1110	EMP SRV Disability/Life Insurance	2,292	2,329	0	0	0
600.1120	EMP SRV Health/Dental/Vision Insurance	36,400	36,366	0	0	0
600.1130	EMP SRV Worker's Compensation	1,963	1,662	0	0	0
600.1140	EMP SRV Unemployment Insurance	486	645	0	0	0
Account Classification Total: Employee Service - Employee Services		186,026	189,958	0	0	0
M & O - Maintenance and Operations						
610.1010	SUPPLIES Office Supplies	2,812	3,151	0	0	0
630.1040	COMMUNICATION Postage	0	587	0	0	0
640.1010	SERVICES Professional & Technical	2,701	0	0	0	0
640.1020	SERVICES Contractual Services	6,447	2,614	0	0	0
650.1020	TRAINING Training & Vocational	664	0	0	0	0
Account Classification Total: M & O - Maintenance and Operations		12,624	6,351	0	0	0
Division Total: 304 - Ambulance Billing & Collections		198,650	196,309	0	0	0
Department Total: 30 - Finance		917,147	799,277	0	0	0
EXPENSES Total		917,147	799,277	0	0	0
Fund REVENUE	Total: 121 - Billing & Collection Services	700,392	688,217	1,846,355	1,945,390	0

Account Number	Account Description	FY 2017-18 Actual	FY 2018-19 Actual	FY 2019-20 Adopted	FY 2019-20 Projected Year End	FY 2020-21 Proposed
Fund EXPENSE	Total: 121 - Billing & Collection Services	917,147	799,277	0	0	0
Fund Total: 121 - Billing & Collection Services		(216,755)	(111,060)	1,846,355	1,945,390	0
Fund:	122 - Equipment Replacement					
REVENUES						
Transfers - Transfers						
800.101	TRSF IN General Fund	0	0	28,996	28,996	28,996
800.202	TRSF IN Gas Tax	0	0	5,272	5,272	5,272
800.203	TRSF IN Transportation	0	0	5,272	5,272	5,272
800.230	TRSF IN Water	0	0	5,272	5,272	5,272
800.231	TRSF IN Sewer	0	0	3,072	3,072	3,072
800.232	TRSF IN Disposal	0	0	5,272	5,272	5,272
800.233	TRSF IN Transit	0	0	3,736	3,736	3,736
800.234	TRSF IN CNG	0	0	1,536	1,536	1,536
800.320	TRSF IN Ambulance	0	0	5,272	5,272	5,272
	Account Classification Total: Transfers - Transfers	0	0	63,700	63,700	63,700
	REVENUES Total	0	0	63,700	63,700	63,700
EXPENSES						
Department:	20 - Administration					
Division:	000 - Non-divisional					
Principal Pymts - Principal Payments						
710.2067	PRINCIPAL Dell	0	0	30,000	30,000	30,127
Account Classification Total: Principal Pymts - Principal Payments		0	0	30,000	30,000	30,127
Interest Pymts - Interest Payments						
720.2067	INTEREST Dell	0	0	8,400	8,400	5,246
Account Classification Total: Interest Pymts - Interest Payments		0	0	8,400	8,400	5,246
Capital Outlay - Capital Outlay						
730.1060	CAPITAL OUTLAY Computers	-	0	25,300	25,300	25,300
Account Classification Total: Capital Outlay - Capital Outlay		-	0	25,300	25,300	25,300
	Division Total: 000 - Non-divisional	-	0	63,700	63,700	60,673
	Department Total: 20 - Administration	-	0	63,700	63,700	60,673
	EXPENSES Total	-	0	63,700	63,700	60,673
Fund REVENUE	Total: 122 - Equipment Replacement	-	0	63,700	63,700	63,700
Fund EXPENSE	Total: 122 - Equipment Replacement	-	0	63,700	63,700	60,673
	Fund Total: 122 - Equipment Replacement	-	0	0	0	3,027
Fund:	215 - Fleet Maintenance					
REVENUES						
Use of Money - Use of Money & Property						
412.1000	USE OF MONEY & PROP Investment Earnings	738	1,389	0	270	0
Account Classification Total: Use of Money - Use of Money & Propert		738	1,389	0	270	0
Miscellaneous - Miscellaneous						
414.1010	MISC Other Miscellaneous Revenue	4,683	17	0	10,000	0
501.1150	OVERHEAD Fleet Maintenance	498,347	385,000	424,648	424,648	415,481
Account Classification Total: Miscellaneous - Miscellaneous		503,030	385,017	424,648	434,648	415,481
REVENUES Total		503,767	386,405	424,648	434,918	415,481
EXPENSES						
Department:	70 - Public Works					
Division:	710 - Fleet					
Employee Service - Employee Services						
600.1010	EMP SRV Regular Salaries	170,229	110,379	105,589	105,589	105,589
600.1015	EMP SRV Buy back Salaries	921	107	1,059	1,059	1,059
600.1030	EMP SRV Overtime	1,124	7,966	2,000	5,500	2,000
600.1050	EMP SRV Standby	1,943	1,763	2,000	2,000	2,000
600.1080	EMP SRV PERS	23,150	13,422	8,001	8,001	8,458
600.1100	EMP SRV Medicare	2,515	1,591	1,532	1,532	1,532
600.1110	EMP SRV Disability/Life Insurance	4,242	2,418	2,429	2,429	2,429
600.1120	EMP SRV Health/Dental/Vision Insurance	59,430	34,898	40,160	40,160	40,160
600.1130	EMP SRV Worker's Compensation	19,853	8,604	8,589	8,589	7,495
600.1140	EMP SRV Unemployment Insurance	586	449	639	639	639
600.1170	EMP SRV Uniform Allowance	1,698	1,942	1,190	1,190	1,190
600.1180	EMP SRV OPEB GASB 75	25,813	0	0	0	0

Account Number	Account Description	FY 2017-18 Actual	FY 2018-19 Actual	FY 2019-20 Adopted	FY 2019-20 Projected Year End	FY 2020-21 Proposed
600.1185	EMP SRV PENSION GASB 68	107,292	(65,175)	0	0	0
600.1190	EMP SRV Stipends	776	0	0	0	0
Account Classification Total: Employee Service - Employee Services		419,572	118,364	173,188	176,688	172,551
M & O - Maintenance and Operations						
610.1010	SUPPLIES Office Supplies	1,097	3,780	2,000	1,000	1,500
610.1020	SUPPLIES Operating Supplies	29,615	25,981	32,000	25,000	24,037
610.1030	SUPPLIES Lubricant & Fuels	9,134	6,698	12,000	8,000	12,000
610.1040	SUPPLIES Repair & Maintenance Supplies	108	(8)	150	150	150
610.1050	SUPPLIES Small Tools	3,485	1,009	10,000	7,500	5,000
610.1060	SUPPLIES Safety Equipment & Supplies	0	0	200	200	0
620.1010	UTILITIES Electric	269	2,183	3,000	2,000	2,043
620.1020	UTILITIES Gas	141	152	150	150	150
630.1010	COMMUNICATION Telephone	95	84	200	500	500
630.1020	COMMUNICATION Cellphone	1,439	1,103	1,200	1,200	1,238
630.1040	COMMUNICATION Postage	143	138	200	200	200
640.1020	SERVICES Contractual Services	9,288	7,115	8,500	8,500	8,670
650.1010	TRAINING Travel & Conference	783	0	1,000	1,000	2,500
650.1020	TRAINING Training & Vocational	250	0	2,000	2,000	560
670.1030	MAINTENANCE Equipment Maintenance	405	128	1,000	1,000	1,000
670.1040	MAINTENANCE Vehicle Maintenance	119,815	144,485	145,000	145,000	153,000
690.1010	SPC DEPT EXP Due & Subscriptions - Oth	527	86	520	520	530
Account Classification Total: M & O - Maintenance and Operations		176,594	192,932	219,120	203,920	213,078
Allocated Costs - Allocated Costs						
605.1010	ALLOC COSTS Liability Insurance	7,743	8,596	7,206	7,206	5,884
605.1020	ALLOC COSTS Property & Fire Insurance	3,761	4,175	3,655	3,655	1,808
605.1030	ALLOC COSTS Auto Insurance	0	0	0	0	745
605.1040	ALLOC COSTS Risk Management	6,195	7,786	6,580	6,580	4,784
605.1060	ALLOC COSTS Custodian	8,200	3,211	2,557	2,557	2,992
605.1170	ALLOC COSTS Property Maintenance	0	0	3,200	3,200	2,765
Account Classification Total: Allocated Costs - Allocated Costs		25,899	23,768	23,198	23,198	18,978
Transfer - Transfer						
900.185	TRSF OUT Financing Authority Debt Service	8,581	9,143	9,143	9,143	10,874
Account Classification Total: Transfer - Transfer		8,581	9,143	9,143	9,143	10,874
Division Total: 710 - Fleet		630,645	344,207	424,649	412,949	415,481
Department Total: 70 - Public Works		630,645	344,207	424,649	412,949	415,481
EXPENSES Total		630,645	344,207	424,649	412,949	415,481
Fund REVENUE	Total: 215 - Fleet Maintenance	503,767	386,405	424,648	434,918	415,481
Fund EXPENSE	Total: 215 - Fleet Maintenance	630,645	344,207	424,649	412,949	415,481
Fund Total: 215 - Fleet Maintenance		(126,878)	42,198	(1)	21,969	0
Fund: 216 - Property & Facility Maintenance						
REVENUES						
Use of Money - Use of Money & Property						
412.1000	USE OF MONEY & PROP Investment Earnings	(189)	1,318	0	(900)	0
Account Classification Total: Use of Money - Use of Money & Property		(189)	1,318	0	(900)	0
Miscellaneous - Miscellaneous						
414.1010	MISC Other Miscellaneous Revenue	0	0	0	401	0
501.1160	OVERHEAD Property Maintenance	452,503	280,001	199,448	199,448	241,132
501.1190	OVERHEAD Custodial	0	0	159,360	159,360	147,805
Account Classification Total: Miscellaneous - Miscellaneous		452,503	280,001	358,808	359,209	388,937
REVENUES Total		452,314	281,319	358,808	358,309	388,937
EXPENSES						
Department: 70 - Public Works						
Division: 711 - Property Services						
Employee Service - Employee Services						
600.1010	EMP SRV Regular Salaries	23,545	408	0	1,021	0
600.1015	EMP SRV Buy back Salaries	107	107	0	0	0
600.1020	EMP SRV Part Time Salaries	199,582	111,881	57,807	57,807	57,807
600.1030	EMP SRV Overtime	99	0	0	1,000	1,000
600.1080	EMP SRV PERS	31,431	18,880	10,740	10,740	12,555
600.1100	EMP SRV Medicare	3,324	1,629	838	838	838

Account Number	Account Description	FY 2017-18 Actual	FY 2018-19 Actual	FY 2019-20 Adopted	FY 2019-20 Projected Year End	FY 2020-21 Proposed
600.1110	EMP SRV Disability/Life Insurance	781	0	0	0	0
600.1120	EMP SRV Health/Dental/Vision Insurance	9,100	350	0	0	0
600.1130	EMP SRV Worker's Compensation	45,541	32,345	15,144	15,144	11,834
600.1140	EMP SRV Unemployment Insurance	1,344	1,787	1,127	1,127	1,009
600.1170	EMP SRV Uniform Allowance	3,846	2,383	2,400	2,400	2,400
600.1185	EMP SRV PENSION GASB 68	63,702	(104,056)	0	0	0
Account Classification Total: Employee Service - Employee Services		382,402	65,714	88,056	90,077	87,443
M & O - Maintenance and Operations						
610.1010	SUPPLIES Office Supplies	66	703	0	0	50
610.1020	SUPPLIES Operating Supplies	27,090	38,113	10,000	25,000	25,830
610.1030	SUPPLIES Lubricant & Fuels	2,066	2,650	2,000	3,000	3,000
610.1040	SUPPLIES Repair & Maintenance Supplies	2,603	1,535	10,000	16,000	15,000
610.1050	SUPPLIES Small Tools	932	0	2,000	2,000	1,000
630.1010	COMMUNICATION Telephone	1,016	861	1,000	1,000	1,061
630.1020	COMMUNICATION Cellphone	412	425	500	500	500
630.1040	COMMUNICATION Postage	19	0	30	30	0
640.1020	SERVICES Contractual Services	1,615	4,173	40,000	38,000	15,300
650.1010	TRAINING Travel & Conference	191	0	0	0	0
650.1020	TRAINING Training & Vocational	161	0	700	700	700
670.1030	MAINTENANCE Equipment Maintenance	78,404	76,252	110,000	110,000	80,000
690.1010	SPC DEPT EXP Due & Subscriptions - Oth	105	106	1,000	1,000	1,020
Account Classification Total: M & O - Maintenance and Operations		114,682	124,819	177,230	197,230	143,461
Allocated Costs - Allocated Costs						
605.1010	ALLOC COSTS Liability Insurance	6,836	7,618	6,347	6,347	4,824
605.1020	ALLOC COSTS Property & Fire Insurance	3,320	3,700	3,220	3,220	1,482
605.1040	ALLOC COSTS Risk Management	5,469	6,900	5,795	5,795	3,922
Account Classification Total: Allocated Costs - Allocated Costs		15,625	18,218	15,362	15,362	10,228
Division Total: 711 - Property Services		512,709	208,751	280,648	302,669	241,132
Division: 723 - Custodial Services						
Employee Service - Employee Services						
600.1020	EMP SRV Part Time Salaries	0	0	29,300	33,000	29,300
600.1030	EMP SRV Overtime	0	0	0	700	0
600.1080	EMP SRV PERS	0	0	2,285	2,700	2,526
600.1100	EMP SRV Medicare	0	0	425	500	425
Account Classification Total: Employee Service - Employee Services		0	0	32,010	36,900	32,251
M & O - Maintenance and Operations						
610.1020	SUPPLIES Operating Supplies	0	0	22,150	20,000	20,420
610.1030	SUPPLIES Lubricant & Fuels	0	0	1,000	1,000	1,000
630.1010	COMMUNICATION Telephone	0	0	1,200	1,200	1,224
640.1020	SERVICES Contractual Services	0	0	80,000	80,000	92,910
Account Classification Total: M & O - Maintenance and Operations		0	0	104,350	102,200	115,554
Division Total: 723 - Custodial Services		0	0	136,360	139,100	147,805
Department Total: 70 - Public Works		512,709	208,751	417,008	441,769	388,937
EXPENSES Total		512,709	208,751	417,008	441,769	388,937
Fund REVENUE	Total: 216 - Property & Facility Maintenance	452,314	281,319	358,808	358,309	388,937
Fund EXPENSE	Total: 216 - Property & Facility Maintenance	512,709	208,751	417,008	441,769	388,937
Fund Total: 216 - Property & Facility Maintenance		(60,394)	72,568	(58,200)	(83,460)	0
	REVENUE GRAND Totals:	6,361,795	5,998,387	8,346,272	8,451,958	6,382,460
	EXPENSE GRAND Totals:	6,544,485	6,084,530	6,378,981	5,912,433	5,963,383
	Grand Totals:	(182,690)	(86,143)	1,967,291	2,539,525	419,077

CAPITAL PROJECTS FUNDS

Capital projects funds are used to budget for the maintenance, repair and replacement of capital facilities. Capital project revenues may come from transfer from operating funds or from grant funds. The Capital Projects Funds include the following and divisions:

- 260 - Transportation Construction Fund 102
- 261 – Water Construction Fund **fund closed in 18-19* 103
- 262 – Sewer Construction Fund **fund closed in 18-19* 103
- 263 - MTBE Fund 103
- 264 - DBCP Fund 104
- 265 - Capital Facilities Fund 104
- 266 - RCR Project Fund 104

City of Dinuba

Account	Account Description	FY 2017-18	FY 2018-19	FY 2019-20	FY 2019-20	FY 2020-21
Fund:	**260 - Transportation Construction**					
REVENUES						
Use of Money - Use of Money & Property						
412.1000	USE OF MONEY & PROP Investment Earnin(	17,200	1,731	500	2,400	500
Classification Total: Use of Money - Use of Money & Property		17,200	1,731	500	2,400	500
Intergov - Intergovernmental						
413.1050	INTERGOVT CMAQ Grant	0	0	61,000	0	1,015,000
413.1270	INTERGOVT Safe Route to School	0	0	200,642	200,642	0
413.1280	INTERGOVT SLPP Fund	336,119	350,015	0	0	0
413.1300	INTERGOVT Signal Synchronization	43,666	8,005	141,971	300,190	0
413.1330	INTERGOVT Bike Lane	154,597	1,565	0	0	0
413.1340	INTERGOVT Bike and Pedestrian	0	153,509	0	6,288	0
413.1420	INTERGOVT Measure R	9,870	503,728	1,588,358	353,379	635,000
413.1430	INTERGOVT HSIP Highway Safety Impr Prog	7,281	36,484	400,000	935,039	1,204,070
413.1440	INTERGOVT SSARP Systemic Safety Analysis	0	23,763	0	0	0
413.1450	INTERGOVT Section 130 Rail and Mass Tran	21,721	24,953	668,029	250,000	487,823
413.1480	INTERGOVT TCAG Overall Work Plan (OWP)	9,870	0	0	56,580	0
Account Classification Total: Intergov - Intergovernmental		583,124	1,102,022	3,060,000	2,102,118	3,341,893
Miscellaneous - Miscellaneous						
427.1006	INTEREST Senior Apartments	177	0	0	0	0
Account Classification Total: Miscellaneous - Miscellaneous		177	0	0	0	0
Transfers - Transfers						
800.202	TRSF IN Gas Tax	0	138,993	161,817	81,000	278,230
800.203	TRSF IN Transportation	0	128,872	161,235	184,538	85,000
800.232	TRSF IN Disposal	0	0	70,000	0	0
800.234	TRSF IN CNG	53,126	0	0	0	0
800.251	TRSF IN Sewer Impact Fees	135,029	0	0	0	0
800.252	TRSF IN Transportation Impact Fees	0	0	0	100,000	1,588,148
800.254	TRSF IN Park Impact Fees	0	0	0	3,387	0
800.504	TRSF IN Drainage District	0	0	125,000	99,193	0
Account Classification Total: Transfers - Transfers		188,155	267,865	518,052	468,118	1,951,378
	REVENUES Total	788,656	1,371,619	3,578,552	2,572,636	5,293,771
EXPENSES						
Department:	**70 - Public Works**					
Division:	**709 - Transportation**					
M & O - Maintenance and Operations						
799.1100	MISCELLANEOUS Uncollectible Accounts Ex	0	2,651	0	0	0
799.2400	MISCELLANEOUS Contribution to Other Fur	1,506,447	0	0	0	0
unt Classification Total: M & O - Maintenance and Operations		1,506,447	2,651	0	0	0
Capital Outlay - Capital Outlay						
730.1000	CAPITAL OUTLAY Contra Capital Outlay	(1,506,447)	0	0	0	0
Account Classification Total: Capital Outlay - Capital Outlay		(1,506,447)	0	0	0	0
Capital Projects - Capital Projects						
680.1055	CAPITAL PROJECTS Safe Route to School	0	28,526	307,498	323,001	0
680.1070	CAPITAL PROJECTS Row/Land Acquisition	43,675	0	0	0	0
680.1076	CAPITAL PROJECTS City Sidewalk Improvem	62,813	79,429	0	0	50,000
680.1078	CAPITAL PROJECTS Roadway Segment Safet	0	0	477,100	431,000	1,482,300
680.1079	CAPITAL PROJECTS Alley Improvements	0	0	70,000	0	0
680.1080	CAPITAL PROJECTS Street Lights	0	0	35,000	35,000	35,000
680.1091	CAPITAL PROJECTS CNG Fuel Expansion II	(17,079)	0	0	0	0
680.1105	CAPITAL PROJECTS ADA Ramp	0	0	0	0	0
680.1125	CAPITAL PROJECTS Downtown	0	0	0	0	0
680.1190	CAPITAL PROJECTS Feasibility Study	0	172,605	0	43,771	0
680.1191	CAPITAL PROJECTS Analysis Program	453	29,251	0	0	0
680.1205	CAPITAL PROJECTS Bike Lanes	70,735	3,300	0	0	0
680.1210	CAPITAL PROJECTS Signal Synchronization	49,745	10,210	213,118	406,853	0
680.1258	CAPITAL PROJECTS Pavement Condition Stu	0	70,595	80,000	8,405	0
680.1260	CAPITAL PROJECTS Rail and Mass Transport	18,552	36,375	724,198	250,000	487,823
680.1510	CAPITAL PROJECTS Alta & Nebraska	7,219	105,541	1,650,000	440,746	3,238,148
680.1520	CAPITAL PROJECTS Kamm/Greene	7,281	41,347	398,653	629,370	0
680.9000	CAPITAL PROJECTS Other Projects	10,470	88,872	0	0	0
Account Classification Total: Capital Projects - Capital Projects		253,863	666,051	3,955,567	2,568,146	5,293,271
	Division Total: 709 - Transportation	253,863	668,702	3,955,567	2,568,146	5,293,271
Division:	**715 - Avenue 416**					
M & O - Maintenance and Operations						
640.1060	SERVICES Legal Services	92,375	19,748	0	0	0
unt Classification Total: M & O - Maintenance and Operations		92,375	19,748	0	0	0
Capital Projects - Capital Projects						
680.1035	CAPITAL PROJECTS Construction	2,043,537	32,770	0	130,000	0
680.1070	CAPITAL PROJECTS Row/Land Acquisition	2,609	0	0	0	0
Account Classification Total: Capital Projects - Capital Projects		2,046,145	32,770	0	130,000	0

Account	Account Description	FY 2017-18	FY 2018-19	FY 2019-20	FY 2019-20	FY 2020-21
	Division Total: 715 - Avenue 416	2,138,520	52,519	0	130,000	0
	Department Total: 70 - Public Works	2,392,383	721,221	3,955,567	2,698,146	5,293,271
	EXPENSES Total	2,392,383	721,221	3,955,567	2,698,146	5,293,271
Fund REVENUE	Total: 260 - Transportation Construction	788,656	1,371,619	3,578,552	2,572,636	5,293,771
Fund EXPENSE	Total: 260 - Transportation Construction	2,392,383	721,221	3,955,567	2,698,146	5,293,271
	Fund Total: 260 - Transportation Construction	(1,603,727)	650,398	(377,015)	(125,510)	500
Fund:	261 - Water Construction-INACTIVE					
REVENUES						
Transfers - Transfers						
800.230	TRSF IN Water	91,116	93,828	0	0	0
800.250	TRSF IN Water Impact Fees	322,469	330,908	0	0	0
Account Classification Total: Transfers - Transfers		413,585	424,736	0	0	0
REVENUES Total		413,585	424,736	0	0	0
EXPENSES						
Department:	70 - Public Works					
Division:	703 - Water					
Capital Projects - Capital Projects						
680.9000	CAPITAL PROJECTS Other Projects	0	22,308	0	0	0
Account Classification Total: Capital Projects - Capital Projects		0	22,308	0	0	0
Transfer - Transfer						
900.230	TRSF OUT Water	0	601	0	0	0
Account Classification Total: Transfer - Transfer		0	601	0	0	0
Division Total: 703 - Water		0	22,909	0	0	0
Department Total: 70 - Public Works		0	22,909	0	0	0
EXPENSES Total		0	22,909	0	0	0
Fund REVENUE	Total: 261 - Water Construction-INACTIVE	413,585	424,736	0	0	0
Fund EXPENSE	Total: 261 - Water Construction-INACTIVE	0	22,909	0	0	0
Fund Total: 261 - Water Construction-INACTIVE		413,585	401,827	0	0	0
Fund:	262 - Sewer Construction-INACTIVE					
REVENUES						
Transfers - Transfers						
800.183	TRSF IN Sewer Debt Service	83,298	84,134	0	0	0
800.231	TRSF IN Sewer	215,000	240,454	0	0	0
Account Classification Total: Transfers - Transfers		298,298	324,588	0	0	0
REVENUES Total		298,298	324,588	0	0	0
EXPENSES						
Department:	70 - Public Works					
Division:	705 - Sewer Collection					
M & O - Maintenance and Operations						
690.1240	SPC DEPT EXP Cost of Issuance	4,442	4,442	0	0	0
Account Classification Total: M & O - Maintenance and Opera		4,442	4,442	0	0	0
Division Total: 705 - Sewer Collection		4,442	4,442	0	0	0
Department Total: 70 - Public Works		4,442	4,442	0	0	0
EXPENSES Total		4,442	4,442	0	0	0
Fund REVENUE	Total: 262 - Sewer Construction-INACTIVE	298,298	324,588	0	0	0
Fund EXPENSE	Total: 262 - Sewer Construction-INACTIVE	4,442	4,442	0	0	0
Fund Total: 262 - Sewer Construction-INACTIVE		293,856	320,146	0	0	0
Fund:	263 - MTBE					
REVENUES						
Use of Money - Use of Money & Property						
412.1000	USE OF MONEY & PROP Investment Earnin	(1,225)	(1,857)	0	(1,500)	0
Account Classification Total: Use of Money - Use of Money & P		(1,225)	(1,857)	0	(1,500)	0
Miscellaneous - Miscellaneous						
414.1180	MISC Remediation Reimbursements	161,440	173,415	150,000	150,000	150,000
Account Classification Total: Miscellaneous - Miscellaneous		161,440	173,415	150,000	150,000	150,000
REVENUES Total		160,215	171,557	150,000	148,500	150,000
EXPENSES						
Department:	70 - Public Works					
Division:	703 - Water					
Capital Projects - Capital Projects						
680.1155	CAPITAL PROJECTS Wells	152,598	151,971	150,000	227,923	150,000
Account Classification Total: Capital Projects - Capital Projects		152,598	151,971	150,000	227,923	150,000
Division Total: 703 - Water		152,598	151,971	150,000	227,923	150,000
Department Total: 70 - Public Works		152,598	151,971	150,000	227,923	150,000
EXPENSES Total		152,598	151,971	150,000	227,923	150,000
Fund REVENUE	Total: 263 - MTBE	160,215	171,557	150,000	148,500	150,000
Fund EXPENSE	Total: 263 - MTBE	152,598	151,971	150,000	227,923	150,000

Account	Account Description	FY 2017-18	FY 2018-19	FY 2019-20	FY 2019-20	FY 2020-21
Fund Total: 263 - MTBE		7,617	19,586	0	(79,423)	0
Fund: 264 - DBCP						
REVENUES						
Use of Money - Use of Money & Property						
412.1000	USE OF MONEY & PROP Investment Earnin	45	79	0	65	0
Account Classification Total: Use of Money - Use of Money & I		45	79	0	65	0
REVENUES Total		45	79	0	65	0
Fund REVENUE	Total: 264 - DBCP	45	79	0	65	0
Fund EXPENSE	Total: 264 - DBCP					
Fund Total: 264 - DBCP		45	79	0	65	0
Fund: 265 - Capital Facilities						
REVENUES						
Use of Money - Use of Money & Property						
412.1000	USE OF MONEY & PROP Investment Earnin	841	231	0	(4,500)	0
Classification Total: Use of Money - Use of Money & Property		841	231	0	(4,500)	0
Intergov - Intergovernmental						
413.1370	INTERGOVT Roosevelt Park	160,150	0	0	0	0
413.1490	INTERGOVT Green Median Project	0	0	412,250	412,250	0
Account Classification Total: Intergov - Intergovernmental		160,150	0	412,250	412,250	0
Miscellaneous - Miscellaneous						
414.1010	MISC Other Miscellaneous Revenue	0	0	200,000	230,000	0
Account Classification Total: Miscellaneous - Miscellaneous		0	0	200,000	230,000	0
Transfers - Transfers						
800.101	TRSF IN General Fund	12,000	12,000	0	77,072	100,000
800.202	TRSF IN Gas Tax	2,562	0	20,000	0	0
800.203	TRSF IN Transportation	0	97,438	0	0	0
800.232	TRSF IN Disposal	0	0	20,000	20,000	0
800.253	TRSF IN Police Impact Fees	0	0	0	0	150,000
800.254	TRSF IN Park Impact Fees	0	0	0	0	108,000
800.301	TRSF IN Public Safety Sales Tax	0	0	200,000	256,168	150,000
800.320	TRSF IN Ambulance	0	0	150,000	150,000	0
800.403	TRSF IN CDBG	0	0	30,000	0	0
Account Classification Total: Transfers - Transfers		14,562	109,438	420,000	503,240	508,000
	REVENUES Total	175,553	109,669	1,032,250	1,140,990	508,000
EXPENSES						
Department: 70 - Public Works						
Division: 706 - Construction						
Capital Projects - Capital Projects						
680.1077	CAPITAL PROJECTS Dinuba Green Median Ir	0	30,220	382,030	459,102	0
680.104	CAPITAL PROJECTS Entertainment Plaza	0	0	0	0	108,000
680.1105	CAPITAL PROJECTS ADA Ramp	2,562	42,782	43,167	43,007	0
680.1125	CAPITAL PROJECTS Downtown	0	0	0	20,000	0
680.1215	CAPITAL PROJECTS Roosevelt Park	159,923	258	0	0	0
680.1230	CAPITAL PROJECTS Fire Station 2	0	0	150,000	150,000	0
680.1240	CAPITAL PROJECTS Police Station	0	0	430,000	486,168	400,000
Account Classification Total: Capital Projects - Capital Projects		162,485	73,260	1,005,197	1,158,277	508,000
Transfer - Transfer						
900.233	TRSF OUT Transit	0	94,232	0	0	0
Account Classification Total: Transfer - Transfer		0	94,232	0	0	0
	Division Total: 706 - Construction	162,485	167,492	1,005,197	1,158,277	508,000
	Department Total: 70 - Public Works	162,485	167,492	1,005,197	1,158,277	508,000
	EXPENSES Total	162,485	167,492	1,005,197	1,158,277	508,000
Fund REVENUE	Total: 265 - Capital Facilities	175,553	109,669	1,032,250	1,140,990	508,000
Fund EXPENSE	Total: 265 - Capital Facilities	162,485	167,492	1,005,197	1,158,277	508,000
	Fund Total: 265 - Capital Facilities	13,068	(57,824)	27,053	(17,287)	0
Fund: 266 - RCR Project						
REVENUES						
Use of Money - Use of Money & Property						
412.1000	USE OF MONEY & PROP Investment Earnin	1,355	2,421	0	2,000	0
Account Classification Total: Use of Money - Use of Money & I		1,355	2,421	0	2,000	0
Miscellaneous - Miscellaneous						
427.1002	INTEREST Wisocki	50	0	0	0	0
Account Classification Total: Miscellaneous - Miscellaneous		50	0	0	0	0
REVENUES Total		1,405	2,421	0	2,000	0
EXPENSES						
Department: 70 - Public Works						
Division: 000 - Non-divisional						
State Grant - State EDBG Grant						
700.1010	STATE GRANT General Administration	1,896	0	0	0	0

City of Dinuba

Account	Account Description	FY 2017-18	FY 2018-19	FY 2019-20	FY 2019-20	FY 2020-21	F
Account Classification Total: State Grant - State EDBG Grant		1,896	0	0	0	0	
Division Total: 000 - Non-divisional		1,896	0	0	0	0	
Department Total: 70 - Public Works		1,896	0	0	0	0	
EXPENSES Total		1,896	0	0	0	0	
Fund REVENUE	Total: 266 - RCR Project	1,405	2,421	0	2,000	0	
Fund EXPENSE	Total: 266 - RCR Project	1,896	0	0	0	0	
Fund Total: 266 - RCR Project		(491)	2,421	0	2,000	0	
	REVENUE GRAND Totals:	1,837,757	2,404,669	4,760,802	3,864,191	5,951,771	
	EXPENSE GRAND Totals:	2,713,804	1,068,036	5,110,764	4,084,346	5,951,271	
	Grand Totals:	-876,046	1,336,633	-349,962	-220,155	500	

DEBT SERVICE FUNDS

The Debt Service funds are used to budget for obligation of principal and interest payments. The Debt Service Funds include the following funds:

- 181 - General Debt Fund 108
- 182 - Water Debt Fund 108
- 183 -Sewer Debt Fund 109
- 185 - Financing Authority Debt Fund 109

City of Dinuba

Account Number	Account Description	FY 2017-18	FY 2018-19	FY 2019-20	FY 2019-20	FY 2020-21
Fund: 181 - General Debt Service						
REVENUES						
Use of Money - Use of Money & Property						
412.1411	USE OF MONEY & PROP 2012	8	8	0	0	0
Account Classification Total: Use of Money - Use of M		8	8	0	0	0
Transfers - Transfers						
800.101	TRSF IN General Fund	387,381	377,993	399,408	399,408	373,631
800.202	TRSF IN Gas Tax	6,381	6,381	6,381	6,381	6,381
800.203	TRSF IN Transportation	6,381	6,381	6,381	6,381	6,381
800.230	TRSF IN Water	6,381	6,381	6,381	6,381	6,381
800.231	TRSF IN Sewer	3,191	3,191	3,191	3,191	3,191
800.232	TRSF IN Disposal	6,381	6,770	6,381	6,381	6,381
800.233	TRSF IN Transit	3,563	3,563	3,563	3,563	3,563
800.234	TRSF IN CNG	6,381	6,381	6,381	6,381	6,381
Account Classification Total: Transfers - Transfers		426,040	417,041	438,067	438,067	412,290
REVENUES Total		426,048	417,049	438,067	438,067	412,290
EXPENSES						
Department: 20 - Administration						
Division: 000 - Non-divisional						
M & O - Maintenance and Operations						
640.1010	SERVICES Professional &	0	950	0	0	0
640.1040	SERVICES Fiscal Agent Fees	1,800	1,960	3,000	3,000	3,000
Account Classification Total: M & O - Maintenance a		1,800	2,910	3,000	3,000	3,000
Principal Pymts - Principal Payments						
710.1055	PRINCIPAL 2012 Land	150,000	150,000	175,000	175,000	175,000
710.1085	PRINCIPAL 2015 BBVA	63,848	67,198	70,724	70,724	74,435
710.2055	PRINCIPAL New World system	78,202	80,845	83,600	83,578	86,403
Account Classification Total: Principal Pymts - Princip		292,050	298,043	329,324	329,302	335,838
Interest Pymts - Interest Payments						
720.1055	INTEREST 2012 Land	58,500	49,500	45,000	45,000	19,250
720.1085	INTEREST 2015 BBVA	61,887	58,524	54,993	54,993	51,282
720.2055	INTEREST New World system	11,121	8,478	5,750	5,745	2,920
Account Classification Total: Interest Pymts - Interest		131,508	116,502	105,743	105,738	73,452
Division Total: 000 - Non-divisional		425,358	417,455	438,067	438,040	412,290
Department Total: 20 - Administration		425,358	417,455	438,067	438,040	412,290
EXPENSES Total		425,358	417,455	438,067	438,040	412,290
Fund REVENUE	Total: 181 - General Debt Service	426,048	417,049	438,067	438,067	412,290
Fund EXPENSE	Total: 181 - General Debt Service	425,358	417,455	438,067	438,040	412,290
Fund Total: 181 - General Debt Service		690	(406)	0	27	0
Fund: 182 - Water Debt Service						
REVENUES						
Use of Money - Use of Money & Property						
412.1000	USE OF MONEY & PROP	0	0	5	600	100
412.1408	USE OF MONEY & PROP 2009	410	1,006	0	520	0
Account Classification Total: Use of Money - Use of M		410	1,006	5	1,120	100
Transfers - Transfers						
800.230	TRSF IN Water	324,298	321,593	515,421	515,421	515,421
800.250	TRSF IN Water Impact Fees	(135,394)	(143,833)	87,075	87,075	87,075
Account Classification Total: Transfers - Transfers		188,904	177,760	602,496	602,496	602,496
REVENUES Total		189,314	178,766	602,501	603,616	602,596
EXPENSES						
Department: 70 - Public Works						
Division: 703 - Water						
M & O - Maintenance and Operations						
640.1040	SERVICES Fiscal Agent Fees	1,200	1,200	44,825	44,825	44,825
Account Classification Total: M & O - Maintenance a		1,200	1,200	44,825	44,825	44,825
Principal Pymts - Principal Payments						
710.2010	PRINCIPAL Clean Water Loan	0	0	96,517	96,517	99,405
710.2040	PRINCIPAL SDWSRF Safe Drinking	0	0	339,568	339,568	348,454
Account Classification Total: Principal Pymts - Princip		0	0	436,085	436,085	447,859
Interest Pymts - Interest Payments						
720.2010	INTEREST Clean Water Loan 1998	26,991	14,239	12,904	12,904	10,015
720.2040	INTEREST SDWSRF Safe Drinking	112,114	113,064	108,682	108,682	99,796
Account Classification Total: Interest Pymts - Interest		139,104	127,303	121,586	121,586	109,811
Division Total: 703 - Water		140,304	128,503	602,496	602,496	602,495
Department Total: 70 - Public Works		140,304	128,503	602,496	602,496	602,495
EXPENSES Total		140,304	128,503	602,496	602,496	602,495
Fund REVENUE	Total: 182 - Water Debt Service	189,314	178,766	602,501	603,616	602,596
Fund EXPENSE	Total: 182 - Water Debt Service	140,304	128,503	602,496	602,496	602,495
Fund Total: 182 - Water Debt Service		49,010	50,263	5	1,120	101

City of Dinuba

Account Number	Account Description	FY 2017-18	FY 2018-19	FY 2019-20	FY 2019-20	FY 2020-21
Fund: 183 - Sewer Debt Service						
REVENUES						
Use of Money - Use of Money & Property						
412.1406	USE OF MONEY & PROP 2007	2,086	10,106	1,000	7,800	0
412.1412	USE OF MONEY & PROP 2012	7,956	10,990	76,500	76,500	76,500
Account Classification Total: Use of Money - Use of M		10,043	21,096	77,500	84,300	76,500
Transfers - Transfers						
800.230	TRSF IN Water	75,375	77,900	0	0	0
800.231	TRSF IN Sewer	579,007	465,801	913,465	913,465	868,692
800.251	TRSF IN Sewer Impact Fees	100,000	200,000	0	0	0
Account Classification Total: Transfers - Transfers		754,382	743,701	913,465	913,465	868,692
Other - Other Financing Sources						
415.1020	OTH FIN SOURCES Proceeds of	0	0	0	2,360,000	0
Account Classification Total: Other - Other Financing		0	0	0	2,360,000	0
REVENUES Total		764,425	764,797	990,965	3,357,765	945,192
EXPENSES						
Department: 70 - Public Works						
Division: 705 - Sewer Collection						
M & O - Maintenance and Operations						
640.1040	SERVICES Fiscal Agent Fees	9,790	9,079	0	2,200	0
690.1240	SPC DEPT EXP Cost of Issuance	0	0	0	217,484	0
Account Classification Total: M & O - Maintenance a		9,790	9,079	0	219,684	0
Principal Pymts - Principal Payments						
710.1035	PRINCIPAL 2007 Wastewater	0	0	75,000	2,505,000	0
710.1060	PRINCIPAL 2012 Wastewater	0	0	415,000	415,000	420,000
710.1105	PRINCIPAL 2019 Wastewater	0	0	0	0	107,000
710.2035	PRINCIPAL ECE - ARRA	0	0	42,382	42,382	0
Account Classification Total: Principal Pymts - Princi		0	0	532,382	2,962,382	527,000
Interest Pymts - Interest Payments						
720.1010	INTEREST 1998 Bond #2	4,925	(128,730)	0	0	0
720.1035	INTEREST 2007 Wastewater	138,154	178,673	131,382	131,382	0
720.1043	INTEREST 2010 Bonds	0	0	76,500	76,500	76,500
720.1060	INTEREST 2012 Wastewater	365,379	445,376	249,488	249,488	241,138
720.1105	INTEREST 2019 Wastewater		0		0	61,353
720.2035	INTEREST ECE - ARRA	1,891	1,065	212	212	0
Account Classification Total: Interest Pymts - Interes		510,348	496,383	457,582	457,582	378,991
Transfer - Transfer						
900.262	TRSF OUT Sewer Construction	83,298	84,134	0	0	0
Account Classification Total: Transfer - Transfer		83,298	84,134	0	0	0
Division Total: 705 - Sewer Collection		603,437	589,595	989,964	3,639,648	905,991
Department Total: 70 - Public Works		603,437	589,595	989,964	3,639,648	905,991
EXPENSES Total		603,437	589,595	989,964	3,639,648	905,991
Fund REVENUE	Total: 183 - Sewer Debt Service	764,425	764,797	990,965	3,357,765	945,192
Fund EXPENSE	Total: 183 - Sewer Debt Service	603,437	589,595	989,964	3,639,648	905,991
Fund Total: 183 - Sewer Debt Service		160,988	175,202	1,001	(281,883)	39,201
Fund: 185 - Financing Authority Debt Service						
REVENUES						
Use of Money - Use of Money & Property						
412.1000	USE OF MONEY & PROP	(8,575)	(8,563)	0	(700)	0
412.1407	USE OF MONEY & PROP 2007	2	0	0	0	0
412.1413	USE OF MONEY & PROP 2012	6,356	33,822	5,000	16,500	0
412.1418	USE OF MONEY & PROP 2016	6	0	0	208	0
Account Classification Total: Use of Money - Use of M		(2,211)	25,259	5,000	16,008	0
Transfers - Transfers						
800.101	TRSF IN General Fund	254,242	270,785	279,846	279,846	292,612
800.202	TRSF IN Gas Tax	28,428	7,994	8,937	8,937	9,508
800.203	TRSF IN Transportation	414,454	417,238	417,405	417,405	421,029
800.215	TRSF IN Fleet Maintenance	8,581	9,143	9,143	9,143	10,874
800.230	TRSF IN Water	240,762	254,411	280,044	280,044	295,561
800.231	TRSF IN Sewer	490,468	495,892	506,078	506,078	509,064
800.232	TRSF IN Disposal	9,989	10,659	11,916	11,916	12,677
800.252	TRSF IN Transportation Impact	150,359	141,958	147,864	147,864	150,530
800.301	TRSF IN Public Safety Sales Tax	3,832	4,089	4,571	4,571	4,863
Account Classification Total: Transfers - Transfers		1,601,115	1,612,169	1,665,804	1,665,804	1,706,718
Other - Other Financing Sources						
415.1060	OTH FIN SOURCES Sale of City	0	0	0	1,000	0
Account Classification Total: Other - Other Financing		0	0	0	1,000	0
REVENUES Total		1,598,904	1,637,427	1,670,804	1,682,812	1,706,718
EXPENSES						
Department: 20 - Administration						
Division: 000 - Non-divisional						
M & O - Maintenance and Operations						

City of Dinuba

Account Number	Account Description	FY 2017-18	FY 2018-19	FY 2019-20	FY 2019-20	FY 2020-21
640.1040	SERVICES Fiscal Agent Fees	10,025	7,650	10,000	10,000	7,650
Account Classification Total: M & O - Maintenance o		10,025	7,650	10,000	10,000	7,650
Principal Pymts - Principal Payments						
710.1065	PRINCIPAL 2012 Public Works	420,000	420,000	435,000	435,000	445,000
710.1075	PRINCIPAL 2013 Solar	80,983	113,567	173,126	173,126	213,609
710.1095	PRINCIPAL 2016 Measure R	235,000	215,000	220,000	220,000	230,000
Account Classification Total: Principal Pymts - Princip		735,983	748,567	828,126	828,126	888,609
Interest Pymts - Interest Payments						
720.1065	INTEREST 2012 Public works	318,138	309,738	300,644	300,644	290,188
720.1075	INTEREST 2013 Solar	349,596	345,863	340,484	340,484	332,805
720.1095	INTEREST 2016 Measure R	201,500	197,000	191,550	191,550	184,800
Account Classification Total: Interest Pymts - Interest		869,233	852,600	832,678	832,678	807,793
Division Total: 000 - Non-divisional		1,615,242	1,608,818	1,670,804	1,670,804	1,704,052
Department Total: 20 - Administration		1,615,242	1,608,818	1,670,804	1,670,804	1,704,052
EXPENSES Total		1,615,242	1,608,818	1,670,804	1,670,804	1,704,052
Fund REVENUE	Total: 185 - Financing Authority De	1,598,904	1,637,427	1,670,804	1,682,812	1,706,718
Fund EXPENSE	Total: 185 - Financing Authority De	1,615,242	1,608,818	1,670,804	1,670,804	1,704,052
Fund Total: 185 - Financing Authority Debt Service		(16,338)	28,610	0	12,008	2,666
	REVENUE GRAND Totals:	2,978,690	2,998,039	3,702,337	6,082,260	3,666,796
	EXPENSE GRAND Totals:	2,784,341	2,744,371	3,701,331	6,350,988	3,624,828
	Grand Totals:	194,349	253,668	1,006	-268,728	41,968

City Council Staff Report

Department: POLICE SERVICES June 9, 2020

To: Mayor and City Council

From: Devon Popovich, Chief of Police

Subject: Mark Wilder, Police Officer, Retirement (DP)

RECOMMENDATION

Recognition and gratitude for 13 years of service as a full-time Police Officer to the City of Dinuba effective May 27, 2020.

EXECUTIVE SUMMARY

None

OUTSTANDING ISSUES

None

DISCUSSION

None

FISCAL IMPACT

None

PUBLIC HEARING

None

City Council Staff Report

Department: POLICE SERVICES June 9, 2020

To: Mayor and City Council

From: Devon Popovich, Chief of Police

Subject: Andrew Loera, Police Officer (DP)

RECOMMENDATION

Recognition of Police Officer Andrew Loera on his recent promotion from Reserve Officer to full-time Police Officer status effective May 24, 2020.

EXECUTIVE SUMMARY

None

OUTSTANDING ISSUES

None

DISCUSSION

None

FISCAL IMPACT

None

PUBLIC HEARING

None

City Council Staff Report

Department: POLICE SERVICES June 9, 2020

To: Mayor and City Council

From: Devon Popovich, Chief of Police

Subject: Sam Hara, Evidence Technician (DP)

RECOMMENDATION

Recognition of Sam Hara on his recent promotion from Animal Control Officer to full-time Police Evidence Technician effective May 4, 2020.

EXECUTIVE SUMMARY

None

OUTSTANDING ISSUES

None

DISCUSSION

None

FISCAL IMPACT

None

PUBLIC HEARING

None

City Council Staff Report

Department: CITY MANAGER'S OFFICE June 9, 2020

To: Mayor and City Council

From: Linda Barkley, City Clerk

Subject: City Council Special Meeting Minutes, May 21, 2020 (LB)

RECOMMENDATION

Council to review and approve the meeting minutes of May 21, 2020 as presented.

EXECUTIVE SUMMARY

None.

OUTSTANDING ISSUES

None.

DISCUSSION

None.

FISCAL IMPACT

None.

PUBLIC HEARING

None required.

ATTACHMENTS:

City Council Meeting Minutes, May 21, 2020

CITY COUNCIL
SPECIAL MEETING
(Teleconferenced)

May 21, 2020
MINUTES

COUNCIL MEMBERS PRESENT:

Thusu, Reynosa, Launer, Longoria, Morales (4:07 pm)

COUNCIL MEMBERS ABSENT:

None.

STAFF MEMBERS PRESENT:

Luis Patlan, City Manager
Daniel James, Assistant City Manager
Linda Barkley, City Clerk
Nancy Jenner, City Attorney
Maggie Moreno, Administrative Services Director
Stephanie Hurtado, Community Services Director
Ismael Hernandez, Public Works Director
Devon Popovich, Police Chief
Chad Thompson, Fire Chief
Jason Watts, City Engineer

Members of the public present: Eddie Valero, Tulare County Supervisor, District 4

1. OPENING CEREMONIES

1.1. Welcome and Call to Order

The meeting was called to order at 4:00 pm.

1.2. Invocation

The invocation was led by City Clerk Barkley.

1.3. Pledge of Allegiance

The flag salute was led by Tulare County Supervisor Eddie Valero.

2. AGENDA CHANGES OR DELETIONS

To better accommodate members of the public or convenience in the order of presentation, items on the agenda may not be presented or acted upon in the order listed. Additions to Agenda may be added only pursuant to California Government Code section 54956.8.

None.

3. **REQUEST TO ADDRESS COUNCIL - Pursuant to Governor Newsom's Executive Order N-29-20, the meeting will be held via teleconference. Those wishing to correspond with the City Council, may do so at info@dinuba.ca.gov by 3:00 pm the day of the meeting. Please submit comments concerning public hearing items via the same email address.**

This portion of the meeting is reserved for any person who would like to address the Council on any item that is not on the agenda. Please be advised that State law does not allow the City Council to discuss or take any action on any issue not on the agenda. The City Council may direct staff to follow up on such item(s). Speakers are limited to three (3) minutes. If there is any person wishing to address the City Council at this time please approach the podium and state your name and nature of the request.

None.

4. **DEPARTMENT REPORTS**

4.1. SUBJECT

Covid-19 Update

RECOMMENDATION

Council to receive update on recent developments regarding Covid-19 pandemic. This an informational item only.

City Manager Patlan shared information concerning the Governor's road map in the Covid-19 recovery plan.He explained there are 26 counties who have already approved plans to move into stage 2. Stage 3 includes but is not limited to personal services, religious venues, pro sports, festivals, and restaurants. Tulare County is working diligently with the state so we can move into the latter part of stage 2. Tuesday the Board of Supervisors voted to move Tulare County straight into stage 3. We are currently in stage 2 under the governor's order. We can only move to the latter part of stage 2 if the governor approves it. As a result of the Tulare County Board of Supervisor action this week, a letter from the Tulare County OES office directed to the county was issued, notifying the county that Covid-19 related funding for reimbursement could be adversely affected.

Supervisor Valero noted that the action taken earlier in the week by the County Board of Supervisors in a 3-2 vote, has pushed the county "through" stage 3 and not "to" stage 3. No other county in the state has done so. The state has discretion to revoke licenses for those who run personal services and restaurants. ABC can also revoke liquor licenses. Citatons won't be issued. There will be no enforcement at the county level. The action taken by the Board of Supervisors with regards with what the state may or may not do it is left to the state. Valero also reported that the action the Board of Supervisors took included that the county would not be following the county's health department recommendations but would follow the state's recommendations.

Valero reported that the cities of Tulare, Visalia and Porterville have decided to continue to adhere to the governor's orders despite the Board's decision. Those

cities also plan to write letters concerning the matter of being penalized even though they don't follow the County's recommendations. Valero asked where the city of Dinuba stands,

Vice Mayor Longoria asked how close we are to opening.

Valero said that discussion was supposed to happen when the county decided to go through stage 3; however, due to the vote, the county moved directly through stage 3 and not to stage 3. Valero said we are currently in Stage 3. He reported that with regards to the application to move forward, it is still an agenda item at this point.

Mayor Thusu thanked Supervisor Valero for coming to speak to the Council.

City Manager Patlan reported that this was a special meeting to allow the supervisor to come and share what the Board is doing. The ultimate responsibility is based on what the individual does or does not do practicing good hygiene and safe distancing. These restrictions have gone all the way to the least common denominator. the county has told businesses open up at your own discretion. Unfortunately for those places licensed by the state, they are still under the state's auspices and if they open up as provided by the county, they face certain reprimand.

City Manager Patlan said there are many things for those businesses to consider. In Dinuba, we have done what we can to advise our businesses to voluntarily comply, to remain socially distant. Our approach has been to not use aggressive enforcement, to encourage compliance. We need folks to understand that the virus is still out there. We hope the governor holds true to his words in saying that we are weeks away from stage 3. Nothing has really changed from the city's stance. We will continue social distancinng, compliance with the state orders and stay at home orders.

5. MAYOR/COUNCIL REPORTS

None.

6. CITY MANAGER COMMUNICATIONS

None.

7. CITY STAFF COMMUNICATIONS

None.

8. ADJOURNMENT

Mayor Thusu adjourned the meeting at 4:39 pm.

City Council Staff Report

Department: CITY MANAGER'S OFFICE June 9, 2020

To: Mayor and City Council

From: Linda Barkley, City Clerk

Subject: City Council Meeting Minutes, May 26, 2020 (LB)

RECOMMENDATION

Council to review and approve the City Council meeting minutes of May 26, 2020 as presented.

EXECUTIVE SUMMARY

None.

OUTSTANDING ISSUES

None.

DISCUSSION

None.

FISCAL IMPACT

None.

PUBLIC HEARING

None required.

ATTACHMENTS:

City Council Meeting Minutes, May 26, 2020

CITY COUNCIL
REGULAR MEETING AGENDA
(Teleconferenced)

May 26, 2020
MINUTES

COUNCIL MEMBERS PRESENT:

Thusu, Longoria, Morales, Launer, Reynosa

COUNCIL MEMBERS ABSENT:

None.

STAFF MEMBERS PRESENT:

Barkley, Hernandez, Hurtado, James, Jenner, Moreno, Patlan, Thompson, Watts, Solis

1. OPENING CEREMONIES

1.1. Welcome and Roll Call

Mayor Thusu called the meeting to order at 6:30 pm.

1.2. Invocation

City Clerk Barkley led the invocation.

1.3. Pledge of Allegiance

The flag salute was led by Maggie Moreno.

2. AGENDA CHANGES OR DELETIONS

To better accommodate members of the public or convenience in the order of presentation, items on the agenda may not be presented or acted upon in the order listed. Additions to Agenda may be added only pursuant to California Government Code section 54956.8.

Council Member Launer asked to discuss item 4.5.prior to consideration of the consent calendar.

3. REQUEST TO ADDRESS COUNCIL - Pursuant to Governor Newsom's Executive Order N-29-20, the meeting will be held via teleconference. Those wishing to correspond with the City Council, may do so at info@dinuba.ca.gov by 5:00 pm the day of the meeting. Please submit comments concerning public hearing items via the same email address.

This portion of the meeting is reserved for any person who would like to address the Council on any item that is not on the agenda. Please be advised that State law does not allow the City Council to discuss or take any action on any issue not on the

agenda. The City Council may direct staff to follow up on such item(s). Speakers are limited to three (3) minutes. If there is any person wishing to address the City Council at this time please approach the podium and state your name and nature of the request.

None.

4. CONSENT CALENDAR

Matters listed under the Consent Calendar are considered routine and will be enacted by one motion and one vote. There will be no separate discussion of these items. If discussion is desired, a member of the audience or a Council Member may request an item be removed from the Consent Calendar and it will be considered separately.

4.1. SUBJECT

Resolution No. 2020-29, Adopting DART's Title VI Program for Compliance with Civil Rights Act of 1964 for Federal Transit Funds (IH)

RECOMMENDATION

Council adopt Resolution No. 2020-29 approving the Dinuba Area Regional Transits (DART's)Title VI Program for compliance with the Civil Rights Act of 1964.

4.2. SUBJECT

Authorization to Approve a One Year Extension for Professional Services Contract to Yamabe & Horn Engineering, Inc. for On-Call Civil Engineering Services with a Designated City Engineer (IH)

RECOMMENDATION

Council authorize a one year contract extension to Yamabe & Horn Engineering, Inc. for on-call civil engineering services with a designated City Engineer extending their contract to May 31, 2021.

4.3. SUBJECT

City Council Meeting Minutes, May 12, 2020 (LB)

RECOMMENDATION

Council to review and approve the meeting minutes of May 12, 2020 as presented.

4.4. SUBJECT

Resolution No. 2020-28 Authorizing Submittal of Annual Claim for State Highway Account Funds in Exchange for Regional Surface Transportation Program (RSTP) Funds for FY 19-20 (IH)

RECOMMENDATION

Council adopt Resolution No. 2020-28 authorizing the Public Works Director to submit a claim to the Tulare County Association of Governments (TCAG) to exchange the City's Fiscal Year 2019-2020 Regional Surface Transportation Program (RSTP) funds for State Highway Account Funds in the estimated amount of $289,860.

4.5. SUBJECT

Resolution No. 2020-30 Dedication of Property in Fee for Public Street and Utility Purposes (JW)

RECOMMENDATION

Staff recommends that council, in one motion, adopt Resolution No. 2020-30 which:

1. Accepts the property along Kamm Avenue in fee for Public Street and Utility Purposes.

2. Authorizes the City of Dinuba to exchange a portion of property on the northside of the Garcia property for a portion of property along the southside fronting Kamm Avenue via a Quitclaim Deed.

3. Authorizes the City Manager or designee to sign the Quitclaim deed.

4.6. SUBJECT

Award of Contract for Well No. 21 Test Well (JW)

RECOMMENDATION

Council to award the contract for the Well No. 21 Test Well to Johnson Drilling Company, Inc. in the amount of $113,250.00 and authorize the City Manager or designee to sign the contract documents.

Item 4.5. was discussed per Council Member Launer's request.

Council Member Launer said landowner Sam Febres was present at the teleconferenced meeting and she asked City Engineer Watts to present items being voted upon.

Council Member Launer asked the property boundary markers should be installed where they need to be installed for both property owners. Engineer Watts said both property owners asked for it and both will be marked at the same time by survey crews.

Mayor Thusu said one of the property owners was very complimentary of City Engineer Watts as he was very helpful to them.

A motion was made by Council Member Morales, second by Vice Mayor Longoria, to approve the consent calendar as presented.

Ayes: Launer, Longoria, Morales, Reynosa, Thusu

5. WARRANT REGISTER

5.1. SUBJECT

Warrant Register May 15 & 22, 2020 (MM)

RECOMMENDATION

Council to review and approve the warrant register as presented.

A motion was made by Council Member Launer, second by Vice Mayor Longoria, to approve the warrant register as presented.

Ayes: Launer, Longoria, Morales, Reynosa, Thusu

6. DEPARTMENT REPORTS

6.1. SUBJECT

2020 Dinuba Fireworks Booth Sales (LB)

RECOMMENDATION

Council to receive informational update on the fireworks booth sales for July 4th holiday.

City Clerk Barkley presented an item to the City Council with a request for direction as to whether or not to allow fireworks booths this year.

City Manager Patlan noted that under the current governor's plan, large gatherings are included in stage 4. That is the biggest difference between the fireworks booths and holding the fireworks show for the public at the golf course. Families should not be penalized if they want to celebrate our country's independence. Unless things change between now and then, this is a good option to allow them to celebrate.

Council Member Launer stated she is in favor of allowing booths. Neighborhood fireworks are never large gatherings and so it has nothing to do with the ffireworks booths.

Vice Mayor Longoria asked if there will be a protocol for safety. Patlan reported that a sample protocol is attached to the staff report. The Council concurred.

A motion was made by Council Member Reynosa, second by Vice Mayor Longoria, to allow the sale of firewworks for the 2020 Independence Day season.

Ayes: Launer, Longoria, Morales, Reynosa, Thusu

6.2. SUBJECT

2020 Dinuba Independence Day Celebration (SH)

RECOMMENDATION

Council authorize the cancellation of the 2020 Independence Day Celebration on July 3, 2020.

Community Services Director Hurtado presented information to the City Council

in regard to the annual Independence Day celebration. Hurtado requested authorization to cancel the event in light of the current Covid-19 pandemic.

Mayor Thusu asked if there is anything else the city could do to celebrate Independence Day and not necessarily a large gathering or fireworks.. He requested Council to consider it.

Hurtado said that in her opinion, folks being allowed to participate in fireworks booth sales is important because it allows the community to continue to celebrate Independence Day.

A motion was made by Council Member Launer, second by Council Member Morales, to cancel the 2020 Dinuba Independence Day Celebration in light of the Covid-19 pandemic.

Ayes: Launer, Longoria, Morales, Reynosa, Thusu

6.3. SUBJECT

Annual Audit Report Fiscal Year 2018-2019 (MM)

RECOMMENDATION

Council to accept the Independent Auditor's Report for the Fiscal Year 2018-19.

Administrative Services Director Moreno introduced Brian Young, a partner with Lance, Soll and Lungard audit firm.

Young presented the Audit Report (CAFR,. the summary of the audit process and the audit letters.

Mayor Thusu asked Young about the city's internal controls.

Young reported that our staff is working to implement their corrective actions. There is always an element of risk but they are working to improve.

City Manager Patlan stated that since Moreno has been with the city, she and her team have worked to make many changes to various funds and sometimes her fellow colleagues get frustrated but she needs to make sure that the findings get implemented. He explained he is pleased and hoped next year's audit will be the same if not better.

Mayor Thusu commended staff.

A motion was made by Council Member Launer, second by Council Member Morales, to accept the CAFR as presented.

Ayes: Launer, Longoria, Morales, Reynosa, Thusu

6.4. SUBJECT

Covid-19 Update (LP)

RECOMMENDATION

Council to receive informational update regarding Covid-19 pandemic and provide direction to staff as necessary.

City Manager Patlan presented an update on Covid-19. Governor announced some counties to move into stage 3. now allowing some counties to open places of worship with stipulations. only for counties who have submitted a testation. 47 counties have moved in to stage 3. includes barber shoops, hair salons and dine-in restaurants. Today Tulare County submitted their regional variance. it takes 24 to 36 hours to post them on the state's website. as soon as that is done, he and James will be working on an announcement. Staff has been getting calls from impacted businesses and places of worship. There is much information and unless you follow it careully, it's hard to understand that you must be part of a regional variance and post it on your website. we hope that between 1 to 3 days we can post somethng on the webste.

He wants to teh Council to think about when they want to transition back to open council meetings and staff will be discussing tomorrow when do we start opening city offices to the public.

Longoria asked if the next meeting will be open to the public. Patlan said that is up to the Council. It would be done with proper social distancing.

Mayor Thusu said he would like to wait and see what the progress is.the Council concurred.

7. MAYOR/COUNCIL REPORTS

Council Member Morales expressed that it's unfortunate that Memorial Day was not celebrated

Vice Mayor Longoria asked if the Public Safety Commissioners could have an orientation prior to their first meeting.

City Manager Patlan agreed that is a good idea and we will contact them this week.

Council Member Launer congratulated staff members Moreno and Solis for their work with the budget and the audit.

Council Member Reynosa requested that a proclamation be created for Dinuba's graduates. City Manager Patlan said we will add that to the June 9 council meeting.

Mayor Thusu thanked staff for remaining calm and that we proceed the way we are and thanked the Council for their leadership and upper management as well as staff in general for their work during this time.

8. CITY MANAGER COMMUNICATIONS

City Manager Patlan shared that when staff holds their meetings its always good to hear that none of our staff has tested positive for Covid-19. He said he will make sure to convey the comments to staff.

9. CITY STAFF COMMUNICATIONS

None.

10. CLOSED SESSION

10.1. Conference with Legal Counsel - Anticipated Litigation (NJ)

Pursuant to GC Section 54956.9(b), the City Council will meet in closed session to discuss initiation of litigation. One (1) case.

No action taken.

11. ADJOURNMENT

Mayor Thusu adjourned the meeting at 7:42 pm.

City Council Staff Report

Department: PUBLIC WORKS June 9, 2020

To: Mayor and City Council

From: Ismael Hernandez, Public Works Director

By: George Avila, Business Manager

Subject: Renewal of Fresno County Rural Transit (FCRTA) Agreement for FY 20-21 (IH)

RECOMMENDATION

Council approve the FY 20-21 renewal of the Fresno County Rural Transit Agency (FCRTA) Agreement for the Dinuba Connection Transit Route in the amount of $51,000.

EXECUTIVE SUMMARY

The Dinuba Area Regional Transit (DART) system operates the "Dinuba Connection" with stops in the Cities of Dinuba and Reedley. Since a portion of the riders on this route originate in Reedley (Fresno County), the Fresno County Rural Transit Agency (FCRTA) has agreed to fund a portion of the operating costs. The approval of the subject Agreement will allow the City to be reimbursed up to $51,000 during FY 20-21.

OUTSTANDING ISSUES

None.

DISCUSSION

The City of Dinuba operates the Dinuba Area Regional Transit (DART) system. The DART operates four fixed routes, three in Dinuba and one that connects Dinuba to the City of Reedley. Referred to as "Dinuba Connection", this route has stops at Reedley College, Reedley Hospital, Department of Motor Vehicles (DMV), Walmart & Tulare Works. Since its inception, the Dinuba Connection route has been very successful as ridership remains steady. On average, the Dinuba Connection provides approximately 2,000 rides per month.

The Fresno County Rural Transit Agency (FCRTA) has agreed to pay for a portion of the operating expenditures for the Dinuba Connection given that some of the riders on this route originate in the City of Reedley. For FY 20-21, FCRTA has agreed to pay up to $51,000 for expenses such as contractual services, fleet repair and maintenance, and fuel. This represents about 25% of the annual cost to operate the Dinuba Connection route. In addition to sharing the cost to operate the route, FCRTA is entitled to receive a commensurate amount of the route's farebox revenue. The terms of the City's arrangement with FCRTA are memorialized in the Agreement enclosed herein as Attachment 'A'.

FISCAL IMPACT

Renewal of this agreement will allow the City to be reimbursed for a portion of the cost to operate the Dinuba Connection transit route or up to $51,000. Without this agreement transit expenditures would increase significantly.

PUBLIC HEARING

None.

ATTACHMENTS:

A. FCRTA FY 20-21 Agreement

2020-2021
AGREEMENT BETWEEN
THE CITY OF DINUBA
AND
THE FRESNO COUNTY RURAL TRANSIT AGENCY

This Agreement made and entered into this 30th day of June 2020 by and between the City of Dinuba, hereinafter referred to as "Contractor", and the Fresno County Rural Transit Agency, hereinafter referred to as "FCRTA". The Contractor and the FCRTA are each a “Party” to this Agreement, and are collectively the “Parties” to this Agreement.

WITNESSETH:

WHEREAS, the updated 2018 Regional Transportation Plan for Fresno County, (adopted: July 26, 2018) recognized the potential provision of public transportation service between the City of Reedley in Fresno County and the City of Dinuba in Tulare County; and

WHEREAS, the Short Range Transit Plan (“SRTP”) for the Rural Fresno County Area: 2020-2024 adopted by the Fresno Council of Governments (“Fresno COG”) on June 27, 2019 to serve as the Plan for potential service expansion opportunities as a result of the successful passage of Measure-C in November 2006; and

WHEREAS, Tulare County was also successful in their passage of Measure-R in November 2006; and

WHEREAS, the Contractor has continued to express a desire to extend a portion of their Dinuba Transit services beyond the City of Dinuba to offer services from their community, the Dinuba Transit Center and Dinuba Vocational Center into Fresno County to the City of Reedley for the expressed purpose of seeking on-the-job training opportunities at the Adventist Medical Center – Reedley Hospital and educational opportunities at Reedley College; Monday through Friday from 7:00am to 9:00pm; and

WHEREAS, the FCRTA is also interested in the reciprocal arrangements to facilitate ridership from residents of Eastern Fresno County Cities including: Reedley, Orange Cove, Parlier, and Sanger by way of Reedley Transit and Orange Cove Transit's inter-city services; and

WHEREAS, the total cost for said services has been calculated as Two Hundred and One Thousand Two Hundred Twenty Nine Dollars ($201,229.00), and the two Parties agree as herein provided that the Contractor shall pay at least One Hundred and Fifty Thousand Two Hundred and Twenty Nine Dollars ($150,229.00) of that total cost, and the FCRTA shall pay up to a maximum amount of Fifty-One Thousand Dollars ($51,000.00) of that total cost to the Contractor; and

WHEREAS, both Parties intend to utilize a portion of their respective local Measure-C and Measure-R Sales Tax revenues to implement this services expansion to determine it ongoing viability in meeting standard performance measures consistent with rules and regulations stipulated in the California Transportation Development Act of 1971, as amended.

NOW THEREFORE, and in consideration of the foregoing and of the mutual promises hereafter expressed, and intended to be legally bound thereby, the Parties do mutually agree as follows:

ARTICLE I. COST SHARING OF THE INTER-COUNTY TRANSIT SERVICE BETWEEN THE CITY OF DINUBA IN TULARE COUNTY AND THE CITY OF REEDLEY IN FRESNO COUNTY.

The FCRTA hereby engages the Contractor to provide public transportation service between the City of Dinuba and the City of Reedley, as referenced above, and as set forth in Article II of this Agreement, from July 1, 2020 through June 30, 2021. The maximum amount of compensation to the Contractor, under this Agreement shall not exceed $51,000.00.

ARTICLE II. DESCRIPTION OF SERVICE

A. General Provisions

The Contractor agrees to provide public transportation service between the City of Dinuba and the City of Reedley with the operation of one (1) vehicle, provided by the City of Dinuba, in accordance with the route and schedule described below, for a total of two thousand, nine hundred and sixty-eight (2,968) vehicle service hours. The Contractor shall comply with all applicable laws and licensing requirements in the provision of services under this Agreement.

B. Transit Service Area

The Contractor shall provide service on scheduled fixed route basis with a minimum of one (1) vehicle. The Transit Service Area Map is attached hereto and incorporated herein by reference as Exhibit-1.

C. Hours of Service

The Contractor shall provide public transportation service Monday through Friday, from 7:05am to 8:55pm, except on the following holidays observed by the Contractor: Independence Day; Labor Day; Thanksgiving Day; Christmas Day; New Year's Day; and Memorial Day.

D. Fare Collection and Accounting

The Contractor shall be responsible for the collection and accounting of all fares. The Contractor shall remit on a monthly basis ten percent (10%) of the fares collected to the FCRTA.

E. Insurance

The Contractor shall secure and maintain throughout the term of this Agreement, or extensions thereof, automobile liability (Bodily Injury and Property Damage) not less than $10,000,000 per occurrence.

The Contractor shall provide the FCRTA with a valid "certificates of insurance" reflecting the above and further that said coverage has the following endorsements:

1. In that the FCRTA and their appointive and elective officers and employees are "additionally named insured".

2. That said policy shall not be canceled or terminated except upon thirty (30) days prior written notice to the other Parties of this agreement.

Said certificates or other proof of the required insurance, acceptable to the FCRTA, shall be provided before the Contractor commences performance under this Agreement or extensions thereof.

The Contractor shall secure and maintain workers compensation coverage as required by statute. The Contractor shall assume any and all liability for non-compliance with this provision.

F. Indemnification

The Contractor agrees to indemnify, save, hold harmless, and defend the FCRTA, its boards, committees, representatives, officer, agents, and employees from and against any and all costs and expenses (including reasonable attorney's fees and litigation costs), damages, liabilities, claims, and losses, of any nature whatsoever arising out of or in any way contacted to Contractor's performance of this Agreement.

ARTICLE III. BILLING AND PAYMENT FOR SERVICE

Subject to the maximum compensation of Fifty-One Thousand Dollars ($51,000.00), the Contractor shall submit an itemized (accounting for one-half the actual number of service hours multiplied by $44.93 - the rate per vehicle service hour) invoice bill to the FCRTA, subject to the maximum amount payable of Fifty-One Thousand Dollars ($51,000.00). The FCRTA shall make payment on the billing within thirty (30) days from receipt of said bill.

ARTICLE IV. CHARTER BUS REQUIREMENTS - 49 U.S.C. 5323(d); 49 CFR Part 604

Charter Service Operations - The Contractor agrees to comply with 49 U.S.C. 5323(d) and 49 CFR Part 604, which provides that recipients (Caltrans) and subrecipients (FCRTA) of FTA assistance are prohibited from providing charter service using federally funded equipment or facilities if there is at least one (1) private charter operator willing and able to provide the service, except under one (1) of the exceptions at 49 CFR 604.9. Any charter service provided under one (1) of the exceptions must be "incidental," i.e., it must not interfere with or detract from the provision of mass transportation.

ARTICLE V. SCHOOL BUS REQUIREMENTS - 49 U.S.C. 5323(F); 49 CFR Part 605

School Bus Operations - Pursuant to 69 U.S.C. 5323(f) and 49 CFR Part 605, recipients (Caltrans) and subrecipients (FCRTA) of FTA assistance may not engage in school bus operations exclusively for the transportation of students and school personnel in competition with private school bus operators unless qualified under specified exemptions. When operating exclusive school bus service under an allowable exemption, recipients (Caltrans) and subrecipients (FCRTA) may not use federally funded equipment, vehicles, or facilities.

ARTICLE VI. CLEAN WATER REQUIREMENTS - 33 U.S.C. 1251

Clean Water -

A. The Contractor agrees to comply with all applicable standards, orders or regulations issued pursuant to the Federal Water Pollution Control Act, as amended, 33 U.S.C. 1251 et seq . The Contractor agrees to report each violation to the FCRTA and understands and agrees that the FCRTA will, in turn, report each violation as required to assure notification to FTA and the appropriate EPA Regional Office.

B. The Contractor also agrees to include these requirements in each subcontract exceeding $100,000 financed in whole or in part with Federal assistance provided by FTA.

ARTICLE VII. LOBBYING - 31 U.S.C. 1352; 49 CFR Part 19; 49 CFR Part 20

The undersigned Contractor certifies, to the best of his or her knowledge and belief, that:

A. No Federal appropriated funds have been paid or will be paid, by or on behalf of the undersigned, to any person for influencing or attempting to influence an officer or employee of an agency, a Member of Congress, an officer or employee of Congress, or an employee of a Member of Congress in connection with the awarding of this Contract, the making of the Federal grant associated with this Contract, the entering into of this cooperative agreement, and the extension, continuation, renewal, amendment, or modification of this Agreement in association with the Federal contract, grant, or cooperative agreement.

B. If any funds, other than Federal appropriated funds, have been paid or will be paid to any person for making lobbying contacts to an officer or employee of any agency, a Member of Congress, an officer or employee of Congress, or an employee of a Member of Congress in connection with this Contract, the undersigned shall complete and submit separately the Standard Form--LLL, "Disclosure Form to Report Lobbying," in accordance with its instructions, as amended by "Government wide Guidance for New Restrictions on Lobbying," 61 Fed. Reg. 1413.

C. The undersigned shall be required to include the specific language of this certification clause in all subsequently awarded documents for all subawards at all tiers, including subcontracts and that all subrecipients shall certify and disclose accordingly.

This certification clause is a material representation of fact upon which reliance was placed when this transaction was made or entered into. Submission of this certification is a prerequisite for making or entering into this transaction imposed by 31, U.S.C. § 1352(c)(1)-(2)(A), as amended by the Lobbying Disclosure Act of 1995. Any person who fails to file the required certification shall be subject to a civil penalty of not less than $10,000 and not more than $100,000 for each such expenditure or failure.

The undersigned Contractor certifies or affirms the truthfulness and accuracy of each statement of this certification clause and disclosure, if any. In addition, the Contractor understands and agrees that the provisions of 31 U.S.C. A 3801, et seq., apply to this certification clause and disclosure, if any.

_____ Signature of Contractor's Authorized Official

Ismael Hernandez, Public Works Director Name and Title of Contractor's Authorized Official

_____ Date

ARTICLE VII. ACCESS TO RECORDS AND REPORTS - 49 U.S.C. 5325; 18 CFR 18.36 (i); 49 CFR 633.17

Access to Records - The following access to records requirements apply to this Contract:

A. The FCRTA, as a local government and FTA subrecipients or a subgrantee of the FTA Recipient (Caltrans) in accordance with 49 C. F. R. 18.36(i), the Contractor agrees to provide the FCRTA, the FTA Administrator, the Comptroller General of the United States or any of their authorized representatives access to any books, documents, papers and records of the Contractor which are directly pertinent to this Agreement for the purposes of making audits, examinations, excerpts and transcriptions. The Contractor also agrees, pursuant to 49 C. F. R. 633.17 to provide the FTA Administrator or his authorized representatives.

B. The Contractor agrees to permit any of the foregoing Parties to reproduce by any means whatsoever or to copy excerpts and transcriptions as reasonably needed.

C. The Contractor agrees to maintain all books, records, accounts and reports required under this Agreement for a period of not less than three years after the date of termination or expiration of this Contract, except in the event of litigation or settlement of claims arising from the performance of this Contract, in which case the Contractor agrees to maintain same until the FCRTA, the FTA Administrator, the Comptroller General, or any of their duly authorized representatives, have disposed of all such litigation, appeals, claims or exceptions related thereto. Reference 49 CFR 18.39(i)(11).

D. FTA does not require the inclusion of these requirements in subcontracts.

ARTICLE IX. FEDERAL CHANGES - 49 CFR Part 18

Federal Changes - The Contractor shall at all times comply with all applicable FTA regulations, policies, procedures and directives, including without limitation those listed directly or by reference in the Agreement (Form FTA MA (11), dated October 1, 2009) between the FCRTA, Caltrans and FTA, as they may be amended or promulgated from time to time during the term of this Contract. The Contractor's failure to so comply shall constitute a material breach of this Contract.

ARTICLE X. CLEAN AIR - 42 U.S.C. 7401 et. seq.; 40 CFR 15.61; 49 CFR Part 18

Clean Air:

A. The Contractor agrees to comply with all applicable standards, orders or regulations issued pursuant to the Clean Air Act, as amended, 42 U.S.C. §§ 7401 et seq . The Contractor agrees to report each violation to the FCRTA and understands and agrees that the FCRTA will, in turn, report each violation as required to assure notification to FTA and the appropriate EPA Regional Office.

B. The Contractor also agrees to include these requirements in each subcontract exceeding $100,000 financed in whole or in part with Federal assistance provided by FTA.

ARTICLE XI. CONTRACT WORK HOURS AND SAFETY STANDARDS ACT

Agreement Work Hours and Safety Standards:

A. Overtime requirements - No Contractor or subcontractor contracting for any part of this contracted work which may require or involve the employment of laborers or mechanics shall require or permit any such laborer or mechanic in any workweek in which he or she is employed on such work to work in excess of forty (40) hours in such workweek unless such laborer or mechanic receives compensation at a rate not less than one and one-half times the basic rate of pay for all hours worked in excess of forty (40) hours in such workweek.

B. Violation; liability for unpaid wages; liquidated damages - In the event of any violation of the clause set forth in paragraph "A" of this Article the Contractor and any subcontractor responsible therefore shall be liable for the unpaid wages. In addition, such Contractor and subcontractor shall be liable to the United States for liquidated damages. Such liquidated damages shall be computed with respect to each individual laborer or mechanic, including watchmen and guards, employed in violation of the clause set forth in paragraph one (1) of this Article, in the sum of $10 for each calendar day on which such individual was required or permitted to work in excess of the standard workweek of forty (40) hours without payment of the overtime wages required by the clause set forth in paragraph "A" of this Article.

C, Withholding for unpaid wages and liquidated damages - The FCRTA shall upon its own action or upon written request of an authorized representative of the Department of Labor withhold or cause to be withheld, from any

moneys payable on account of work performed by the Contractor or subcontractor under any such contract or any other Federal contract with the same prime Contractor, or any other federally-assisted contract subject to the Agreement Work Hours and Safety Standards Act, which is held by the same prime Contractor, such sums as may be determined to be necessary to satisfy any liabilities of such Contractor or subcontractor for unpaid wages and liquidated damages as provided in the clause set forth in paragraph "B" of this Article.

D. Subcontracts - The Contractor or subcontractor shall insert in any subcontracts the clauses set forth in paragraphs "A" through "D" of this Article and also a clause requiring the subcontractors to include these clauses in any lower tier subcontracts. The prime Contractor shall be responsible for compliance by any subcontractor or lower tier subcontractor with the clauses set forth in paragraphs "A" through "D" of this Article.

ARTICLE XII. NO GOVERNMENT OBLIGATION TO THIRD PARTIES

No Obligation by the Federal Government:

A. The FCRTA and the Contractor acknowledge and agree that, notwithstanding any concurrence by the Federal Government in or approval of the solicitation or award of the underlying contract, absent the express written consent by the Federal Government, the Federal Government is not a party to this Agreement and shall not be subject to any obligations or liabilities to the FCRTA, Contractor, or any other party (whether or not a party to that contract) pertaining to any matter resulting from the underlying Contract.

B. The Contractor agrees to include the above clause in each subcontract financed in whole or in part with Federal assistance provided by FTA. It is further agreed that the clause shall not be modified, except to identify the subcontractor who will be subject to its provisions.

ARTICLE XIII. PROGRAM FRAUD AND FALSE OR FRAUDULENT STATEMENTS AND RELATED ACTS - 31 U.S.C. 3801 et. seq.; 49 CFR Part 31 18 U.S.C. 1001; 49 U.S.C. 5307

Program Fraud and False or Fraudulent Statements or Related Acts:

A. The Contractor acknowledges that the provisions of the Program Fraud Civil Remedies Act of 1986, as amended, 31 U.S.C. § § 3801 et seq. and U.S. DOT regulations, "Program Fraud Civil Remedies," 49 C.F.R. Part 31, apply to its actions pertaining to this Contract. Upon execution of the underlying Contract, the Contractor certifies or affirms the truthfulness and accuracy of any statement it has made, it makes, it may make, or causes to be made, pertaining to the underlying Agreement or the FTA assisted project for which this Agreement work is being performed. In addition to other penalties that may be applicable, the Contractor further acknowledges that if it makes, or causes to be made, a false, fictitious, or fraudulent claim, statement, submission, or certification, the Federal

Government reserves the right to impose the penalties of the Program Fraud Civil Remedies Act of 1986 on the Contractor to the extent the Federal Government deems appropriate.

B. The Contractor also acknowledges that if it makes, or causes to be made, a false, fictitious, or fraudulent claim, statement, submission, or certification to the Federal Government under a Agreement connected with a project that is financed in whole or in part with Federal assistance originally awarded by FTA under the authority of 49 U.S.C. § 5307, the Government reserves the right to impose the penalties of 18 U.S.C. § 1001 and 49 U.S.C. § 5307(n)(1) on the Contractor, to the extent the Federal Government deems appropriate.

C. The Contractor agrees to include the above two (2) clauses in each subcontract financed in whole or in part with Federal assistance provided by FTA. It is further agreed that the clauses shall not be modified, except to identify the subcontractor who will be subject to the provisions.

ARTICLE XIV. GOVERNMENT-WIDE DEBARMENT AND SUSPENSION (NONPROCUREMENT)

Suspension and Debarment

This Agreement is a covered transaction for purposes of 49 CFR Part 29. As such, the Contractor is required to verify that none of the Contractor, its principals, as defined at 49 CFR 29.995, or affiliates, as defined at 49 CFR 29.905, are excluded or disqualified as defined at 49 CFR 29.940 and 29.945.

The Contractor is required to comply with 49 CFR 29, Subpart C and must include the requirement to comply with 49 CFR 29, Subpart C in any lower tier covered transaction it enters into.

By this Agreement the Contractor certifies as follows:

The certification in this clause is a material representation of fact relied upon by the FCRTA. If it is later determined that the Contractor knowingly rendered an erroneous certification, in addition to remedies available to the FCRTA, the Federal Government may pursue available remedies, including but not limited to suspension and/or debarment. The Contractor agrees to comply with the requirements of 49 CFR 29, Subpart C while this Agreement is valid and throughout the period of any Agreement that may arise from this Contract. The Contractor further agrees to include a provision requiring such compliance in its lower tier covered transactions.

ARTICLE XV. PRIVACY ACT - 5 U.S.C. 552

The Contractor agrees to comply with, and assures the compliance of its employees with, the information restrictions and other applicable requirements of the Privacy Act of 1974, 5 U.S.C. § 552a.

Among other things, the Contractor agrees to obtain the express consent of the Federal Government before the Contractor or its employees operate a system of records on behalf of the Federal Government.

The Contractor understands that the requirements of the Privacy Act, including the civil and criminal penalties for violation of that Act, apply to those individuals involved, and that failure to comply with the terms of the Privacy Act may result in termination of the underlying Contract.

The Contractor also agrees to include these requirements in each subcontract to administer any system of records on behalf of the Federal Government financed in whole or in part with Federal assistance provided by FTA.

ARTICLE XVI. CIVIL RIGHTS REQUIREMENTS - 29 U.S.C. § 623, 42 U.S.C. § 2000; 42 U.S.C. § 6102, 42 U.S.C. § 12112; 42 U.S.C. § 12132, 49 U.S.C. § 5332; 29 CFR Part 1630, 41 CFR Parts 60 et seq.

The following requirements apply to the Contractor:

A. Nondiscrimination - In accordance with Title VI of the Civil Rights Act, as amended, 42 U.S.C. § 2000d, section 303 of the Age Discrimination Act of 1975, as amended, 42 U.S.C. § 6102, section 202 of the Americans with Disabilities Act of 1990, 42 U.S.C. § 12132, and Federal transit law at 49 U.S.C. § 5332, the Contractor agrees that it will not discriminate against any employee or applicant for employment because of race, color, creed, national origin, sex, age, or disability. In addition, the Contractor agrees to comply with applicable Federal implementing regulations and other implementing requirements FTA may issue.

B. Equal Employment Opportunity - The following equal employment opportunity requirements apply to the Contractor:

1. Race, Color, Creed, National Origin, Sex - In accordance with Title VII of the Civil Rights Act, as amended, 42 U.S.C. § 2000e, and Federal transit laws at 49 U.S.C. § 5332, the Contractor agrees to comply with all applicable equal employment opportunity requirements of U.S. Department of Labor (U.S. DOL) regulations, "Office of Federal Contract Compliance Programs, Equal Employment Opportunity, Department of Labor," 41 C.F.R. Parts 60 et seq ., (which implement Executive Order No. 11246, "Equal Employment Opportunity," as amended by Executive Order No. 11375, "Amending Executive Order 11246 Relating to Equal Employment Opportunity," 42 U.S.C. § 2000e note), and with any applicable Federal statutes, executive orders, regulations, and Federal policies. The Contractor agrees to take affirmative action to ensure that applicants are

employed, and that employees are treated during employment, without regard to their race, color, creed, national origin, sex, or age. Such action shall include, but not be limited to, the following: employment, upgrading, demotion or transfer, recruitment or recruitment advertising, layoff or termination; rates of pay or other forms of compensation; and selection for training, including apprenticeship. In addition, the Contractor agrees to comply with any implementing requirements FTA may issue.

2. Age - In accordance with section 4 of the Age Discrimination in Employment Act of 1967, as amended, 29 U.S.C. § § 623 and Federal transit law at 49 U.S.C. § 5332, the Contractor agrees to refrain from discrimination against present and prospective employees for reason of age. In addition, the Contractor agrees to comply with any implementing requirements FTA may issue.

3. Disabilities - In accordance with section 102 of the Americans with Disabilities Act, as amended, 42 U.S.C. § 12112, the Contractor agrees that it will comply with the requirements of U.S. Equal Employment Opportunity Commission, "Regulations to Implement the Equal Employment Provisions of the Americans with Disabilities Act," 29 C.F.R. Part 1630, pertaining to employment of persons with disabilities. In addition, the Contractor agrees to comply with any implementing requirements FTA may issue.

C. The Contractor also agrees to include these requirements in each subcontract financed in whole or in part with Federal assistance provided by FTA, modified only if necessary to identify the affected parties.

ARTICLE XVII. BREACHES AND DISPUTE RESOLUTION FTA Circular 4220.1E

Disputes - Disputes arising in the performance of this Agreement which are not resolved by agreement of the Parties shall be decided in writing by the authorized representative of the FCRTA's General Manager. This decision shall be final and conclusive unless within ten (10) days from the date of receipt of its copy, the Contractor mails or otherwise furnishes a written appeal to the FCRTA General Manager. In connection with any such appeal, the Contractor shall be afforded an opportunity to be heard and to offer evidence in support of its position. The decision of the FCRTA General Manager shall be binding upon the Contractor and the Contractor shall abide be the decision.

Performance During Dispute - Unless otherwise directed by the FCRTA, the Contractor shall continue performance under this Agreement while matters in dispute are being resolved.

Claims for Damages - Should either party to the Agreement suffer injury or damage to person or property because of any act or omission of the party or of any of his employees, agents or others for whose acts he is legally liable, a claim for damages therefore shall be made in writing to such other party within a reasonable time after the first observance of such injury of damage. Nothing in this Agreement shall be construed to waive any claims presentation requirements arising under the law, including under California Government Claims Act (Gov. Code §§ 810 – 996.6).

Remedies - Unless this Agreement provides otherwise, all claims, counterclaims, disputes and other matters in question between the FCRTA and the Contractor arising out of or relating to this agreement or its breach will be decided by arbitration if the Parties mutually agree, or in a court of competent jurisdiction within the County of Fresno, State of California. If the Parties mutually agree to arbitration, the Parties shall mutually agree to a single arbitrator that is qualified and has an operating office located in Fresno County.

Rights and Remedies - The duties and obligations imposed by the Agreement Documents and the rights and remedies available there under shall be in addition to and not a limitation of any duties, obligations, rights and remedies otherwise imposed or available by law. No action or failure to act by the FCRTA, or the Contractor shall constitute a waiver of any right or duty afforded any of them under the Contract, nor shall any such action or failure to act constitute an approval of or acquiescence in any breach there under, except as may be specifically agreed in writing.

ARTICLE XVIII. TRANSIT EMPLOYEE PROTECTIVE AGREEMENTS - 49 U.S.C. § 5310, § 5311, and § 5333; 29 CFR Part 215

Transit Employee Protective Provisions:

A. The Contractor agrees to comply with applicable transit employee protective requirements as follows:

1. General Transit Employee Protective Requirements - To the extent that FTA determines that transit operations are involved, the Contractor agrees to carry out the transit operations work on the underlying Agreement in compliance with terms and conditions determined by the U.S. Secretary of Labor to be fair and equitable to protect the interests of employees employed under this Agreement and to meet the employee protective requirements of 49 U.S.C. A 5333(b), and U.S. DOL guidelines at 29 C.F.R. Part 215, and any amendments thereto.

2. Transit Employee Protective Requirements for Projects Authorized by 49 U.S.C. § 5311 in Nonurbanized Areas - Since this Agreement involves transit operations financed in whole or in part with Federal assistance authorized by 49 U.S.C. § 5311, the Contractor agrees to comply with the terms and conditions of the Special Warranty for the Nonurbanized Area Program agreed to

by the U.S. Secretaries of Transportation and Labor, dated May 31, 1979, and the procedures implemented by U.S. DOL or any revision thereto.

B. The Contractor also agrees to include the any applicable requirements in each subcontract involving transit operations financed in whole or in part with Federal assistance provided by FTA.

ARTICLE XIX . INCORPORATION OF FEDERAL TRANSIT ADMINISTRATION (FTA) TERMS - FTA Circular 4220.1E

Incorporation of Federal Transit Administration (FTA) Terms - The preceding provisions include, in part, certain Standard Terms and Conditions required by DOT, whether or not expressly set forth in the preceding Agreement provisions. All contractual provisions required by DOT, as set forth in FTA Circular 4220.1E, are hereby incorporated by reference. Anything to the contrary herein notwithstanding, all FTA mandated terms shall be deemed to control in the event of a conflict with other provisions contained in this Agreement. The Contractor shall not perform any act, fail to perform any act, or refuse to comply with any FCRTA requests which would cause the FCRTA to be in violation of the FTA terms and conditions.

ARTICLE XX. DRUG AND ALCOHOL TESTING - 49 U.S.C. §5331; 49 CFR Parts 653 and 654

The Contractor agrees to:

A. participate in FCRTA's drug and alcohol program established in compliance with 49 CFR 653 and 654.

OR

B. establish and implement a drug and alcohol testing program that complies with 49 CFR Parts 653 and 654, produce any documentation necessary to establish its compliance with Parts 653 and 654, and permit any authorized representative of the United States Department of Transportation or its operating administrations, the State Oversight Agency of California, or the FCRTA, to inspect the facilities and records associated with the implementation of the drug and alcohol testing program as required under 49 CFR Parts 653 and 654 and review the testing process. The Contractor agrees further to certify annually its compliance with Parts 653 and 654 before July 1, 2007 and to submit the Management Information System (MIS) reports before March 15th of each year to Caltrans Headquarters. To certify compliance the Contractor shall use the "Substance Abuse Certifications" in the "Annual List of Certifications and Assurances for Federal Transit Administration Grants and Cooperative Agreements," which is published annually in the Federal Register.

ARTICLE XXI. TERMINATION - 49 U.S.C.Part 18; FTA Circular 4220.1E

A. Termination for Convenience. The FCRTA may terminate this Contract, in whole or in part, at any time by providing thirty (30) days advance written notice to the Contractor. The Contractor shall be paid its costs incurred, including contract close-out costs, and profit on work performed up to the date written notice of termination is provided by the FCRTA. The Contractor shall promptly submit its claim for such costs to the FCRTA, but in no event may Contractor submit a claims for such costs more than thirty (30) days after the date written notice of termination is provided by the FCRTA. The FCRTA shall have no obligation to respond to or pay claims for payment from Contractor received by the FCRTA

more than thirty (30) days after the date written notice of termination is provided by the FCRTA. Contractor shall return to the FCRTA any property owned by the FCRTA within thirty (30) days after the date written notice of termination is provided by the FCRTA.

B. Termination for Default. If the Contractor fails to perform in the manner called for in this Agreement, or if the Contractor fails to comply with any other provisions of this Agreement, the FCRTA may terminate this Agreement for default. Termination shall be effected by serving a notice of termination on the Contractor setting forth the manner in which the Contractor is in default. Termination of this Agreement shall be effective immediately upon service of notice of termination by the FCRTA to the Contractor. Upon termination of this Agreement by the FCRTA for default by the Contractor, FCRTA shall only be obligated to pay Contractor the Agreement rate set forth in Article III of this Agreement for services performed in accordance with the manner of performance set forth in the Agreement.

C. Opportunity to Cure. The FCRTA in its sole discretion may, in the case of a termination for default, allow the Contractor thirty (30) days in which to cure the default. In such case, the notice of termination will state the time period in which cure is permitted and other appropriate conditions.
If the Contractor fails to remedy to the FCRTA's satisfaction the breach or default of any of the terms, covenants, or conditions of this Agreement within ten (10) days after receipt by the Contractor of written notice from the FCRTA setting forth the nature of said default, the FCRTA shall have the right to terminate the Agreement without any further obligation to the Contractor. Any such termination for default shall not in any way operate to preclude the FCRTA from also pursuing all available remedies against the Contractor and its sureties for said breach or default.

D. Waiver of Remedies for any Breach. In the event that the FCRTA elects to waive its remedies for any breach by the Contractor of any covenant, term or condition of this Contract, such waiver by the FCRTA shall not limit the FCRTA's remedies for any succeeding breach of that or of any other term, covenant, or condition of this Contract.

I. Notwithstanding the aforementioned clauses, this Agreement shall terminate on June 30, 2021 unless extended by the written consent of both Parties.

ARTICLE XXII. COMPLETE AGREEMENT

This Agreement represents the full and complete understanding of the parties with respect to the subject matter hereof, and all preliminary negotiations and oral or written agreements with respect thereto are merged herein. No verbal agreement or implied covenant shall be held to vary the provisions hereof. Any modification of this Agreement will be effective only by a written instrument signed by both Parties. No waiver of any provision of this Agreement will be valid unless and until it is in writing and signed by the Party making the waiver. Waiver by either Party at any time of a breach or default of this Agreement shall not be deemed a waiver of or consent to a breach or default of the same or any other provision of this Agreement.

ARTICLE XXIII. ASSIGNMENT/TRANSFER

No assignment or transfer in whole or in part of this Agreement shall be made without the prior written consent of the FCRTA.

ARTICLE XXIV. CHOICE OF LAW

This Agreement shall be enforced and interpreted under the laws of the State of California.

ARTICLE XXV. NOTICES

Any notices or communications required or permitted to be given by this Agreement must be given in writing and personally delivered or mailed, by prepaid, certified mail or overnight courier, or transmitted by facsimile or electronic mail transmission (including PDF), to the party to whom such notice or communication is directed, to the mailing address or regularly-monitored electronic mail address of such party as follows:

Any written notice to the FCRTA shall be send to:

Moses Stites, General Manager
Fresno County Rural Transit Agency
2035 Tulare Street, Suite 201
Fresno, CA 93721

Any written notice to the Contractor

George Avila, Business Manager
City of Dinuba
Public Works Department
1088 E. Kamm Ave.
Dinuba, CA 93618

ARTICLE XXVI. SEVERABILITY

If any provision of this Agreement is determined to be illegal, invalid, void, or unenforceable by decision in binding arbitration or in a final judgment by a court of competent jurisdiction, each and every other provisions hereof shall remain in full force and effect.

ARTICLE XXVII. REPRESENTATION BY COUNSEL

Each Party acknowledges that it has had the opportunity to be represented by counsel in connection with this Agreement and the transactions contemplated by this Agreement.

ARTICLE XXVIII. CONSTRUCTION OF AGREEMENT

The Parties hereby acknowledge that they and their respective counsel have cooperated in the drafting and preparation of this Agreement, for which reason this agreement shall not be construed against any Party as the drafter thereof. The headings herein are for convenience only, do not constitute a part of this Agreement and shall not be deemed to limit or affect any of the provisions hereof.

ARTICLE XXIX. AUTHORITY TO EXECUTE

Each Party represents and warrants to the other Party that such Party is duly authorized and empowered to execute, enter into, and perform its obligations set forth in this Agreement, and that the individual signing this Agreement on behalf of such Party has been duly authorized to execute this

Agreement on behalf of such Party, and will, by signing this Agreement on such Party's behalf, legally bind such Party to the terms, covenants, and conditions of this Agreement. Each Party further represents and warrants to the other Party that no other person or entity is required to give its approval or consent to this Agreement in order for such Party to authorize, enter into, and perform its obligations under this Agreement, or that if such approval or consent to this Agreement is required, that such approval or consent has been obtained.

ARTICLE XXX. NO THIRD-PARTY BENEFICIARIES

Notwithstanding anything else to the contrary herein, the Parties acknowledge and agree that no other person, firm, corporation, or entity shall be deemed an intended third-party beneficiary of this Agreement.

[Signature Page Follows]

IN WITNESS WHEREOF, the Parties hereto have caused this Agreement to be executed as of the date and year first above written.

FRESNO COUNTY RURAL TRANSIT AGENCY

By_____
Moses Stites, General Manager

CITY OF DINUBA

By_____
Ismael Hernandez, Public Works Director

APPROVED AS TO LEGAL FORM ON BEHALF OF FCRTA:
DANIEL C. CEDERBERG, County Counsel

By Bryan D. Rome E-Signed on May 8, 2020
Legal Attest: Bryan Rome, Deputy County Counsel

APPROVED AS TO LEGAL FORM ON BEHALF OF CITY OF DINUBA:
TUTTLE & McCLOSKEY

By_____
Legal Attest: Daniel T. McCloskey, City Attorney

Exhibit-1
Dinuba Transit Inter-County Service Area Map

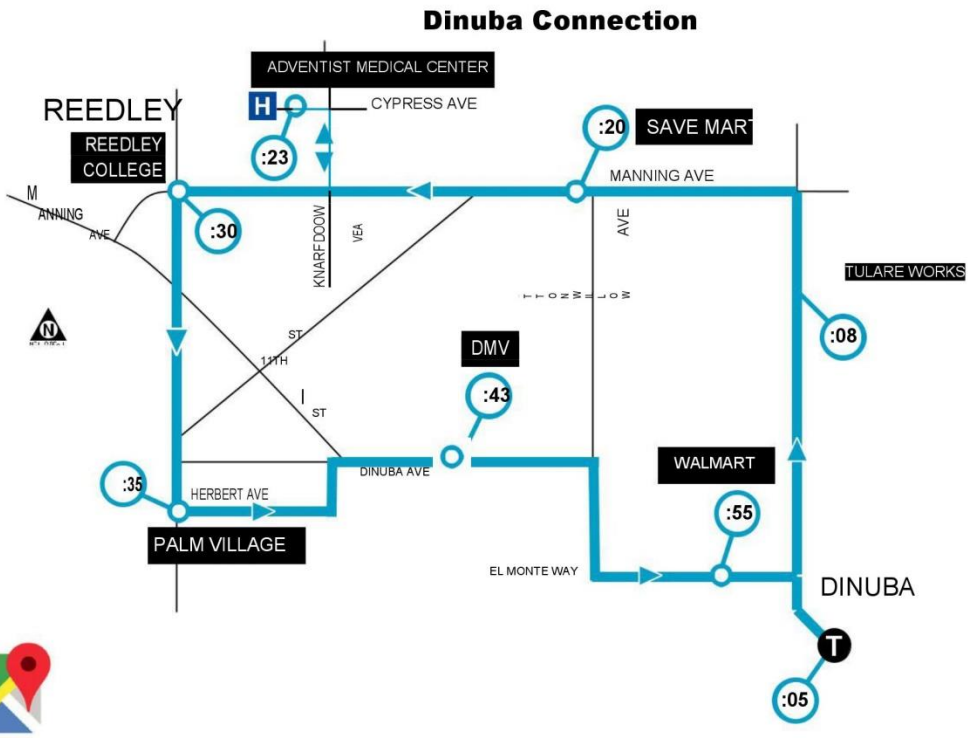

Dinuba / Reedley Route

Winter and Summer Schedule / Horario de Invierno y Verano

Stop Times / Hora de Paradas

Transit Center	Tulare Works	SaveMart	Adventist Medical Center	Reedley College	Palm Village	DMV	Walmart
7:05 a.m.	7:08 a.m.	7:20 a.m.	7:23 a.m.	7:30 a.m.	7:35 a.m.	7:43 a.m.	7:55 a.m.
8:05 a.m.	8:08 a.m.	8:20 a.m.	8:23 a.m.	8:30 a.m.	8:35 a.m.	8:43 a.m.	8:55 a.m.
9:05 a.m.	9:08 a.m.	9:20 a.m.	9:23 a.m.	9:30 a.m.	9:35 a.m.	9:43 a.m.	9:55 a.m.
10:05 a.m.	10:08 a.m.	10:20 a.m.	10:23 a.m.	10:30 a.m.	10:35 a.m.	10:43 a.m.	10:55 a.m.
11:05 a.m.	11:08 a.m.	11:20 a.m.	11:23 a.m.	11:30 a.m.	11:35 a.m.	11:43 a.m.	11:55 a.m.
12:05 p.m.	12:08 p.m.	12:20 p.m.	12:23 p.m.	12:30 p.m.	12:35 p.m.	12:43 p.m.	12:55 p.m.
1:05 p.m.	1:08 p.m.	1:20 p.m.	1:23 p.m.	1:30 p.m.	1:35 p.m.	1:43 p.m.	1:55 p.m.
2:05 p.m.	2:08 p.m.	2:20 p.m.	2:23 p.m.	2:30 p.m.	2:35 p.m.	2:43 p.m.	2:55 p.m.
3:05 p.m.	3:08 p.m.	3:20 p.m.	3:23 p.m.	3:30 p.m.	3:35 p.m.	3:43 p.m.	3:55 p.m.
4:05 p.m.	4:08 p.m.	4:20 p.m.	4:23 p.m.	4:30 p.m.	4:35 p.m.	4:43 p.m.	4:55 p.m.
5:05 p.m.	5:08 p.m.	5:20 p.m.	5:23 p.m.	5:30 p.m.	5:35 p.m.	5:43 p.m.	5:55 p.m.
6:05 p.m.	6:08 p.m.	6:20 p.m.	6:23 p.m.	6:30 p.m.	6:35 p.m.	6:43 p.m.	6:55 p.m.
7:05 p.m.	7:08 p.m.	7:20 p.m.	7:23 p.m.	7:30 p.m.	7:35 p.m.	7:43 p.m.	7:55 p.m.
8:05 p.m.	8:08 p.m.	8:20 p.m.	8:23 p.m.	8:30 p.m.	8:35 p.m.	8:43 p.m.	8:55 p.m.

Approved by OMB
0348-0046

Disclosure of Lobbying Activities

Complete this form to disclose lobbying activities pursuant to 31 U.S.C. 1352
(See reverse for public burden disclosure)

1. Type of Federal Action: a. contract _a__ b. grant c. cooperative agreement d. loan e. loan guarantee f. loan insurance	**2. Status of Federal Action:** a. bid/offer/application __c__ b. initial award c. post-award	**3. Report Type:** a. initial filing __a__ b. material change **For material change only:** Year _____ quarter _____ Date of last report_____
4. Name and Address of Reporting Entity: ____ Prime __X__ Subawardee Tier_____, if Known: **Congressional District,** *if known*:	**5. If Reporting Entity in No. 4 is Subawardee,** Enter Name and Address of Prime: **Fresno County Rural Transit Agency** **2035 Tulare Street, Suite 201** **Fresno, CA 93721** **Congressional District,** *if known*: **18, 19, 20, 21**	
6. Federal Department/Agency: **Federal Transit Administration**	**7. Federal Program Name/Description:** **FTA Section 5311** CFDA Number, *if applicable*: _____	
8. Federal Action Number, *if known:*	**9. Award Amount**, *if known:* **$ 51,000.00**	
10. a. Name and Address of Lobbying Registrant *(if individual, last name, first name, MI):*	**b. Individuals Performing Services** *(including address if different from No. 10a)* *(last name, first name, MI):* **None**	
11. Information requested through this form is authorized by title 31 U.S.C. section 1352. This disclosure of lobbying activities is a material representation of fact upon which reliance was placed by the tier above when this transaction was made or entered into. This disclosure is required pursuant to 31 U.S.C. 1352. This information will be reported to the Congress semi-annually and will be available for public inspection. Any person who fails to file the required disclosure shall be subject to a civil penalty of not less than $10,000 and not more than $100,000 for each such failure.	**Signature: _____** **Print Name: Ismael Hernandez** **Title: Public Works Director** **Telephone No.: 559-591-5924 Date: 6/30/20**	
Federal Use Only	**Authorized for Local Reproduction** **Standard Form - LLL (Rev. 7-97)**	

City Council Staff Report

Department: CITY MANAGER'S OFFICE June 9, 2020

To: Mayor and City Council

From: Linda Barkley, City Clerk

Subject: Proclamation No. 2020-04 2020 Dinuba Unified School District Graduates & Promotees (LB)

RECOMMENDATION

Council to adopt Proclamation No. 2020-04 honoring Dinuba High School Graduating Class of 2020.

EXECUTIVE SUMMARY

None.

OUTSTANDING ISSUES

None.

DISCUSSION

None.

FISCAL IMPACT

None.

PUBLIC HEARING

None required.

ATTACHMENTS:

2020 DUHS Graduates

PROCLAMATION NO. 2020-04

CITY OF DINUBA

"Together, A Better Community"

2020 Graduates of the Dinuba Unified School District

WHEREAS, 2020 presented to us unprecedented circumstances, prohibiting the celebration of accomplishments enjoyed by graduates in years past; and

WHEREAS, the Class of 2020 in all of Dinuba Unified School District schools have exhibited strength, resiliency and above all, pride for our community; and

WHEREAS, our educators have done their work well and helped instill in our graduates, a passion for learning, a high quality education and success; and

WHEREAS, the Class of 2020 has demonstrated wisdom and modeled citizenship during this difficult and unprecedented time; and

WHEREAS, the class of 2020 are the leaders of the future, pioneers, makers, motivators, and role models; and

WHEREAS, the community of Dinuba congratulates the graduating students of Dinuba High School, Adult Continuing Education, and, the promotion of the 2020 Washington Intermediate eighth grade class to high school, for their noteworthy accomplishments and resilience in this unprecedented time.

NOW, THEREFORE, I, Kuldip Thusu, Mayor of the City of Dinuba, California, do hereby proclaim the 2020 graduates of Dinuba High School; Adult Continuing Education and Washington Intermediate School, be designated as the "Class that overcame unprecedented adversity."

IN WITNESS THEREOF, I have hereunto set my hand and caused the great seal of the City of Dinuba to be affixed, on this _____day of _____ twenty-twenty.

_____
Kuldip Thusu, Mayor

Attest:

_____
Linda Barkley, City Clerk

City Council Staff Report

Department: PUBLIC WORKS June 9, 2020

To: Mayor and City Council

From: Ismael Hernandez, Public Works Director

By: George Avila, Business Manager

Subject: Resolution No. 2020-31 Revising 2018 HOME Application to add Tenant-Based Rental Assistance Activity (IH)

RECOMMENDATION

Council adopt Resolution Number 2020-31 revising the City's 2018 Home Investment Partnership Program (HOME) Application to include a Tenant-Based Rental Assistance (TBRA) activity.

EXECUTIVE SUMMARY

The City of Dinuba was awarded $500,000 in 2018 Home Investment Partnerships Program (HOME) funds. This grant is intended to fund the City's First-Time Homebuyer and Housing Rehabilitation Programs. The City now has an opportunity to add a third Program. The Tenant-Based Rental Assistance (TBRA) Program would assist families who rent their home and who have been economically impacted by the COVID-19 pandemic. Authorization is requested to allocate $50,000 of the awarded funds to the TBRA activity.

OUTSTANDING ISSUES

None.

DISCUSSION

On February 12, 2019 the City was notified that it had been awarded $500,000 in federal grant funds from the Home Investment Partnership Program (HOME) to fund its First-Time Homebuyer and Housing Rehabilitation Programs. For a variety of reasons, the State has not yet issued the required Standard Agreements to authorize the City to begin using the awarded funds.

On May 11, 2020 the City was notified that the State was finally ready to issue Standard Agreements but that prior to finalizing each Agreement the State would offer each awarded agency the opportunity to add the Tenant-Based Rental Assistance (TBRA) Program to their scope of work. Given the massive financial impacts created by the COVID-19 pandemic a significant number of residents have been unable to make their housing rent payments. This creates housing uncertainty for some and also has a direct impact on landlords and potentially other local businesses. The TBRA Program can also be used to assist homeless households.

Upon reviewing the merits of the TBRA Program Staff believes that reallocating $50,000 of the 2018 HOME awarded funds could be very beneficial to Dinuba residents that are housing vulnerable. As with all federal funds the City must adhere to federal regulations in the implementation of this Program. The State recommends that the City work with County housing authorities to implement the TBRA Program. Staff has reached out to the Tulare County Housing Authority and they have agreed to implement this Program for Dinuba residents under the City's direction.

If the City Council is agreeable to adding the TBRA Program to the City's 2018 HOME award then it is requested that the City Council adopt Resolution Number 2020-31, attached herein as "Attachment A".

FISCAL IMPACT

The Tulare County Housing Authority has indicated that they could implement a $50,000 TBRA Program budget for an administrative fee totaling $9,286. Of this amount a total of $3,571 can be paid for out of the awarded grant funds. The remaining $5,715 would be paid for out of the City's housing division funded by the General Fund.

PUBLIC HEARING

None.

ATTACHMENTS:

A. Resolution Number 2020-31

RESOLUTION NUMBER 2020-31

Submittal of a revised application to the California State Department of Housing and Community Development for funding under the 2018 HOME Investment Partnerships Program; and if selected, the execution of a standard agreement, any amendments thereto, and of any related documents necessary to participate in the HOME Investment Partnerships Program.

WHEREAS:

A. The California Department of Housing and Community Development (the "Department") is authorized to allocate HOME Investment Partnerships Program ("HOME") funds made available from the U.S. Department of Housing and Urban Development ("HUD"). HOME funds are to be used for the purposes set forth in Title II of the Cranston-Gonzalez National Affordable Housing Act of 1990, in federal implementing regulations set forth in Title 24 of the Code of Federal Regulations, part 92, and in Title 25 of the California Code of Regulations commencing with section 8200.

B. On June 5, 2018, the Department issued a 2018 Notice of Funding Availability announcing the availability of funds under the HOME program (the "NOFA").

C. In response to the 2018 NOFA, the City of Dinuba, a municipal corporation (the "Applicant"), wishes to apply to the Department for, and receive an allocation of, HOME funds.

IT IS NOW THEREFORE RESOLVED THAT:

1. In response to the 2018 NOFA, the City of Dinuba shall submit an application to the Department to participate in the HOME program and for an allocation of funds not to exceed Five Hundred Thousand Dollars ($500,000) for the following activities and/or programs:

   Owner-Occupied Rehabilitation, First-Time Homebuyer Assistance (with or without Rehabilitation), and Tenant-Based Rental Assistance located within the City of Dinuba.

2. If the application for funding is approved, then the Applicant hereby agrees to use the HOME funds for eligible activities in the manner presented in its application as approved by the Department in accordance with the statutes and regulations cited above. The Applicant may also execute a standard agreement, any amendments thereto, and any and all other documents or instruments necessary or required by the Department or HUD for participation in the HOME Program (collectively, the required documents).

3. The Applicant authorizes the City Manager, Public Works Director, or his/her designee(s) to execute, in the name of the Applicant, the application and the required documents.

PASSED AND ADOPTED at a regular meeting of the City Council of the City of Dinuba held on June 9, 2020 by the following vote:

AYES:
NOES:
ABSTAIN:
ABSENT:

By:_____
MAYOR

ATTEST:

_____
CITY CLERK

City Council Staff Report

Department: CITY MANAGER'S OFFICE June 9, 2020

To: Mayor and City Council

From: Maggie Moreno, Administrative Services Director

By: Linda Barkley, City Clerk

Subject: Warrant Register May 29 & June 5, 2020 (MM)

RECOMMENDATION

Council to review and approve the warrant register as presented.

EXECUTIVE SUMMARY

None.

OUTSTANDING ISSUES

None.

DISCUSSION

None.

FISCAL IMPACT

None.

PUBLIC HEARING

None required.

ATTACHMENTS:

WR 05.29.2020
WR 06.05.2020

Accounts Payable Invoice Report

Payment Date Range 05/25/20 - 05/29/20
Report By Vendor - Invoice
Summary Listing

Invoice Number	Invoice Description	Status	Held Reason	Invoice Date	Due Date	G/L Date	Received Date	Payment Date	Invoice Net Amount
Vendor **385 - 4 Creeks, Inc.**									
16445	4 Creeks Kamm and Alta Roundabout	Paid by Check #25964		05/12/2020	05/29/2020	05/29/2020		05/29/2020	1,995.00
		Vendor **385 - 4 Creeks, Inc.** Totals				Invoices	1		$1,995.00
Vendor **348 - Administrative Solutions, Inc.**									
178879	Contractual	Paid by Check #25965		05/01/2020	05/29/2020	05/29/2020		05/29/2020	300.00
		Vendor **348 - Administrative Solutions, Inc.** Totals				Invoices	1		$300.00
Vendor **263 - Advantek Benefit Administrators**									
5/15/20	Funding Request	Paid by Check #25966		05/15/2020	05/29/2020	05/29/2020		05/29/2020	19,952.70
5/22/20	Funding Request	Paid by Check #25966		05/22/2020	05/29/2020	05/29/2020		05/29/2020	56,969.51
		Vendor **263 - Advantek Benefit Administrators** Totals				Invoices	2		$76,922.21
Vendor **20 - Ameritas Life Insurance**									
6/1-6/30/20	Life Insurance	Paid by Check #25967		05/01/2020	05/29/2020	05/29/2020		05/29/2020	18,664.52
		Vendor **20 - Ameritas Life Insurance** Totals				Invoices	1		$18,664.52
Vendor **351 - Anthem Blue Cross**									
000502674E	Contractual	Paid by Check #25979		03/14/2020	05/29/2020	05/29/2020		05/29/2020	571.43
000506490E	Contractual	Paid by Check #25980		04/14/2020	05/29/2020	05/29/2020		05/29/2020	571.43
099650871I	Medders	Paid by Check #25976		05/06/2020	05/29/2020	05/29/2020		05/29/2020	74.20
099653568I	Sano 060M86753	Paid by Check #25977		05/06/2020	05/29/2020	05/29/2020		05/29/2020	80.70
099655823I	Ramirez 010W01865	Paid by Check #25973		05/06/2020	05/29/2020	05/29/2020		05/29/2020	74.20
0996572201	HARMAN	Paid by Check #25978		05/06/2020	05/29/2020	05/29/2020		05/29/2020	74.20
0996699421	Tyler	Paid by Check #25975		05/06/2020	05/29/2020	05/29/2020		05/29/2020	77.80
0996702941	Magyar 792A24403	Paid by Check #25974		05/06/2020	05/29/2020	05/29/2020		05/29/2020	77.80
000117430382	Medders 936A79191	Paid by Check #25971		05/07/2020	05/29/2020	05/29/2020		05/29/2020	695.49
000117446058	Roberts	Paid by Check #25969		05/07/2020	05/29/2020	05/29/2020		05/29/2020	695.49
000117447763	Magyar	Paid by Check #25968		05/07/2020	05/29/2020	05/29/2020		05/29/2020	781.56
000117502280	Hartley 925M97595	Paid by Check #25970		05/07/2020	05/29/2020	05/29/2020		05/29/2020	194.30
000117540863	Ramirez 992W01856	Paid by Check #25972		05/07/2020	05/29/2020	05/29/2020		05/29/2020	136.74
		Vendor **351 - Anthem Blue Cross** Totals				Invoices	13		$4,105.34
Vendor **17 - AT&T**									
93910544705/20	5/10/2020	Paid by Check #25981		05/11/2020	05/29/2020	05/29/2020		05/29/2020	20.76
93910544715/20	5/10/2020	Paid by Check #25981		05/11/2020	05/29/2020	05/29/2020		05/29/2020	19.10
93910544795/20	5/10/2020	Paid by Check #25981		05/11/2020	05/29/2020	05/29/2020		05/29/2020	20.76
93910547425/20	5/10/2020	Paid by Check #25981		05/11/2020	05/29/2020	05/29/2020		05/29/2020	104.21
93910544755/20	Parks	Paid by Check #25981		05/10/2020	05/29/2020	05/29/2020		05/29/2020	19.14
93910547445/20	Parks	Paid by Check #25981		05/11/2020	05/29/2020	05/29/2020		05/29/2020	233.42
		Vendor **17 - AT&T** Totals				Invoices	6		$417.39
Vendor **1044 - AutoZone, Inc.**									

Accounts Payable Invoice Report

Payment Date Range 05/25/20 - 05/29/20
Report By Vendor - Invoice
Summary Listing

Invoice Number	Invoice Description	Status	Held Reason	Invoice Date	Due Date	G/L Date	Received Date	Payment Date	Invoice Net Amount
2833989507	REPAIR PARTS FOR T 19	Paid by Check #25982		05/08/2020	05/29/2020	05/29/2020		05/29/2020	393.66
			Vendor **1044 - AutoZone, Inc.** Totals			Invoices	1		$393.66
Vendor **116 - BSK Analytical Laboratories**									
AD08108	WATER SAMPLE TESTING - WATER DEPT	Paid by Check #25983		04/27/2020	05/29/2020	05/29/2020		05/29/2020	144.00
AD08511	WATER SAMPLE TESTING - WATER DEPT	Paid by Check #25983		05/01/2020	05/29/2020	05/29/2020		05/29/2020	144.00
AD08991	WATER SAMPLE TESTING - WATER DEPT	Paid by Check #25983		05/11/2020	05/29/2020	05/29/2020		05/29/2020	144.00
AD09419	WATER SAMPLE TESTING - WATER DEPT	Paid by Check #25983		05/18/2020	05/29/2020	05/29/2020		05/29/2020	144.00
AD09433	WATER SAMPLE TESTING - WATER DEPT	Paid by Check #25983		05/18/2020	05/29/2020	05/29/2020		05/29/2020	108.00
AD09434	WATER SAMPLE TESTING - WATER DEPT	Paid by Check #25983		05/18/2020	05/29/2020	05/29/2020		05/29/2020	144.00
			Vendor **116 - BSK Analytical Laboratories** Totals			Invoices	6		$828.00
Vendor **327 - CalAct**									
CV056_	PW Face Masks Final Shipping Cost	Paid by Check #25984		04/21/2020	05/29/2020	05/29/2020		05/29/2020	169.38
			Vendor **327 - CalAct** Totals			Invoices	1		$169.38
Vendor **305 - Cartozian Air Conditioning and Heating Inc.**									
BP20-17	DSC HVAC Replacement - Kitchen (1/2 pmt)	Paid by Check #25985		05/20/2020	05/29/2020	05/29/2020		05/29/2020	3,750.00
BP20-18	DSC HVAC Replacement - Social Hall (1/2 pmt)	Paid by Check #25985		05/20/2020	05/29/2020	05/29/2020		05/29/2020	4,250.00
16742	AC MAINTENANCE AT CITY BUILDINGS	Paid by Check #25985		05/04/2020	05/29/2020	05/29/2020		05/29/2020	2,950.00
			Vendor **305 - Cartozian Air Conditioning and Heating Inc.** Totals			Invoices	3		$10,950.00
Vendor **44 - Central Valley Lock & Safe**									
56461	COPY OF KEYS FOR NEW EMPLOYEE AT WWTP	Paid by Check #25986		05/13/2020	05/29/2020	05/29/2020		05/29/2020	62.91
			Vendor **44 - Central Valley Lock & Safe** Totals			Invoices	1		$62.91
Vendor **333 - Cintas Corporation No. 2**									
4046922187	Contractual	Paid by Check #25987		04/01/2020	05/29/2020	05/29/2020		05/29/2020	47.34
4046922213	Contractual	Paid by Check #25987		04/01/2020	05/29/2020	05/29/2020		05/29/2020	157.70
4047116079	Contractual	Paid by Check #25987		04/02/2020	05/29/2020	05/29/2020		05/29/2020	90.00
4047557238	Contractual	Paid by Check #25987		04/08/2020	05/29/2020	05/29/2020		05/29/2020	23.41
4047557240	Contractual	Paid by Check #25987		04/08/2020	05/29/2020	05/29/2020		05/29/2020	29.99
4047557266	Contractual	Paid by Check #25987		04/08/2020	05/29/2020	05/29/2020		05/29/2020	47.34
4047557293	Contractual	Paid by Check #25987		04/08/2020	05/29/2020	05/29/2020		05/29/2020	157.70
4047647733	Contractual	Paid by Check #25987		04/09/2020	05/29/2020	05/29/2020		05/29/2020	114.21

Accounts Payable Invoice Report

Payment Date Range 05/25/20 - 05/29/20
Report By Vendor - Invoice
Summary Listing

Invoice Number	Invoice Description	Status	Held Reason	Invoice Date	Due Date	G/L Date	Received Date	Payment Date	Invoice Net Amount
4048125428	Contractual	Paid by Check #25987		04/15/2020	05/29/2020	05/29/2020		05/29/2020	47.34
4048125461	Contractual	Paid by Check #25987		04/15/2020	05/29/2020	05/29/2020		05/29/2020	157.70
4048266323	Contractual	Paid by Check #25987		04/16/2020	05/29/2020	05/29/2020		05/29/2020	114.21
4048687501	Contractual	Paid by Check #25987		04/22/2020	05/29/2020	05/29/2020		05/29/2020	23.41
4048687528	Contractual	Paid by Check #25987		04/22/2020	05/29/2020	05/29/2020		05/29/2020	191.18
4048687568	Contractual	Paid by Check #25987		04/22/2020	05/29/2020	05/29/2020		05/29/2020	120.63
4048687576	Contractual	Paid by Check #25987		04/22/2020	05/29/2020	05/29/2020		05/29/2020	47.34
4048687606	Contractual	Paid by Check #25987		04/22/2020	05/29/2020	05/29/2020		05/29/2020	159.12
4048771503	Contractual	Paid by Check #25987		04/23/2020	05/29/2020	05/29/2020		05/29/2020	115.47
4049243380	Contractual	Paid by Check #25987		04/29/2020	05/29/2020	05/29/2020		05/29/2020	210.38
4049243386	Contractual	Paid by Check #25987		04/29/2020	05/29/2020	05/29/2020		05/29/2020	192.27
4049243388	Contractual	Paid by Check #25987		04/29/2020	05/29/2020	05/29/2020		05/29/2020	47.34
4049369032	Contractual	Paid by Check #25987		04/30/2020	05/29/2020	05/29/2020		05/29/2020	115.92
4046360073	Fire Dept	Paid by Check #25987		03/25/2020	05/29/2020	05/29/2020		05/29/2020	157.70
4047116058	Parks	Paid by Check #25987		04/02/2020	05/29/2020	05/29/2020		05/29/2020	62.99
4047647738	Parks	Paid by Check #25987		04/09/2020	05/29/2020	05/29/2020		05/29/2020	62.99
4048266322	Parks	Paid by Check #25987		04/16/2020	05/29/2020	05/29/2020		05/29/2020	62.99
4048771514	Parks	Paid by Check #25987		04/23/2020	05/29/2020	05/29/2020		05/29/2020	66.89
4049369017	Parks	Paid by Check #25987		04/30/2020	05/29/2020	05/29/2020		05/29/2020	73.27
4047116030	pw	Paid by Check #25987		04/02/2020	05/29/2020	05/29/2020		05/29/2020	129.15
4047116152	PW	Paid by Check #25987		04/02/2020	05/29/2020	05/29/2020		05/29/2020	195.43
4047647819	PW	Paid by Check #25987		04/09/2020	05/29/2020	05/29/2020		05/29/2020	195.43
4047647836	PW	Paid by Check #25987		04/09/2020	05/29/2020	05/29/2020		05/29/2020	129.15
4048266316	PW	Paid by Check #25987		04/16/2020	05/29/2020	05/29/2020		05/29/2020	195.43
4048266327	PW	Paid by Check #25987		04/16/2020	05/29/2020	05/29/2020		05/29/2020	131.90
4048771602	PW	Paid by Check #25987		04/23/2020	05/29/2020	05/29/2020		05/29/2020	133.98
4048771695	PW	Paid by Check #25987		04/23/2020	05/29/2020	05/29/2020		05/29/2020	260.47
4049369025	PW	Paid by Check #25987		04/30/2020	05/29/2020	05/29/2020		05/29/2020	134.28
4049369097	PW	Paid by Check #25987		04/30/2020	05/29/2020	05/29/2020		05/29/2020	291.18
		Vendor **333 - Cintas Corporation No. 2** Totals				Invoices	37		$4,493.23
Vendor **972 - City of Sanger**									
IGT34 - Dinuba	April 2020	Paid by Check #25988		05/15/2020	05/29/2020	05/29/2020		05/29/2020	2,360.00
		Vendor **972 - City of Sanger** Totals				Invoices	1		$2,360.00
Vendor **170 - Comcast**									
0160181 5/7/20	1088 E Kamm	Paid by Check #25991		05/07/2020	05/29/2020	05/29/2020		05/29/2020	32.26
0148160 5/11/20	1390 Elizabeth	Paid by Check #25990		05/11/2020	05/29/2020	05/29/2020		05/29/2020	149.92
0148178 5/12/20	680 Alta	Paid by Check #25989		05/12/2020	05/29/2020	05/29/2020		05/29/2020	291.12
		Vendor **170 - Comcast** Totals				Invoices	3		$473.30
Vendor **232 - Courier Printing and Village Printer**									
C25963	Envelopes	Paid by Check #25992		05/04/2020	05/29/2020	05/29/2020		05/29/2020	671.62

Accounts Payable Invoice Report

Payment Date Range 05/25/20 - 05/29/20
Report By Vendor - Invoice
Summary Listing

Invoice Number	Invoice Description	Status	Held Reason	Invoice Date	Due Date	G/L Date	Received Date	Payment Date	Invoice Net Amount
		Vendor **232 - Courier Printing and Village Printer** Totals				Invoices	1		$671.62
Vendor **1653 - Decon7 Systems, LLC**									
2020-11580	PD - D7 Disinfectant / VectorFog Go Z200 Fogger Sprayers	Paid by Check #25993		05/21/2020	05/29/2020	05/29/2020		05/29/2020	950.67
		Vendor **1653 - Decon7 Systems, LLC** Totals				Invoices	1		$950.67
Vendor **435 - Del Bosque Upholstery**									
3431-27	Repairs	Paid by Check #25994		05/19/2020	05/29/2020	05/29/2020		05/29/2020	256.00
3431-28	Repairs	Paid by Check #25994		05/21/2020	05/29/2020	05/29/2020		05/29/2020	128.00
		Vendor **435 - Del Bosque Upholstery** Totals				Invoices	2		$384.00
Vendor **77 - Department of Justice**									
450796	PD - Blood Alcohol Analysis / April 2020	Paid by Check #25995		05/07/2020	05/29/2020	05/29/2020		05/29/2020	70.00
		Vendor **77 - Department of Justice** Totals				Invoices	1		$70.00
Vendor **4 - Dinuba Lumber Company**									
69046	Maintenance	Paid by Check #25996		04/01/2020	05/29/2020	05/29/2020		05/29/2020	25.38
69144	Maintenance	Paid by Check #25996		04/01/2020	05/29/2020	05/29/2020		05/29/2020	53.24
69161	Maintenance	Paid by Check #25996		04/01/2020	05/29/2020	05/29/2020		05/29/2020	8.13
69166	Maintenance	Paid by Check #25996		04/01/2020	05/29/2020	05/29/2020		05/29/2020	3.82
69190	Maintenance	Paid by Check #25996		04/01/2020	05/29/2020	05/29/2020		05/29/2020	44.85
69204	Maintenance	Paid by Check #25996		04/01/2020	05/29/2020	05/29/2020		05/29/2020	7.61
69291	Maintenance	Paid by Check #25996		04/01/2020	05/29/2020	05/29/2020		05/29/2020	29.26
69731	Maintenance	Paid by Check #25996		04/02/2020	05/29/2020	05/29/2020		05/29/2020	61.47
69735	Maintenance	Paid by Check #25996		04/02/2020	05/29/2020	05/29/2020		05/29/2020	2.92
69737	Maintenance	Paid by Check #25996		04/02/2020	05/29/2020	05/29/2020		05/29/2020	2.53
69803	Maintenance	Paid by Check #25996		04/02/2020	05/29/2020	05/29/2020		05/29/2020	16.28
69899	Maintenance	Paid by Check #25996		04/02/2020	05/29/2020	05/29/2020		05/29/2020	5.06
69981	Maintenance	Paid by Check #25996		04/02/2020	05/29/2020	05/29/2020		05/29/2020	21.57
70287	Maintenance	Paid by Check #25996		04/03/2020	05/29/2020	05/29/2020		05/29/2020	44.53
70299	Maintenance	Paid by Check #25996		04/03/2020	05/29/2020	05/29/2020		05/29/2020	75.42
70314	Maintenance	Paid by Check #25996		04/03/2020	05/29/2020	05/29/2020		05/29/2020	5.06
70319	Maintenance	Paid by Check #25996		04/03/2020	05/29/2020	05/29/2020		05/29/2020	147.56
70336	Maintenance	Paid by Check #25996		04/03/2020	05/29/2020	05/29/2020		05/29/2020	(79.21)
70506	Maintenance	Paid by Check #25996		04/03/2020	05/29/2020	05/29/2020		05/29/2020	14.83
70517	Maintenance	Paid by Check #25996		04/03/2020	05/29/2020	05/29/2020		05/29/2020	314.64
70521	Maintenance	Paid by Check #25996		04/03/2020	05/29/2020	05/29/2020		05/29/2020	13.44
71390	Maintenance	Paid by Check #25996		04/05/2020	05/29/2020	05/29/2020		05/29/2020	11.65
71738	Maintenance	Paid by Check #25996		04/06/2020	05/29/2020	05/29/2020		05/29/2020	50.41
71753	Maintenance	Paid by Check #25996		04/06/2020	05/29/2020	05/29/2020		05/29/2020	19.52
71805	Maintenance	Paid by Check #25996		04/06/2020	05/29/2020	05/29/2020		05/29/2020	235.09

Accounts Payable Invoice Report

Payment Date Range 05/25/20 - 05/29/20
Report By Vendor - Invoice
Summary Listing

Invoice Number	Invoice Description	Status	Held Reason	Invoice Date	Due Date	G/L Date	Received Date	Payment Date	Invoice Net Amount
71820	Maintenance	Paid by Check #25996		04/06/2020	05/29/2020	05/29/2020		05/29/2020	27.59
71834	Maintenance	Paid by Check #25996		04/06/2020	05/29/2020	05/29/2020		05/29/2020	207.33
71872	Maintenance	Paid by Check #25996		04/06/2020	05/29/2020	05/29/2020		05/29/2020	4.41
71925	Maintenance	Paid by Check #25996		04/06/2020	05/29/2020	05/29/2020		05/29/2020	51.73
71966	Maintenance	Paid by Check #25996		04/06/2020	05/29/2020	05/29/2020		05/29/2020	35.13
72037	Maintenance	Paid by Check #25996		04/06/2020	05/29/2020	05/29/2020		05/29/2020	4.88
72053	Maintenance	Paid by Check #25996		04/06/2020	05/29/2020	05/29/2020		05/29/2020	17.49
72329	Maintenance	Paid by Check #25996		04/07/2020	05/29/2020	05/29/2020		05/29/2020	34.63
72371	Maintenance	Paid by Check #25996		04/07/2020	05/29/2020	05/29/2020		05/29/2020	42.58
72373	Maintenance	Paid by Check #25996		04/07/2020	05/29/2020	05/29/2020		05/29/2020	12.87
72407	Maintenance	Paid by Check #25996		04/07/2020	05/29/2020	05/29/2020		05/29/2020	.23
72824	Maintenance	Paid by Check #25996		04/08/2020	05/29/2020	05/29/2020		05/29/2020	61.85
72857	Maintenance	Paid by Check #25996		04/08/2020	05/29/2020	05/29/2020		05/29/2020	94.49
72934	Maintenance	Paid by Check #25996		04/08/2020	05/29/2020	05/29/2020		05/29/2020	47.32
72936	Maintenance	Paid by Check #25996		04/08/2020	05/29/2020	05/29/2020		05/29/2020	34.16
72969	Maintenance	Paid by Check #25996		04/08/2020	05/29/2020	05/29/2020		05/29/2020	(34.16)
72979	Maintenance	Paid by Check #25996		04/08/2020	05/29/2020	05/29/2020		05/29/2020	39.04
73080	Maintenance	Paid by Check #25996		04/08/2020	05/29/2020	05/29/2020		05/29/2020	65.83
73103	Maintenance	Paid by Check #25996		04/08/2020	05/29/2020	05/29/2020		05/29/2020	17.56
73326	Maintenance	Paid by Check #25996		04/09/2020	05/29/2020	05/29/2020		05/29/2020	19.52
73330	Maintenance	Paid by Check #25996		04/09/2020	05/29/2020	05/29/2020		05/29/2020	31.24
73331	Maintenance	Paid by Check #25996		04/09/2020	05/29/2020	05/29/2020		05/29/2020	3.50
73335	Maintenance	Paid by Check #25996		04/09/2020	05/29/2020	05/29/2020		05/29/2020	18.48
73365	Maintenance	Paid by Check #25996		04/09/2020	05/29/2020	05/29/2020		05/29/2020	19.30
73372	Maintenance	Paid by Check #25996		04/09/2020	05/29/2020	05/29/2020		05/29/2020	(44.24)
73374	Maintenance	Paid by Check #25996		04/09/2020	05/29/2020	05/29/2020		05/29/2020	16.71
73431	Maintenance	Paid by Check #25996		04/09/2020	05/29/2020	05/29/2020		05/29/2020	135.09
73659	Maintenance	Paid by Check #25996		04/09/2020	05/29/2020	05/29/2020		05/29/2020	21.77
73904	Maintenance	Paid by Check #25996		04/10/2020	05/29/2020	05/29/2020		05/29/2020	14.03
73906	Maintenance	Paid by Check #25996		04/10/2020	05/29/2020	05/29/2020		05/29/2020	111.27
73916	Maintenance	Paid by Check #25996		04/10/2020	05/29/2020	05/29/2020		05/29/2020	8.39
73957	Maintenance	Paid by Check #25996		04/10/2020	05/29/2020	05/29/2020		05/29/2020	11.80
74051	Maintenance	Paid by Check #25996		04/10/2020	05/29/2020	05/29/2020		05/29/2020	89.87
74171	Maintenance	Paid by Check #25996		04/10/2020	05/29/2020	05/29/2020		05/29/2020	24.94
74713	Maintenance	Paid by Check #25996		04/11/2020	05/29/2020	05/29/2020		05/29/2020	5.85
75013	Maintenance	Paid by Check #25996		04/13/2020	05/29/2020	05/29/2020		05/29/2020	19.69
75027	Maintenance	Paid by Check #25996		04/13/2020	05/29/2020	05/29/2020		05/29/2020	57.55
75059	Maintenance	Paid by Check #25996		04/13/2020	05/29/2020	05/29/2020		05/29/2020	4.48
75060	Maintenance	Paid by Check #25996		04/13/2020	05/29/2020	05/29/2020		05/29/2020	(5.45)
75071	Maintenance	Paid by Check #25996		04/13/2020	05/29/2020	05/29/2020		05/29/2020	101.18
75084	Maintenance	Paid by Check #25996		04/13/2020	05/29/2020	05/29/2020		05/29/2020	4.33
75087	Maintenance	Paid by Check #25996		04/13/2020	05/29/2020	05/29/2020		05/29/2020	11.70

Accounts Payable Invoice Report

Payment Date Range 05/25/20 - 05/29/20
Report By Vendor - Invoice
Summary Listing

Invoice Number	Invoice Description	Status	Held Reason	Invoice Date	Due Date	G/L Date	Received Date	Payment Date	Invoice Net Amount
75109	Maintenance	Paid by Check #25996		04/13/2020	05/29/2020	05/29/2020		05/29/2020	14.24
75150	Maintenance	Paid by Check #25996		04/13/2020	05/29/2020	05/29/2020		05/29/2020	7.42
75204	Maintenance	Paid by Check #25996		04/13/2020	05/29/2020	05/29/2020		05/29/2020	10.27
75429	Maintenance	Paid by Check #25996		04/13/2020	05/29/2020	05/29/2020		05/29/2020	19.39
75663	Maintenance	Paid by Check #25996		04/14/2020	05/29/2020	05/29/2020		05/29/2020	25.95
75672	Maintenance	Paid by Check #25996		04/14/2020	05/29/2020	05/29/2020		05/29/2020	19.12
75856	Maintenance	Paid by Check #25996		04/14/2020	05/29/2020	05/29/2020		05/29/2020	59.98
75938	Maintenance	Paid by Check #25996		04/14/2020	05/29/2020	05/29/2020		05/29/2020	6.82
75996	Maintenance	Paid by Check #25996		04/14/2020	05/29/2020	05/29/2020		05/29/2020	8.78
76320	Maintenance	Paid by Check #25996		04/15/2020	05/29/2020	05/29/2020		05/29/2020	40.55
76339	Maintenance	Paid by Check #25996		04/15/2020	05/29/2020	05/29/2020		05/29/2020	46.83
76371	Maintenance	Paid by Check #25996		04/15/2020	05/29/2020	05/29/2020		05/29/2020	7.41
76647	Maintenance	Paid by Check #25996		04/15/2020	05/29/2020	05/29/2020		05/29/2020	64.37
76815	Maintenance	Paid by Check #25996		04/16/2020	05/29/2020	05/29/2020		05/29/2020	13.64
76852	Maintenance	Paid by Check #25996		04/16/2020	05/29/2020	05/29/2020		05/29/2020	24.86
76876	Maintenance	Paid by Check #25996		04/16/2020	05/29/2020	05/29/2020		05/29/2020	185.49
77263	Maintenance	Paid by Check #25996		04/16/2020	05/29/2020	05/29/2020		05/29/2020	(97.64)
77474	Maintenance	Paid by Check #25996		04/17/2020	05/29/2020	05/29/2020		05/29/2020	19.51
77708	Maintenance	Paid by Check #25996		04/17/2020	05/29/2020	05/29/2020		05/29/2020	17.16
79295	Maintenance	Paid by Check #25996		04/20/2020	05/29/2020	05/29/2020		05/29/2020	5.56
79331	Maintenance	Paid by Check #25996		04/20/2020	05/29/2020	05/29/2020		05/29/2020	121.81
79360	Maintenance	Paid by Check #25996		04/20/2020	05/29/2020	05/29/2020		05/29/2020	31.12
79379	Maintenance	Paid by Check #25996		04/20/2020	05/29/2020	05/29/2020		05/29/2020	110.12
79578	Maintenance	Paid by Check #25996		04/20/2020	05/29/2020	05/29/2020		05/29/2020	4.77
79591	Maintenance	Paid by Check #25996		04/20/2020	05/29/2020	05/29/2020		05/29/2020	86.19
79670	Maintenance	Paid by Check #25996		04/20/2020	05/29/2020	05/29/2020		05/29/2020	5.50
79896	Maintenance	Paid by Check #25996		04/21/2020	05/29/2020	05/29/2020		05/29/2020	9.75
79941	Maintenance	Paid by Check #25996		04/21/2020	05/29/2020	05/29/2020		05/29/2020	13.66
80066	Maintenance	Paid by Check #25996		04/21/2020	05/29/2020	05/29/2020		05/29/2020	101.53
80138	Maintenance	Paid by Check #25996		04/21/2020	05/29/2020	05/29/2020		05/29/2020	5.85
80197	Maintenance	Paid by Check #25996		04/21/2020	05/29/2020	05/29/2020		05/29/2020	2.17
80513	Maintenance	Paid by Check #25996		04/22/2020	05/29/2020	05/29/2020		05/29/2020	79.21
80557	Maintenance	Paid by Check #25996		04/22/2020	05/29/2020	05/29/2020		05/29/2020	110.12
80561	Maintenance	Paid by Check #25996		04/22/2020	05/29/2020	05/29/2020		05/29/2020	(110.12)
80562	Maintenance	Paid by Check #25996		04/22/2020	05/29/2020	05/29/2020		05/29/2020	110.12
80569	Maintenance	Paid by Check #25996		04/22/2020	05/29/2020	05/29/2020		05/29/2020	25.38
80639	Maintenance	Paid by Check #25996		04/22/2020	05/29/2020	05/29/2020		05/29/2020	61.48
80646	Maintenance	Paid by Check #25996		04/22/2020	05/29/2020	05/29/2020		05/29/2020	3.10
80668	Maintenance	Paid by Check #25996		04/22/2020	05/29/2020	05/29/2020		05/29/2020	54.00
80836	Maintenance	Paid by Check #25996		04/22/2020	05/29/2020	05/29/2020		05/29/2020	24.04
80861	Maintenance	Paid by Check #25996		04/22/2020	05/29/2020	05/29/2020		05/29/2020	40.32
81183	Maintenance	Paid by Check #25996		04/23/2020	05/29/2020	05/29/2020		05/29/2020	47.78

Accounts Payable Invoice Report

Payment Date Range 05/25/20 - 05/29/20
Report By Vendor - Invoice
Summary Listing

Invoice Number	Invoice Description	Status	Held Reason	Invoice Date	Due Date	G/L Date	Received Date	Payment Date	Invoice Net Amount
81218	Maintenance	Paid by Check #25996		04/23/2020	05/29/2020	05/29/2020		05/29/2020	9.94
81246	Maintenance	Paid by Check #25996		04/23/2020	05/29/2020	05/29/2020		05/29/2020	64.43
81266	Maintenance	Paid by Check #25996		04/23/2020	05/29/2020	05/29/2020		05/29/2020	8.77
81291	Maintenance	Paid by Check #25996		04/23/2020	05/29/2020	05/29/2020		05/29/2020	20.53
81456	Maintenance	Paid by Check #25996		04/23/2020	05/29/2020	05/29/2020		05/29/2020	9.03
81778	Maintenance	Paid by Check #25996		04/24/2020	05/29/2020	05/29/2020		05/29/2020	34.33
81836	Maintenance	Paid by Check #25996		04/24/2020	05/29/2020	05/29/2020		05/29/2020	14.82
81849	Maintenance	Paid by Check #25996		04/24/2020	05/29/2020	05/29/2020		05/29/2020	37.10
81915	Maintenance	Paid by Check #25996		04/24/2020	05/29/2020	05/29/2020		05/29/2020	18.07
83962	Maintenance	Paid by Check #25996		04/27/2020	05/29/2020	05/29/2020		05/29/2020	27.28
83966	Maintenance	Paid by Check #25996		04/27/2020	05/29/2020	05/29/2020		05/29/2020	259.85
84041	Maintenance	Paid by Check #25996		04/27/2020	05/29/2020	05/29/2020		05/29/2020	7.79
84043	Maintenance	Paid by Check #25996		04/27/2020	05/29/2020	05/29/2020		05/29/2020	34.90
84052	Maintenance	Paid by Check #25996		04/27/2020	05/29/2020	05/29/2020		05/29/2020	15.60
84059	Maintenance	Paid by Check #25996		04/27/2020	05/29/2020	05/29/2020		05/29/2020	24.89
84153	Maintenance	Paid by Check #25996		04/27/2020	05/29/2020	05/29/2020		05/29/2020	9.80
84228	Maintenance	Paid by Check #25996		04/27/2020	05/29/2020	05/29/2020		05/29/2020	5.13
84336	Maintenance	Paid by Check #25996		04/27/2020	05/29/2020	05/29/2020		05/29/2020	16.76
84409	Maintenance	Paid by Check #25996		04/27/2020	05/29/2020	05/29/2020		05/29/2020	19.86
84422	Maintenance	Paid by Check #25996		04/27/2020	05/29/2020	05/29/2020		05/29/2020	23.43
84426	Maintenance	Paid by Check #25996		04/27/2020	05/29/2020	05/29/2020		05/29/2020	32.55
84692	Maintenance	Paid by Check #25996		04/28/2020	05/29/2020	05/29/2020		05/29/2020	46.64
84801	Maintenance	Paid by Check #25996		04/28/2020	05/29/2020	05/29/2020		05/29/2020	18.09
84803	Maintenance	Paid by Check #25996		04/28/2020	05/29/2020	05/29/2020		05/29/2020	1.26
84810	Maintenance	Paid by Check #25996		04/28/2020	05/29/2020	05/29/2020		05/29/2020	8.77
85019	Maintenance	Paid by Check #25996		04/28/2020	05/29/2020	05/29/2020		05/29/2020	34.68
85379	Maintenance	Paid by Check #25996		04/29/2020	05/29/2020	05/29/2020		05/29/2020	46.63
85403	Maintenance	Paid by Check #25996		04/29/2020	05/29/2020	05/29/2020		05/29/2020	(53.15)
85474	Maintenance	Paid by Check #25996		04/29/2020	05/29/2020	05/29/2020		05/29/2020	37.45
85476	Maintenance	Paid by Check #25996		04/29/2020	05/29/2020	05/29/2020		05/29/2020	16.41
85502	Maintenance	Paid by Check #25996		04/29/2020	05/29/2020	05/29/2020		05/29/2020	32.98
85748	Maintenance	Paid by Check #25996		04/29/2020	05/29/2020	05/29/2020		05/29/2020	57.28
85895	Maintenance	Paid by Check #25996		04/29/2020	05/29/2020	05/29/2020		05/29/2020	4.33
86050	Maintenance	Paid by Check #25996		04/30/2020	05/29/2020	05/29/2020		05/29/2020	5.21
86051	Maintenance	Paid by Check #25996		04/30/2020	05/29/2020	05/29/2020		05/29/2020	19.30
86204	Maintenance	Paid by Check #25996		04/30/2020	05/29/2020	05/29/2020		05/29/2020	6.49
86388	Maintenance	Paid by Check #25996		04/30/2020	05/29/2020	05/29/2020		05/29/2020	2.39
86421	Maintenance	Paid by Check #25996		04/30/2020	05/29/2020	05/29/2020		05/29/2020	22.98
		Vendor **4 - Dinuba Lumber Company** Totals				Invoices	147		$5,021.23
Vendor **62 - Ed Dena's Auto Center**									
218169CVR	REPAIRS FOR M 735	Paid by Check #25997		05/15/2020	05/29/2020	05/29/2020		05/29/2020	256.69

Accounts Payable Invoice Report

Payment Date Range 05/25/20 - 05/29/20
Report By Vendor - Invoice
Summary Listing

Invoice Number	Invoice Description	Status	Held Reason	Invoice Date	Due Date	G/L Date	Received Date	Payment Date	Invoice Net Amount
		Vendor **62 - Ed Dena's Auto Center** Totals				Invoices		1	$256.69
Vendor **36 - Ewing Irrigation Products**									
9642309	Fy 19/20-Parks-Electric part and diaph assy kit 100-2FC	Paid by Check #25998		05/13/2020	05/29/2020	05/29/2020	05/22/2020	05/29/2020	156.30
		Vendor **36 - Ewing Irrigation Products** Totals				Invoices		1	$156.30
Vendor **35 - Federal Express Corporation**									
7-011-91517	PLANS SENT TO CONTRACTOR GRB SYSTEMS - WALMART	Paid by Check #25999		05/15/2020	05/29/2020	05/29/2020		05/29/2020	159.87
		Vendor **35 - Federal Express Corporation** Totals				Invoices		1	$159.87
Vendor **18 - The Gas Company**									
126315560035/20	DSC - Gas Co. 04/02 - 5/01/2020	Paid by Check #26000		05/05/2020	05/29/2020	05/29/2020		05/29/2020	70.72
		Vendor **18 - The Gas Company** Totals				Invoices		1	$70.72
Vendor **379 - Guardian EMS Products**									
6155	Supplies	Paid by Check #26001		05/11/2020	05/29/2020	05/29/2020		05/29/2020	186.41
		Vendor **379 - Guardian EMS Products** Totals				Invoices		1	$186.41
Vendor **1431 - Patricia Hartman**									
5/22/20	Anthem	Paid by Check #26002		05/22/2020	05/29/2020	05/29/2020		05/29/2020	565.42
		Vendor **1431 - Patricia Hartman** Totals				Invoices		1	$565.42
Vendor **139 - Henry Schein Inc.**									
76691067	Supplies	Paid by Check #26003		05/01/2020	05/29/2020	05/29/2020		05/29/2020	1,398.66
77106040	Supplies	Paid by Check #26003		05/14/2020	05/29/2020	05/29/2020		05/29/2020	1,276.02
		Vendor **139 - Henry Schein Inc.** Totals				Invoices		2	$2,674.68
Vendor **1150 - Hoffman Security**									
474870	DSC Security Monitoring - June 2020	Paid by Check #26004		05/20/2020	05/29/2020	05/29/2020		05/29/2020	105.00
		Vendor **1150 - Hoffman Security** Totals				Invoices		1	$105.00
Vendor **388 - Huber Technology Inc.**									
CD10019777	PARTS FOR SCREW PRESS AT WWTP	Paid by Check #26005		05/05/2020	05/29/2020	05/29/2020		05/29/2020	2,720.29
		Vendor **388 - Huber Technology Inc.** Totals				Invoices		1	$2,720.29
Vendor **974 - InfoSend, Inc.**									
171062	APRIL 2020 UT BILLS AND REMINDERS	Paid by Check #26006		04/30/2020	05/29/2020	05/29/2020		05/29/2020	3,241.03
		Vendor **974 - InfoSend, Inc.** Totals				Invoices		1	$3,241.03
Vendor **472 - Jacobson James & Associates**									
2004.0230	SENTINEL WELL MONITORING - APRIL 2020	Paid by Check #26007		05/19/2020	05/29/2020	05/29/2020		05/29/2020	2,732.64

Accounts Payable Invoice Report

Payment Date Range 05/25/20 - 05/29/20
Report By Vendor - Invoice
Summary Listing

Invoice Number	Invoice Description	Status	Held Reason	Invoice Date	Due Date	G/L Date	Received Date	Payment Date	Invoice Net Amount
2004.0231	SENTINEL WELL MONITORING - APRIL 2020	Paid by Check #26007		05/19/2020	05/29/2020	05/29/2020		05/29/2020	1,014.93
		Vendor **472 - Jacobson James & Associates** Totals				Invoices	2		$3,747.57
Vendor **440 - Johnson Controls Security Solutions**									
34289291	SECURITY SERVICES FOR WATER TOWER ON SIERRA	Paid by Check #26008		05/09/2020	05/29/2020	05/29/2020		05/29/2020	63.87
		Vendor **440 - Johnson Controls Security Solutions** Totals				Invoices	1		$63.87
Vendor **216 - Key Design Locksmithing**									
15776	KEY COPIES FOR BRANDON	Paid by Check #26009		05/12/2020	05/29/2020	05/29/2020		05/29/2020	148.40
		Vendor **216 - Key Design Locksmithing** Totals				Invoices	1		$148.40
Vendor **304 - Lowe's Home Centers Inc.**									
67050365/20	WASTEWATER LAB SUPPLIES, TOOLS FOR BUILDING MAINT	Paid by Check #26010		05/02/2020	05/29/2020	05/29/2020		05/29/2020	765.19
		Vendor **304 - Lowe's Home Centers Inc.** Totals				Invoices	1		$765.19
Vendor **1108 - Master Pitching Machine, Inc.**									
132206	Fy 19/20-Sportsplex-Part for athletic equipment	Paid by Check #26011		05/13/2020	05/29/2020	05/29/2020	05/22/2020	05/29/2020	46.43
		Vendor **1108 - Master Pitching Machine, Inc.** Totals				Invoices	1		$46.43
Vendor **1655 - Medline Industries, Inc.**									
1910460078	Supplies	Paid by Check #26012		05/08/2020	05/29/2020	05/29/2020		05/29/2020	1,189.05
		Vendor **1655 - Medline Industries, Inc.** Totals				Invoices	1		$1,189.05
Vendor **22 - Moore Twining Associates Inc.**									
0127405	WATER SAMPLE TESTING WWTP - INDUSTRIAL	Paid by Check #26013		04/27/2020	05/29/2020	05/29/2020		05/29/2020	88.00
0127428	WATER SAMPLE TESTING WWTP - IN HOUSE	Paid by Check #26013		04/28/2020	05/29/2020	05/29/2020		05/29/2020	115.00
0127497	WATER SAMPLE TESTING WWTP - INDUSTRIAL	Paid by Check #26013		04/28/2020	05/29/2020	05/29/2020		05/29/2020	88.00
0127618	WATER SAMPLE TESTING WWTP - IN HOUSE	Paid by Check #26013		05/01/2020	05/29/2020	05/29/2020		05/29/2020	70.00
0127629	WATER SAMPLE TESTING WWTP - INDUSTRIAL	Paid by Check #26013		05/01/2020	05/29/2020	05/29/2020		05/29/2020	88.00
0127659	WATER SAMPLE TESTING WWTP - INDUSTRIAL	Paid by Check #26013		05/04/2020	05/29/2020	05/29/2020		05/29/2020	88.00
0127916	WATER SAMPLE TESTING WWTP - INDUSTRIAL	Paid by Check #26013		05/12/2020	05/29/2020	05/29/2020		05/29/2020	88.00
0127935	WATER SAMPLE TESTING WWTP - INDUSTRIAL	Paid by Check #26013		05/13/2020	05/29/2020	05/29/2020		05/29/2020	88.00
0128147	WATER SAMPLE TESTING WWTP - IN HOUSE	Paid by Check #26013		05/19/2020	05/29/2020	05/29/2020		05/29/2020	226.00

Accounts Payable Invoice Report

Payment Date Range 05/25/20 - 05/29/20
Report By Vendor - Invoice
Summary Listing

Invoice Number	Invoice Description	Status	Held Reason	Invoice Date	Due Date	G/L Date	Received Date	Payment Date	Invoice Net Amount
0128246	WATER SAMPLE TESTING WWTP - INDUSTRIAL	Paid by Check #26013		05/20/2020	05/29/2020	05/29/2020		05/29/2020	88.00
		Vendor **22 - Moore Twining Associates Inc.** Totals				Invoices	10		$1,027.00
Vendor **1593 - Nelson's Power Center**									
236059	WEED EATER AND CHAINSAW PARTS - WWTP	Paid by Check #26014		05/13/2020	05/29/2020	05/29/2020		05/29/2020	251.60
236060	WEED EATER PARTS FOR WWTP	Paid by Check #26014		05/13/2020	05/29/2020	05/29/2020		05/29/2020	92.13
		Vendor **1593 - Nelson's Power Center** Totals				Invoices	2		$343.73
Vendor **142 - Office Depot BSD**									
490243727001	Office Supplies	Paid by Check #26015		05/11/2020	05/29/2020	05/29/2020		05/29/2020	143.15
489719541001	Office Supplies - Office Depot	Paid by Check #26015		05/08/2020	05/29/2020	05/29/2020		05/29/2020	838.98
		Vendor **142 - Office Depot BSD** Totals				Invoices	2		$982.13
Vendor **76 - Pacific Gas & Electric**									
618305447405/20	496 E Tulare	Paid by Check #26016		05/11/2020	05/29/2020	05/29/2020		05/29/2020	3,593.38
284878382875/20	1455 Crawford	Paid by Check #26016		05/08/2020	05/29/2020	05/29/2020		05/29/2020	9.65
860727324975/20	1001 El Paso	Paid by Check #26017		05/08/2020	05/29/2020	05/29/2020		05/29/2020	25.03
774843071195/20	Parks	Paid by Check #26017		05/10/2020	05/29/2020	05/29/2020		05/29/2020	16.30
169314496945/20	Kamm/Green	Paid by Check #26016		05/11/2020	05/29/2020	05/29/2020		05/29/2020	167.58
339630846045/20	KAMM/O	Paid by Check #26017		05/11/2020	05/29/2020	05/29/2020		05/29/2020	10.27
602118118765/20	201 Uruapan	Paid by Check #26017		05/11/2020	05/29/2020	05/29/2020		05/29/2020	1,126.79
945914183255/20	Parks	Paid by Check #26017		05/11/2020	05/29/2020	05/29/2020		05/29/2020	10.19
294652070085/20	Parks	Paid by Check #26016		05/12/2020	05/29/2020	05/29/2020		05/29/2020	79.34
731427487115/20	Parks	Paid by Check #26017		05/12/2020	05/29/2020	05/29/2020		05/29/2020	1,290.01
155771097455/20	1851 Kamm	Paid by Check #26016		05/13/2020	05/29/2020	05/29/2020		05/29/2020	1,483.12
		Vendor **76 - Pacific Gas & Electric** Totals				Invoices	11		$7,811.66
Vendor **366 - PBM Supply & Mfg., Inc**									
857588	PARTS FOR SPRAYER AT WWTP	Paid by Check #26018		05/21/2020	05/29/2020	05/29/2020		05/29/2020	72.54
		Vendor **366 - PBM Supply & Mfg., Inc** Totals				Invoices	1		$72.54
Vendor **7 - Pena's Disposal Services**									
510167	Fy 19/20-Parks-Disposal service for Vuich park	Paid by Check #26019		05/20/2020	05/29/2020	05/29/2020	05/22/2020	05/29/2020	341.50
507898	SELF HAUL - YARD WASTE, WOOD, CEMENT, SOLID MIXED WASTE	Paid by Check #26019		05/01/2020	05/29/2020	05/29/2020		05/29/2020	539.96
510174	Cust No. 01-153360	Paid by Check #26019		05/20/2020	05/29/2020	05/29/2020		05/29/2020	2,702.40
		Vendor **7 - Pena's Disposal Services** Totals				Invoices	3		$3,583.86
Vendor **39 - Pioneer Equipment Company**									
HH47658	Fy 19/20-Parks-Personal Protective Equip (eyeglass wear))	Paid by Check #26020		03/12/2020	05/29/2020	05/29/2020	05/22/2020	05/29/2020	89.13

Accounts Payable Invoice Report

Payment Date Range 05/25/20 - 05/29/20
Report By Vendor - Invoice
Summary Listing

Invoice Number	Invoice Description	Status	Held Reason	Invoice Date	Due Date	G/L Date	Received Date	Payment Date	Invoice Net Amount
		Vendor **39 - Pioneer Equipment Company** Totals				Invoices	1		$89.13
Vendor **38 - Reedley Irrigation System**									
RIS-POS02-21081	REPLACED DAMAGED VALVE ON LAWNS	Paid by Check #26021		05/11/2020	05/29/2020	05/29/2020		05/29/2020	179.05
		Vendor **38 - Reedley Irrigation System** Totals				Invoices	1		$179.05
Vendor **124 - Reedley Veterinary Hospital**									
52	PD - Examine & Euthanize Fees & April Disposal	Paid by Check #26022		05/15/2020	05/29/2020	05/29/2020		05/29/2020	575.00
		Vendor **124 - Reedley Veterinary Hospital** Totals				Invoices	1		$575.00
Vendor **349 - RES COM Pest Control**									
1821891	PD - Dog Kennel Pest Control Service	Paid by Check #26023		05/20/2020	05/29/2020	05/29/2020		05/29/2020	44.00
		Vendor **349 - RES COM Pest Control** Totals				Invoices	1		$44.00
Vendor **797 - Safety Network Traffic Control Services, Inc.**									
TS-11892	STREET SIGNS	Paid by Check #26024		05/18/2020	05/29/2020	05/29/2020		05/29/2020	4,554.01
		Vendor **797 - Safety Network Traffic Control Services, Inc.** Totals				Invoices	1		$4,554.01
Vendor **42 - Scout Specialties**									
134570	SPRAY BOTTLE FOR SANITIZER	Paid by Check #26025		05/08/2020	05/29/2020	05/29/2020		05/29/2020	92.50
		Vendor **42 - Scout Specialties** Totals				Invoices	1		$92.50
Vendor **361 - SJVAPCD**									
S151082	AIR TOXIC ASSESSMENT 19/20 - WWTP, FACILITY ID S981	Paid by Check #26026		05/18/2020	05/29/2020	05/29/2020		05/29/2020	501.00
S151299	AIR TOXIC ASSESSMENT 19/20 - WELL 17, FACILITY ID S3483	Paid by Check #26026		05/18/2020	05/29/2020	05/29/2020		05/29/2020	501.00
S151373	AIR TOXIC ASSESSMENT 19/20 - EUCLID AVE, FACILITY ID S3953	Paid by Check #26026		05/18/2020	05/29/2020	05/29/2020		05/29/2020	501.00
S151508	AIR TOXIC ASSESSMENT 19/20 - 1088 KAMM, FACILITY ID S7016	Paid by Check #26026		05/18/2020	05/29/2020	05/29/2020		05/29/2020	501.00
S151551	AIR TOXIC ASSESSMENT 19/20 - 2007 CRAWFORD, FACILITY ID S7450	Paid by Check #26026		05/18/2020	05/29/2020	05/29/2020		05/29/2020	501.00
		Vendor **361 - SJVAPCD** Totals				Invoices	5		$2,505.00
Vendor **758 - Solenis LLC**									
131631529	POLYMER FOR WWTP	Paid by Check #26027		05/13/2020	05/29/2020	05/29/2020		05/29/2020	4,632.28
		Vendor **758 - Solenis LLC** Totals				Invoices	1		$4,632.28
Vendor **147 - Swanson-Farhney Ford Sales**									
24295FOW	REPAIR PARTS FOR T 19	Paid by Check #26028		05/14/2020	05/29/2020	05/29/2020		05/29/2020	30.96
		Vendor **147 - Swanson-Farhney Ford Sales** Totals				Invoices	1		$30.96

Accounts Payable Invoice Report

Payment Date Range 05/25/20 - 05/29/20
Report By Vendor - Invoice
Summary Listing

Invoice Number	Invoice Description	Status	Held Reason	Invoice Date	Due Date	G/L Date	Received Date	Payment Date	Invoice Net Amount
Vendor **86 - SWRCB**									
OIT1JR	WWTP OIT1 JORGE RIVERA	Paid by Check #26029		05/26/2020	05/29/2020	05/29/2020		05/29/2020	125.00
			Vendor **86 - SWRCB** Totals			Invoices	1		$125.00
Vendor **1447 - Monte Sylvester**									
5/22/20	Anthem	Paid by Check #26030		05/22/2020	05/29/2020	05/29/2020		05/29/2020	264.66
			Vendor **1447 - Monte Sylvester** Totals			Invoices	1		$264.66
Vendor **1236 - T-Mobile USA, Inc.**									
9398105807	PD - GPS Locate / DF1900783	Paid by Check #26031		05/11/2020	05/29/2020	05/29/2020		05/29/2020	204.00
			Vendor **1236 - T-Mobile USA, Inc.** Totals			Invoices	1		$204.00
Vendor **163 - TAG/AMS Inc.**									
2766236	DRUG TESTS	Paid by Check #26032		05/18/2020	05/29/2020	05/29/2020		05/29/2020	195.00
			Vendor **163 - TAG/AMS Inc.** Totals			Invoices	1		$195.00
Vendor **1633 - Toyota Industries Commercial Finance, Inc.**									
4002734840	LITTER VACUUM LEASE PAYMENT	Paid by Check #26033		04/13/2020	05/29/2020	05/29/2020		05/29/2020	950.73
4002734841	LITTER VACUUM LEASE PAYMENT	Paid by Check #26033		04/13/2020	05/29/2020	05/29/2020		05/29/2020	950.73
4002764809	LITTER VACUUM LEASE PAYMENT	Paid by Check #26033		05/14/2020	05/29/2020	05/29/2020		05/29/2020	950.73
			Vendor **1633 - Toyota Industries Commercial Finance, Inc.** Totals			Invoices	3		$2,852.19
Vendor **152 - Trac Net Corp.**									
986	PD - TracNet Annual Maintenance MSP 07/01/20 - 06/30/21	Paid by Check #26034		05/01/2020	05/29/2020	05/29/2020		05/29/2020	21,191.28
			Vendor **152 - Trac Net Corp.** Totals			Invoices	1		$21,191.28
Vendor **1098 - Tyler Technologies**									
045-297643	UTILITY BILL FORM	Paid by Check #26035		03/31/2020	05/29/2020	05/29/2020		05/29/2020	700.00
045-297644	DELINQUENT FORM	Paid by Check #26035		03/31/2020	05/29/2020	05/29/2020		05/29/2020	700.00
			Vendor **1098 - Tyler Technologies** Totals			Invoices	2		$1,400.00
Vendor **192 - UNUM Life Insurance Company of America**									
6/1-6/30/20	Life Insurance 6/1-6/30/20	Paid by Check #26036		05/11/2020	05/29/2020	05/29/2020		05/29/2020	10,625.86
			Vendor **192 - UNUM Life Insurance Company of America** Totals			Invoices	1		$10,625.86
Vendor **273 - US Bank**									
5719156	TARB 2014	Paid by Check #26038		04/24/2020	05/29/2020	05/29/2020		05/29/2020	1,500.00
414684936	PD - Copier Lease Charges	Paid by Check #26037		05/18/2020	05/29/2020	05/29/2020		05/29/2020	907.06
			Vendor **273 - US Bank** Totals			Invoices	2		$2,407.06
Vendor **359 - Valero Marketing & Supply Company**									
65373560	April 2020	Paid by Check #26039		05/06/2020	05/29/2020	05/29/2020		05/29/2020	1,915.17
			Vendor **359 - Valero Marketing & Supply Company** Totals			Invoices	1		$1,915.17

Accounts Payable Invoice Report

Payment Date Range 05/25/20 - 05/29/20
Report By Vendor - Invoice
Summary Listing

Invoice Number	Invoice Description	Status	Held Reason	Invoice Date	Due Date	G/L Date	Received Date	Payment Date	Invoice Net Amount
Vendor **354 - Verizon Wireless**									
9854553041	June 2020	Paid by Check #26041		05/12/2020	05/29/2020	05/29/2020		05/29/2020	351.21
9854284394	PD - 04/11/2020 - 05/10/2020 Billing Charges	Paid by Check #26040		05/10/2020	05/29/2020	05/29/2020		05/29/2020	2,009.81
			Vendor **354 - Verizon Wireless** Totals			Invoices	2		$2,361.02
Vendor **104 - Vision Service Plan**									
809434743	June 2020	Paid by Check #26042		05/19/2020	05/29/2020	05/29/2020		05/29/2020	2,866.04
			Vendor **104 - Vision Service Plan** Totals			Invoices	1		$2,866.04
Vendor **1382 - XiO, Inc.**									
201210098	MONTHLY PAYMENT FOR PHASE II	Paid by Check #26043		06/01/2020	05/29/2020	05/29/2020		05/29/2020	1,967.79
			Vendor **1382 - XiO, Inc.** Totals			Invoices	1		$1,967.79
Vendor **Lumbreras Manuel General Pest Control Force**									
Refund fees	Fy 19/20-Sports-BB Season cancelled due to Covid-19	Paid by Check #26044		05/20/2020	05/29/2020	05/29/2020	05/20/2020	05/29/2020	250.00
			Vendor **Lumbreras Manuel General Pest Control Force** Totals			Invoices	1		$250.00
				Grand Totals		Invoices	308		$220,477.30

Accounts Payable Invoice Report

Payment Date Range 06/01/20 - 06/05/20
Report By Vendor - Invoice
Summary Listing

Invoice Number	Invoice Description	Status	Held Reason	Invoice Date	Due Date	G/L Date	Received Date	Payment Date	Invoice Net Amount
Vendor **1656 - A Plus Signs, Inc.**									
20005	1/3 portion for marquee	Paid by Check #26045		04/24/2020	06/05/2020	06/05/2020		06/05/2020	2,463.87
		Vendor **1656 - A Plus Signs, Inc.** Totals				Invoices	1		$2,463.87
Vendor **326 - Advanced Flow Measurement**									
0004000	INSTALL AND CALIBRATE FILTER PLANT	Paid by Check #26046		04/21/2020	06/05/2020	06/05/2020		06/05/2020	725.00
		Vendor **326 - Advanced Flow Measurement** Totals				Invoices	1		$725.00
Vendor **522 - Allstar Towing**									
36940	TOW FOR BUS 10	Paid by Check #26047		05/22/2020	06/05/2020	06/05/2020		06/05/2020	95.00
		Vendor **522 - Allstar Towing** Totals				Invoices	1		$95.00
Vendor **844 - Arrowhead Scientific Inc.**									
127106	PD - Supplies	Paid by Check #26048		05/28/2020	06/05/2020	06/05/2020		06/05/2020	274.94
		Vendor **844 - Arrowhead Scientific Inc.** Totals				Invoices	1		$274.94
Vendor **17 - AT&T**									
23845182145/20	CH	Paid by Check #26049		05/07/2020	06/05/2020	06/05/2020		06/05/2020	67.07
93910547365/20	PD - 04/20/2020 - 05/19/2020 Billing Charges	Paid by Check #26050		05/20/2020	06/05/2020	06/05/2020		06/05/2020	140.08
		Vendor **17 - AT&T** Totals				Invoices	2		$207.15
Vendor **289 - AT&T Mobility LLC**									
2870151847345/20	May 2020	Paid by Check #26051		05/16/2020	06/05/2020	06/05/2020		06/05/2020	88.24
		Vendor **289 - AT&T Mobility LLC** Totals				Invoices	1		$88.24
Vendor **822 - Boundtree Medical LLC**									
83614780	Supplies	Paid by Check #26052		05/05/2020	06/05/2020	06/05/2020		06/05/2020	190.07
		Vendor **822 - Boundtree Medical LLC** Totals				Invoices	1		$190.07
Vendor **1275 - California Turf Equipment**									
456534	WWTP WEEDS MAINTENANCE SUPPLIES	Paid by Check #26053		05/22/2020	06/05/2020	06/05/2020		06/05/2020	571.54
		Vendor **1275 - California Turf Equipment** Totals				Invoices	1		$571.54
Vendor **215 - Chad's Auto Glass**									
72861	REPAIRS TO BUS 14	Paid by Check #26054		05/21/2020	06/05/2020	06/05/2020		06/05/2020	75.00
		Vendor **215 - Chad's Auto Glass** Totals				Invoices	1		$75.00
Vendor **232 - Courier Printing and Village Printer**									
C25971	PD - Business Cards	Paid by Check #26055		05/28/2020	06/05/2020	06/05/2020		06/05/2020	434.11
		Vendor **232 - Courier Printing and Village Printer** Totals				Invoices	1		$434.11
Vendor **1000 - Cipriano Del Real**									
EMT Reimb 2020	EMT Recert. Reimb.	Paid by Check #26056		05/12/2020	06/05/2020	06/05/2020		06/05/2020	82.00

Accounts Payable Invoice Report

Payment Date Range 06/01/20 - 06/05/20
Report By Vendor - Invoice
Summary Listing

Invoice Number	Invoice Description	Status	Held Reason	Invoice Date	Due Date	G/L Date	Received Date	Payment Date	Invoice Net Amount
			Vendor **1000 - Cipriano Del Real** Totals			Invoices	1		$82.00
Vendor **166 - Dinuba Glass LLC.**									
23892	CLEAR PLEXI FOR BAR SCREENS AT WWTP	Paid by Check #26057		04/22/2020	06/05/2020	06/05/2020		06/05/2020	65.33
			Vendor **166 - Dinuba Glass LLC.** Totals			Invoices	1		$65.33
Vendor **341 - Dinuba Tires LLC**									
71994	M731 Repair	Paid by Check #26058		06/01/2020	06/05/2020	06/05/2020		06/05/2020	15.00
			Vendor **341 - Dinuba Tires LLC** Totals			Invoices	1		$15.00
Vendor **69 - Don's Shoes**									
10810	Fy 19/20-Parks-2019 Work Boots for Joe Grijalva	Paid by Check #26059		05/27/2020	06/05/2020	06/05/2020	05/29/2020	06/05/2020	168.18
			Vendor **69 - Don's Shoes** Totals			Invoices	1		$168.18
Vendor **407 - Ed's Custom Collision Center**									
12457	REPAIRS TO 2016 DODGE RAM 55684	Paid by Check #26060		01/24/2020	06/05/2020	06/05/2020		06/05/2020	2,920.00
			Vendor **407 - Ed's Custom Collision Center** Totals			Invoices	1		$2,920.00
Vendor **280 - Entersect**									
520EP31191	PD - May 2020	Paid by Check #26061		05/31/2020	06/05/2020	06/05/2020		06/05/2020	100.00
			Vendor **280 - Entersect** Totals			Invoices	1		$100.00
Vendor **25 - The Fresno Bee**									
FRS-779813772020	FRESNO BEE SUBSCRIPTION	Paid by Check #26062		05/11/2020	06/05/2020	06/05/2020		06/05/2020	569.85
			Vendor **25 - The Fresno Bee** Totals			Invoices	1		$569.85
Vendor **18 - The Gas Company**									
164115670075/20	110 S College	Paid by Check #26063		05/05/2020	06/05/2020	06/05/2020		06/05/2020	27.12
086574247125/20	PW Natural Gas	Paid by Check #26063		05/06/2020	06/05/2020	06/05/2020		06/05/2020	3,312.13
			Vendor **18 - The Gas Company** Totals			Invoices	2		$3,339.25
Vendor **242 - Green Box Rentals, Inc.**									
73790	Fy 19/20-Sports-Mo rental container at rec center	Paid by Check #26064		05/31/2020	06/05/2020	06/05/2020	06/01/2020	06/05/2020	70.53
73792	Fy 19/20-Parks-Mo rental storage cont for Vuich park	Paid by Check #26064		05/31/2020	06/05/2020	06/05/2020	06/01/2020	06/05/2020	81.38
			Vendor **242 - Green Box Rentals, Inc.** Totals			Invoices	2		$151.91
Vendor **379 - Guardian EMS Products**									
6298	Supplies	Paid by Check #26065		05/27/2020	06/05/2020	06/05/2020		06/05/2020	478.49
			Vendor **379 - Guardian EMS Products** Totals			Invoices	1		$478.49
Vendor **1641 - Gulf Coast Pharmaceuticals, LLC**									

Accounts Payable Invoice Report

Payment Date Range 06/01/20 - 06/05/20
Report By Vendor - Invoice
Summary Listing

Invoice Number	Invoice Description	Status	Held Reason	Invoice Date	Due Date	G/L Date	Received Date	Payment Date	Invoice Net Amount
S255493	Supplies	Paid by Check #26066		05/11/2020	06/05/2020	06/05/2020		06/05/2020	515.59
		Vendor **1641 - Gulf Coast Pharmaceuticals, LLC** Totals				Invoices	1		$515.59
Vendor **139 - Henry Schein Inc.**									
77334973	Supplies	Paid by Check #26067		05/19/2020	06/05/2020	06/05/2020		06/05/2020	141.32
77336597	Supplies	Paid by Check #26067		05/19/2020	06/05/2020	06/05/2020		06/05/2020	143.70
		Vendor **139 - Henry Schein Inc.** Totals				Invoices	2		$285.02
Vendor **213 - Javelina Trading Company**									
2004027	GLOVES, HARD HATS, FACE MASKS	Paid by Check #26068		04/29/2020	06/05/2020	06/05/2020		06/05/2020	2,048.03
		Vendor **213 - Javelina Trading Company** Totals				Invoices	1		$2,048.03
Vendor **1657 - Jimenez Custom Fabrication**									
1	Jimenez Fabrication ADA Ramp	Paid by Check #26069		05/25/2020	06/05/2020	06/05/2020		06/05/2020	1,800.00
		Vendor **1657 - Jimenez Custom Fabrication** Totals				Invoices	1		$1,800.00
Vendor **440 - Johnson Controls Security Solutions**									
34289293	199 N L St	Paid by Check #26070		05/09/2020	06/05/2020	06/05/2020		06/05/2020	816.13
		Vendor **440 - Johnson Controls Security Solutions** Totals				Invoices	1		$816.13
Vendor **852 - Kent M Kawagoe Ph.D.**									
MarApr2020	PD - Debriefings	Paid by Check #26071		04/30/2020	06/05/2020	06/05/2020		06/05/2020	600.00
		Vendor **852 - Kent M Kawagoe Ph.D.** Totals				Invoices	1		$600.00
Vendor **1403 - Kings Industrial Occupational Medical Center, Inc.**									
80723	Professional Services	Paid by Check #26072		04/13/2020	06/05/2020	06/05/2020		06/05/2020	380.00
		Vendor **1403 - Kings Industrial Occupational Medical Center, Inc.** Totals				Invoices	1		$380.00
Vendor **969 - Kings River Tractor, Inc.**									
IR08312	PARTS FOR KUBOTA TRACTOR	Paid by Check #26073		05/20/2020	06/05/2020	06/05/2020		06/05/2020	210.21
		Vendor **969 - Kings River Tractor, Inc.** Totals				Invoices	1		$210.21
Vendor **449 - Les Schwab Tire Centers of Central California**									
55100220421	TIRE REPAIR FOR U 06	Paid by Check #26074		05/21/2020	06/05/2020	06/05/2020		06/05/2020	114.87
		Vendor **449 - Les Schwab Tire Centers of Central California** Totals				Invoices	1		$114.87
Vendor **441 - Mechanics Bank**									
1749 5/1/20	Linda	Paid by EFT #1265		05/01/2020	06/03/2020	06/03/2020		06/03/2020	65.00
		Vendor **441 - Mechanics Bank** Totals				Invoices	1		$65.00
Vendor **160 - Mid Valley Publishing Inc.**									
0319999-IN	Publications & Subscriptions	Paid by Check #26075		04/30/2020	06/05/2020	06/05/2020		06/05/2020	90.00
		Vendor **160 - Mid Valley Publishing Inc.** Totals				Invoices	1		$90.00

Accounts Payable Invoice Report

Payment Date Range 06/01/20 - 06/05/20
Report By Vendor - Invoice
Summary Listing

Invoice Number	Invoice Description	Status	Held Reason	Invoice Date	Due Date	G/L Date	Received Date	Payment Date	Invoice Net Amount
Vendor **22 - Moore Twining Associates Inc.**									
0128394	WATER SAMPLE TESTING WWTP - IN HOUSE	Paid by Check #26076		05/27/2020	06/05/2020	06/05/2020		06/05/2020	115.00
0128395	WATER SAMPLE TESTING WWTP - INDUSTRIAL	Paid by Check #26076		05/27/2020	06/05/2020	06/05/2020		06/05/2020	88.00
0128455	WATER SAMPLE TESTING WWTP - INDUSTRIAL	Paid by Check #26076		05/28/2020	06/05/2020	06/05/2020		06/05/2020	88.00
		Vendor **22 - Moore Twining Associates Inc.** Totals				Invoices	3		$291.00
Vendor **64 - National Notary Association**									
000842304 20/21	Linda Barkley FY 20/21	Paid by Check #26077		05/28/2020	06/05/2020	06/05/2020		06/05/2020	69.00
		Vendor **64 - National Notary Association** Totals				Invoices	1		$69.00
Vendor **142 - Office Depot BSD**									
456711994001	Fy 19/20-Sports-Binders, letter size boxes, dividers	Paid by Check #26078		03/12/2020	06/05/2020	06/05/2020	05/29/2020	06/05/2020	159.06
494018134001	PD - Supplies	Paid by Check #26078		05/15/2020	06/05/2020	06/05/2020		06/05/2020	317.63
494025990001	PD - Supplies	Paid by Check #26078		05/18/2020	06/05/2020	06/05/2020		06/05/2020	27.07
495708546001	PD - Inv #474711256001 Supplies Credit	Paid by Check #26078		05/18/2020	06/05/2020	06/05/2020		06/05/2020	(27.60)
		Vendor **142 - Office Depot BSD** Totals				Invoices	4		$476.16
Vendor **76 - Pacific Gas & Electric**									
316657841905.20	3007 Kamm	Paid by Check #26079		05/19/2020	06/05/2020	06/05/2020		06/05/2020	70.76
432339024695/20	Citrus Heights	Paid by Check #26080		05/15/2020	06/05/2020	06/05/2020		06/05/2020	61.88
831902407275/20	Parks	Paid by Check #26080		05/15/2020	06/05/2020	06/05/2020		06/05/2020	24.06
854359817425/20	Parks	Paid by Check #26080		05/15/2020	06/05/2020	06/05/2020		06/05/2020	200.65
901837373535/20	Dunmore Homes	Paid by Check #26080		05/15/2020	06/05/2020	06/05/2020		06/05/2020	901.63
919617675885/20	Sierra/Buena Vista	Paid by Check #26080		05/15/2020	06/05/2020	06/05/2020		06/05/2020	68.17
640799572504/20	PW	Paid by Check #26082		04/16/2020	06/05/2020	06/05/2020		06/05/2020	3,966.22
723267973794/20	PW	Paid by Check #26082		04/16/2020	06/05/2020	06/05/2020		06/05/2020	13,678.01
864715010304/20	PW	Paid by Check #26083		04/29/2020	06/05/2020	06/05/2020		06/05/2020	55.19
057129638255/20	PW	Paid by Check #26079		05/01/2020	06/05/2020	06/05/2020		06/05/2020	98.35
141629409455/20	389 W El Monte	Paid by Check #26079		05/01/2020	06/05/2020	06/05/2020		06/05/2020	54.20
335464179665/20	KAMM/O	Paid by Check #26081		05/01/2020	06/05/2020	06/05/2020		06/05/2020	68.72
134445515955/20	PW	Paid by Check #26079		05/08/2020	06/05/2020	06/05/2020		06/05/2020	34.56
210475377885/20	155 W Merced	Paid by Check #26081		05/08/2020	06/05/2020	06/05/2020		06/05/2020	60.33
447571605185/20	180 W Merced	Paid by Check #26081		05/08/2020	06/05/2020	06/05/2020		06/05/2020	404.63
605804926705/20	148 S M St	Paid by Check #26082		05/08/2020	06/05/2020	06/05/2020		06/05/2020	28.97
630805446695/20	PW	Paid by Check #26082		05/08/2020	06/05/2020	06/05/2020		06/05/2020	9.53
768101241985/20	180 W Merced STE C	Paid by Check #26083		05/08/2020	06/05/2020	06/05/2020		06/05/2020	147.03
975086523735/20	180 W Merced	Paid by Check #26083		05/08/2020	06/05/2020	06/05/2020		06/05/2020	32.75
672472110625/20	Tulare/L	Paid by Check #26082		05/10/2020	06/05/2020	06/05/2020		06/05/2020	80.04
676638777015/20	Tulare/L	Paid by Check #26082		05/10/2020	06/05/2020	06/05/2020		06/05/2020	43.66

Accounts Payable Invoice Report

Payment Date Range 06/01/20 - 06/05/20
Report By Vendor - Invoice
Summary Listing

Invoice Number	Invoice Description	Status	Held Reason	Invoice Date	Due Date	G/L Date	Received Date	Payment Date	Invoice Net Amount
183409121305/20	PW	Paid by Check #26081		05/11/2020	06/05/2020	06/05/2020		06/05/2020	10.19
496411368305/20	Milsap/Myrtle	Paid by Check #26081		05/11/2020	06/05/2020	06/05/2020		06/05/2020	71.76
516730856045/20	Kamm/Alta	Paid by Check #26082		05/11/2020	06/05/2020	06/05/2020		06/05/2020	95.89
874409527915/20	301 E Kamm	Paid by Check #26083		05/11/2020	06/05/2020	06/05/2020		06/05/2020	10.19
502735657345/20	Randle Ave	Paid by Check #26081		05/12/2020	06/05/2020	06/05/2020		06/05/2020	39.82
847471995155/20	Alta/Kamm	Paid by Check #26083		05/12/2020	06/05/2020	06/05/2020		06/05/2020	68.88
156188827225/20	PW	Paid by Check #26079		05/14/2020	06/05/2020	06/05/2020		06/05/2020	121.63
338077954235/20	2007 Crawford	Paid by Check #26081		05/14/2020	06/05/2020	06/05/2020		06/05/2020	704.08
954874984795/20	Alta/Nebraska	Paid by Check #26083		05/14/2020	06/05/2020	06/05/2020		06/05/2020	67.63
917922255335/20	PW	Paid by Check #26083		05/15/2020	06/05/2020	06/05/2020		06/05/2020	937.40
		Vendor	**76 - Pacific Gas & Electric** Totals			Invoices	31		$22,216.81
Vendor **265 - Pape Machinery Inc.**									
12030292	SEATS FOR U 06	Paid by Check #26084		05/18/2020	06/05/2020	06/05/2020		06/05/2020	2,340.43
		Vendor	**265 - Pape Machinery Inc.** Totals			Invoices	1		$2,340.43
Vendor **686 - Elva Patino**									
Ed. Reimb. 2020	Tuition Reimb Spring 2020	Paid by Check #26085		01/13/2020	06/05/2020	06/05/2020		06/05/2020	180.24
		Vendor	**686 - Elva Patino** Totals			Invoices	1		$180.24
Vendor **39 - Pioneer Equipment Company**									
AP58663	PARTS FOR WWTP	Paid by Check #26086		03/25/2020	06/05/2020	06/05/2020		06/05/2020	91.11
		Vendor	**39 - Pioneer Equipment Company** Totals			Invoices	1		$91.11
Vendor **1411 - Placer Title Company**									
139807	Placer Title DUSD	Paid by Check #26087		05/22/2020	06/05/2020	06/05/2020		06/05/2020	668.00
		Vendor	**1411 - Placer Title Company** Totals			Invoices	1		$668.00
Vendor **38 - Reedley Irrigation System**									
RIS-POS02-21728	Fy 19/20-Parks-Swing Joint Hunter variety of sizes	Paid by Check #26088		05/28/2020	06/05/2020	06/05/2020	06/01/2020	06/05/2020	81.15
RIS-POS02-21457	SUPPLIES FOR BUILDING MAINT	Paid by Check #26088		05/20/2020	06/05/2020	06/05/2020		06/05/2020	477.83
RIS-POS02-21475	SUPPLIES FOR BUILDING MAINT	Paid by Check #26088		05/20/2020	06/05/2020	06/05/2020		06/05/2020	428.46
		Vendor	**38 - Reedley Irrigation System** Totals			Invoices	3		$987.44
Vendor **797 - Safety Network Traffic Control Services, Inc.**									
TS-11902	DO NOT ENTER SIGNS	Paid by Check #26089		05/22/2020	06/05/2020	06/05/2020		06/05/2020	267.78
		Vendor	**797 - Safety Network Traffic Control Services, Inc.** Totals			Invoices	1		$267.78
Vendor **42 - Scout Specialties**									
134177	PART FOR BACKHOE SEAT - WWTP	Paid by Check #26090		04/23/2020	06/05/2020	06/05/2020		06/05/2020	10.92
		Vendor	**42 - Scout Specialties** Totals			Invoices	1		$10.92
Vendor **431 - Sparkletts**									

Accounts Payable Invoice Report

Payment Date Range 06/01/20 - 06/05/20
Report By Vendor - Invoice
Summary Listing

Invoice Number	Invoice Description	Status	Held Reason	Invoice Date	Due Date	G/L Date	Received Date	Payment Date	Invoice Net Amount
5080520 052820	PD - Water Cooler	Paid by Check #26091		05/28/2020	06/05/2020	06/05/2020		06/05/2020	148.62
			Vendor **431 - Sparkletts** Totals			Invoices	1		$148.62
Vendor **835 - Spence Fence Company Enterprise**									
15675	Fy 19/20-L&L-Installed fence @ Saginaw & Viscaya	Paid by Check #26092		05/29/2020	06/05/2020	06/05/2020	06/01/2020	06/05/2020	795.00
			Vendor **835 - Spence Fence Company Enterprise** Totals			Invoices	1		$795.00
Vendor **188 - Steam Cleaners Inc.**									
136812	SHOP EQUIPMENT	Paid by Check #26093		04/15/2020	06/05/2020	06/05/2020		06/05/2020	230.16
			Vendor **188 - Steam Cleaners Inc.** Totals			Invoices	1		$230.16
Vendor **214 - Stericycle, Inc.**									
3005112622	June 2020	Paid by Check #26094		06/01/2020	06/05/2020	06/05/2020		06/05/2020	130.68
			Vendor **214 - Stericycle, Inc.** Totals			Invoices	1		$130.68
Vendor **92 - Target Specialty Products**									
INVP500111487	WEED CONTROL AT WWTP	Paid by Check #26095		05/06/2020	06/05/2020	06/05/2020		06/05/2020	2,293.48
INVP500128136	SQUIRREL BAIT FOR WWTP	Paid by Check #26095		05/21/2020	06/05/2020	06/05/2020		06/05/2020	183.70
INVP500128139	SQUIRREL BAIT FOR WWTP	Paid by Check #26095		05/21/2020	06/05/2020	06/05/2020		06/05/2020	551.07
			Vendor **92 - Target Specialty Products** Totals			Invoices	3		$3,028.25
Vendor **1564 - The Home Depot Pro**									
549895613	CLEANING SUPPLIES	Paid by Check #26096		05/07/2020	06/05/2020	06/05/2020		06/05/2020	2,494.27
549895621	CLEANING SUPPLIES	Paid by Check #26096		05/07/2020	06/05/2020	06/05/2020		06/05/2020	2,828.27
549895639	CLEANING SUPPLIES	Paid by Check #26096		05/07/2020	06/05/2020	06/05/2020		06/05/2020	224.50
550054480	CLEANING SUPPLIES	Paid by Check #26096		05/07/2020	06/05/2020	06/05/2020		06/05/2020	742.44
550494926	CLEANING SUPPLIES	Paid by Check #26096		05/11/2020	06/05/2020	06/05/2020		06/05/2020	53.97
550550354	CLEANING SUPPLIES	Paid by Check #26096		05/12/2020	06/05/2020	06/05/2020		06/05/2020	43.75
			Vendor **1564 - The Home Depot Pro** Totals			Invoices	6		$6,387.20
Vendor **717 - TMI Research Services**									
CITYOD 20-04-30	Professional Services	Paid by Check #26097		04/30/2020	06/05/2020	06/05/2020		06/05/2020	130.00
			Vendor **717 - TMI Research Services** Totals			Invoices	1		$130.00
Vendor **902 - Tractor Supply Credit Plan**									
0027 4/29/20 PW	PW	Paid by Check #26098		04/29/2020	06/05/2020	06/05/2020		06/05/2020	184.36
			Vendor **902 - Tractor Supply Credit Plan** Totals			Invoices	1		$184.36
Vendor **1577 - Union Pacific Railroad Company**									
90096639	Union Pacific S. College Project	Paid by Check #26099		05/14/2020	06/05/2020	06/05/2020		06/05/2020	1,245.59
			Vendor **1577 - Union Pacific Railroad Company** Totals			Invoices	1		$1,245.59
Vendor **359 - Valero Marketing & Supply Company**									
65366744FI	PD - Fuel Fees & Interest	Paid by Check #26100		05/06/2020	06/05/2020	06/05/2020		06/05/2020	101.24

Accounts Payable Invoice Report

Payment Date Range 06/01/20 - 06/05/20
Report By Vendor - Invoice
Summary Listing

Invoice Number	Invoice Description	Status	Held Reason	Invoice Date	Due Date	G/L Date	Received Date	Payment Date	Invoice Net Amount
		Vendor **359 - Valero Marketing & Supply Company** Totals				Invoices	1		$101.24
Vendor **201 - Valley Farm Services, Inc.**									
23127	FLEET REPAIRS	Paid by Check #26101		02/25/2020	06/05/2020	06/05/2020		06/05/2020	411.96
		Vendor **201 - Valley Farm Services, Inc.** Totals				Invoices	1		$411.96
Vendor **354 - Verizon Wireless**									
9854636910	CM	Paid by Check #26106		05/14/2020	06/05/2020	06/05/2020		06/05/2020	373.37
9854636909	Finance	Paid by Check #26105		05/14/2020	06/05/2020	06/05/2020		06/05/2020	278.88
9854636908	June 2020	Paid by Check #26103		05/14/2020	06/05/2020	06/05/2020		06/05/2020	394.43
9854636907	Fy 19/20-Monthly dept cell phone bill	Paid by Check #26102		05/14/2020	06/05/2020	06/05/2020	05/26/2020	06/05/2020	1,062.20
9854636906	ADMIN PHONE CHARGES	Paid by Check #26104		05/14/2020	06/05/2020	06/05/2020		06/05/2020	673.73
		Vendor **354 - Verizon Wireless** Totals				Invoices	5		$2,782.61
Vendor **820 - Vulcan Materials Company**									
72572147	AGGREGATE & ASPHALT	Paid by Check #26107		05/08/2020	06/05/2020	06/05/2020		06/05/2020	686.29
		Vendor **820 - Vulcan Materials Company** Totals				Invoices	1		$686.29
Vendor **549 - Wal-Mart**									
2458 5/16/2020	Supplies	Paid by Check #26108		05/16/2020	06/05/2020	06/05/2020		06/05/2020	252.20
		Vendor **549 - Wal-Mart** Totals				Invoices	1		$252.20
Vendor **1382 - XiO, Inc.**									
201210179	QUARTERLY SCADA PAYMENT	Paid by Check #26109		06/15/2020	06/05/2020	06/05/2020		06/05/2020	2,337.00
		Vendor **1382 - XiO, Inc.** Totals				Invoices	1		$2,337.00
				Grand Totals		Invoices	109		$66,389.83

City Council Staff Report

Department: FINANCE SERVICES June 9, 2020

To: Mayor and City Council

From: Margarita Moreno, Administrative Services Director

By: Karina Solis, Senior Fiscal Analyst

Subject: Resolution No. 2020-33 Ordering the annual levy of Landscape and Lighting districts annual assessments for fiscal year 2020/21; and Resolution No. 2020-34 approving certification compliance and hold harmless statement (KS)

RECOMMENDATION

Council conduct a public hearing to receive public testimony, close the public hearing, and take the following action by one motion:

1. Adopt Resolution No. 2020-33 ordering the levy and collection of assessments within the City's Landscaping and Lighting Assessment Districts for Fiscal Year 2020/21, and

2. Adopt Resolution No. 2020-34 approving the Compliance Certification and Hold Harmless Statement form regarding the levy and collection of assessments within the City's landscaping and lighting assessment districts for fiscal year 2020/21.

EXECUTIVE SUMMARY

The City of Dinuba, by previous resolutions, formed a total of 18 Landscaping and Lighting Assessment Districts (collectively referred to as the "Districts"). The Landscaping and Lighting Act of 1972, pursuant to which these Districts were formed, requires City Council action annually to update the assessments which appear on the Tulare County property tax roll. On May 12, 2020, the City Council adopted Resolution No. 2020-25, which initiated proceedings to levy assessments for Fiscal Year 2020/21; Resolution No. 2020-26, which approved the District's Annual Reports; and Resolution No. 2020-27 which declared intent to levy the special assessments and set a Public Hearing. Resolution No. 2020-33 (Attachment 'A') and Resolution No. 2020-34 (Attachment 'B') are attached herein for Council consideration.

OUTSTANDING ISSUES

None.

DISCUSSION

The Landscaping and Lighting Act of 1972 ("the Act") authorizes cities to impose assessments on benefitted properties to finance construction of street landscaping, street lighting, traffic signals, parks, street trees, sidewalk repair, recreational improvements; as well as maintenance and servicing of any of these improvements. In accordance with Act, the City formed 18 Districts.

The Landscaping and Lighting Act of 1972 ("the Act") authorizes cities to impose assessments on benefitted properties to finance construction of street landscaping, street lighting, traffic signals, parks, street trees, sidewalk repair, recreational improvements; as well as maintenance and servicing of any of these improvements. In accordance with Act, the City formed 18 Districts.

Each year, the City prepares an annual report for each District, along with the District estimates for an operating budget, to calculate the assessment annually levied for each parcel. This report is attached herein as 'Attachment D'. This budget determines what maintenance operations are performed for the fiscal year and directs the County Assessor what to levy each parcel. The proposed assessment rates for some districts are higher this year than last year. However, the rates are less than the property owner approved maximum assessment rates for all districts.

The following districts propose to levy assessment rates that are higher than the prior year, based on the estimated costs for Fiscal Year 2020/21, and the assessment rates are equal to or less than the maximum assessment rates:

- Assessment District No. 06-03 – Sierra View
- Assessment District No. 10-02 – Lincoln-McKinley

The following districts propose to levy at the maximum assessment rate, which is escalated by 5% from the prior year:

- Assessment District No. 89-01 – Country Club Estates
- Assessment District No. 90-02 – Peachwood Village
- Assessment District No. 92-01 – Nebraska Park
- Assessment District No. 93-01 – Marshall Acres
- Assessment District No. 95-01 – Tierra Vista
- Assessment District No. 95-02 – Sierra Heights

The following districts propose to levy assessment rates that are equal to the prior year based on the estimated costs for Fiscal Year 2020/21:

- Assessment District No. 90-01 – Harvest Estates
- Assessment District No. 98-01 – Alta Mission
- Assessment District No. 98-02 – Morningside Phase 1
- Assessment District No. 99-01 – Morningside Phase 2
- Assessment District No. 06-01 – Sugar Plum-Villagio
- Assessment District No. 06-02 – Citrus Heights
- Assessment District No. 06-04 – Stony Creek
- Assessment District No. 08-01 – Parkside-Muirfield
- Assessment District No. 09-01 – Viscaya
- Parkside Village Unit Nos. 2 and 3 Landscape and Lighting Assessment District

State regulations require a two-part process to complete the annual levy. The first part of the process requires Council to take action to initiate proceedings for the levy, approve the Annual Reports for the Districts and call for a Public Hearing. The second part to complete the levy process is for the Council to conduct a Public Hearing to allow all interested persons an opportunity to hear and be heard and, if no majority protest exists, order the levy and collection of the assessments within the Districts.

The Tulare County Auditor’s Office requires that the Council approve the Compliance Certification and Hold Harmless Statement form prior to accepting the submittal of the special assessments. This form, which is attached herein as 'Attachment C', is an annual requirement by the County and the Council has approved this form annually as a part of the annual resolution ordering the levy and collection of assessments within the City’s landscaping and lighting assessment districts. The action by the Council will fulfill the 2020/21 requirements for the Tulare County Auditor’s Office to accept the submittal of the annual levy of landscaping and lighting district assessments.

FISCAL IMPACT

The amount of the levy on each parcel is proposed to either stay the same or increase from Fiscal Year 2019/20. The rates are less than or equal to the property owner approved maximum assessment. The Fiscal Year 2020/21 Annual Report prepared for the Districts was approved on May 12, 2020 and provides the details of the rates and levy for the Districts.

In order to fund the maintenance activities of all 18 Districts, it is estimated that a total annual budget of approximately $543,803 is required for Fiscal Year 2020/21. It is anticipated that a total of approximately $435,241 will be collected in assessment revenue. A total of $50,933 in available district funds will be used to fund a portion of the difference between the anticipated expenses and assessment revenue. The remaining difference of approximately $57,628 will need to be funded via a contribution from an unrestricted revenue source by the City.

PUBLIC HEARING

A notice of the hearing was published in the Mid Valley Times on May 28, 2020 and the City's website.

ATTACHMENTS:

A. Resolution No. 2020-33 ordering the levy and collection of assessments within the City's Landscaping and Lighting Assessment Districts for Fiscal Year 2020/21

B. Resolution No. 2020-34, approving the Compliance Certification and Hold Harmless Statement form regarding the levy and collection of assessments within the City's landscaping and lighting assessment districts for fiscal year 2020/21

C. Compliance Certification and Hold Harmless Statement

D. FY 2020/21 Annual Engineer's Report for the Lighting and Landscape Maintenance Districts

RESOLUTION NO. 2020-33

A RESOLUTION OF THE CITY COUNCIL OF THE CITY OF DINUBA, CALIFORNIA, ORDERING THE LEVY AND COLLECTION OF ASSESSMENTS WITHIN THE CITY'S LANDSCAPING AND LIGHTING ASSESSMENT DISTRICTS FOR FISCAL YEAR 2020/21

WHEREAS, the City Council of the City of Dinuba ("City Council"), pursuant to the terms of the Landscaping and Lighting Act of 1972, Division 16, Part 2 of the California Streets and Highways Code (commencing with Section 22500), previously formed the landscaping and lighting assessment districts (the "Districts") known and designated as follows:

- Country Club Estates No. 3 Subdivision Assessment District No. 89-01
- Harvest Estates Subdivision Assessment District No. 90-01
- Peachwood Village Subdivision Assessment District No. 90-02
- Nebraska Park/Pond Benefit Landscaping and Lighting Assessment District No. 92-01
- Marshall Acres Landscaping and Lighting Assessment District No. 93-01
- Tierra Vista Phase I Assessment District No. 95-01
- Sierra Heights Landscaping and Lighting Assessment District No. 95-02
- Alta Mission Estates Landscaping and Lighting Assessment District No. 98-01
- Morningside Phase 1 Landscaping and Lighting Assessment District No. 98-02
- Morningside Phase 2 Landscaping and Lighting Assessment District No. 99-01
- Sugar Plum – Villagio Landscape and Lighting Assessment District No. 06-01
- Citrus Heights Landscape and Lighting Assessment District No. 06-02
- Sierra View Estates Landscape and Lighting Assessment District No. 06-03
- Stony Creek Landscape and Lighting Assessment District No. 06-04
- Parkside-Muirfield Landscape and Lighting Assessment District No. 08-01
- Viscaya I & II Landscape and Lighting Assessment District No. 09-01
- Lincoln-McKinley Estates Landscape and Lighting Assessment District No. 10-02
- Parkside Village Unit Nos. 2 and 3 Landscape and Lighting Assessment District

WHEREAS, the City retained NBS for the purpose of assisting with the annual levy of the Districts, and the preparation and filing of the Annual Report designated as the "City of Dinuba, Fiscal Year 2020/21 Engineer's Report, Landscaping and Lighting Assessment Districts."

WHEREAS, NBS has prepared, and filed with the City Clerk, the Annual Report concerning the assessments within the Districts for Fiscal Year 2020/21. Reference is made to such Annual Report, which presents, for each District, the plans and specifications for the improvements to be maintained, serviced and operated, an estimate of the costs for the maintenance, service and operation of the improvements, and an assessment of the estimated costs; and,

WHEREAS, the Fiscal Year 2020/21 assessments are not proposed to increase above the amount previously approved by affected property owners ("increased assessment" as defined in Section 54954.6 of the California Government Code); and,

WHEREAS, the assessments are not based upon the assessed value of property within each District, but are based upon the special benefit received from the improvements therein; and,

WHEREAS, the assessments are in compliance with all laws pertaining to assessments levied pursuant to the Landscaping and Lighting Act of 1972, Division 15, Part 2 of the California Streets and Highways Code (commencing with Section 22500) and the assessments are in compliance with the provisions of Proposition 218.

NOW, THEREFORE, the City Council of the City of Dinuba, DOES HEREBY RESOLVE as follows:

1. Following notice duly given, the City Council has held a full and fair Public Hearing regarding the Fiscal Year 2020/21 assessments for the Districts, and considered all oral and written statements, protests and communications made or filed by interested persons.

2. Based upon the City Council's review of the Annual Report, which has been filed with the City Clerk, the City Council hereby finds and determines that:

   a. The land within the Districts will receive special benefit from the maintenance, service and operation of the authorized improvements therein.

   b. The Districts include all of the lands receiving such special benefit.

   c. The net amounts to be assessed upon the lands within the Districts are apportioned by a formula which fairly distributes the net amount among all assessable parcels in proportion to the estimated benefits to be received by each such parcel from the maintenance, service and operation of the authorized improvements therein.

3. The assessments for Fiscal Year 2020/21, as detailed within the Annual Report, are hereby confirmed as filed.

4. The adoption of this Resolution constitutes the levy of assessments for the Districts for the fiscal year commencing July 1, 2020 and ending June 30, 2021.

5. The City Council hereby orders NBS to submit the assessments to the Tulare County Auditor's Office for placement on the Fiscal Year 2020/21 secured property tax roll.

THE FOREGOING RESOLUTION WAS ADOPTED upon motion of Council Member _____, seconded by Council Member _____, at a regular meeting this 9th day of June, 2020, by the following vote:

AYES:

NOES:

ABSENT:

ABSTAINED:

_____
Mayor, City of Dinuba

ATTEST:

_____
City Clerk, City of Dinuba

APPROVED AS TO FORM:

_____
City Attorney, City of Dinuba

RESOLUTION NO. 2020-34

A RESOLUTION OF THE CITY COUNCIL OF THE CITY OF DINUBA, CALIFORNIA, APPROVING THE COMPLIANCE CERTIFICATION AND HOLD HARMLESS STATEMENT FORM REGARDING THE LEVY AND COLLECTION OF ASSESSMENTS WITHIN THE CITY'S LANDSCAPING AND LIGHTING ASSESSMENT DISTRICTS FOR FISCAL YEAR 2020/21

WHEREAS, the City Council of the City of Dinuba ("City Council"), pursuant to the terms of the Landscaping and Lighting Act of 1972, Division 16, Part 2 of the California Streets and Highways Code (commencing with Section 22500), previously formed the landscaping and lighting assessment districts (the "Districts") known and designated as follows:

- Country Club Estates No. 3 Subdivision Assessment District No. 89-01
- Harvest Estates Subdivision Assessment District No. 90-01
- Peachwood Village Subdivision Assessment District No. 90-02
- Nebraska Park/Pond Benefit Landscaping and Lighting Assessment District No. 92-01
- Marshall Acres Landscaping and Lighting Assessment District No. 93-01
- Tierra Vista Phase I Assessment District No. 95-01
- Sierra Heights Landscaping and Lighting Assessment District No. 95-02
- Alta Mission Estates Landscaping and Lighting Assessment District No. 98-01
- Morningside Phase 1 Landscaping and Lighting Assessment District No. 98-02
- Morningside Phase 2 Landscaping and Lighting Assessment District No. 99-01
- Sugar Plum – Villagio Landscape and Lighting Assessment District No. 06-01
- Citrus Heights Landscape and Lighting Assessment District No. 06-02
- Sierra View Estates Landscape and Lighting Assessment District No. 06-03
- Stony Creek Landscape and Lighting Assessment District No. 06-04
- Parkside-Muirfield Landscape and Lighting Assessment District No. 08-01
- Viscaya I & II Landscape and Lighting Assessment District No. 09-01
- Lincoln-McKinley Estates Landscape and Lighting Assessment District No. 10-02
- Parkside Village Unit Nos. 2 and 3 Landscape and Lighting Assessment District

WHEREAS, NBS is placing the special assessments on the Tulare County secured property tax roll for collection, and the Tulare County requires the City Council to approve the **Compliance Certification and Hold Harmless Statement** form (see Attachment) prior to accepting the submittal of the special assessments; and

WHEREAS, the assessments are in compliance with all laws pertaining to assessments levied pursuant to the Landscaping and Lighting Act of 1972, Division 15, Part 2 of the California Streets and Highways Code (commencing with Section 22500) and the assessments are in compliance with the provisions of Proposition 218; and

WHEREAS, the assessments are not based upon the assessed value of property within each District, but are based upon the special benefit received from the improvements therein; and

WHEREAS, the City Council agrees that it shall be solely liable and responsible, and will defend and hold the County of Tulare harmless from any liability as a result of claims or claims for refunds and related interest due filed by taxpayers against any assessments, fees, charges or taxes placed on the roll for the City Council by the County; and

NOW, THEREFORE, the City Council of the City of Dinuba, DOES HEREBY RESOLVE as follows:

1. The City Council does hereby approve the **Compliance Certification and Hold Harmless Statement** form (see Attachment) regarding the levy and collection of assessments within the City's landscaping and lighting assessment districts for fiscal year 2020/21.

THE FOREGOING RESOLUTION WAS ADOPTED upon motion of Council Member _____, seconded by Council Member _____, at a regular meeting this 9th day of June, 2020, by the following vote:

AYES:

NOES:

ABSENT:

ABSTAINED:

_____
Mayor, City of Dinuba

ATTEST:

_____
City Clerk, City of Dinuba

APPROVED AS TO FORM:

_____
City Attorney, City of Dinuba

Attachment C

Compliance Certification and Hold Harmless Statement

The City/District of _____ certifies the following:

I have read and am familiar with the requirements of Article XIIIC and XIIID of the State Constitution as revised by Proposition 218, including the articles cited below, and believe that all of the taxes, assessments, levies and fees accompanying this submission to the County Auditor-Controller for inclusion on the secured property tax roll are in compliance with the law.

Article XIIIC. Sec. 2 c. "Any general tax imposed, extended, or increased, without voter approval, by any local government on or after January 1, 1995, and prior to the effective date of this article, shall continue to be imposed only if approved by a majority vote of the voters voting in an election on the issue of imposition, which election shall be held within two years of the effective date of this article and in compliance with subdivision b."

Article XIIIC. Sec. 2 d. "No local government may impose, extend, or increase any special tax unless and until that tax is submitted to the electorate and approved by a two-thirds vote. A special tax shall not be deemed to have been increased if it is imposed at a rate not higher than the maximum rate so approved."

Article XIIID. Sec. 5. "…this article shall become effective the day after the election unless otherwise provided. Beginning July 1, 1997, all existing, new, or increased assessments shall comply with this article."

Article XIIID. Sec. 6 d. "Beginning July 1, 1997, all fees or charges shall comply with this section."

In addition, the City/District agrees that it shall be solely liable and responsible, and will defend and hold the County harmless from any liability as a result of claims or claims for refunds and related interest due filed by taxpayers against any assessments, fees, charges or taxes placed on the roll for the City/District by the County; and

The City/District shall be solely liable and responsible, and will defend and hold the County and the County Auditor harmless from any and all legal fees or other costs incurred related to such a claim.

Approved by the governing Board on _____
Date

_____ _____
City/District Manager Date

CITY OF DINUBA

Engineer's Report For: Fiscal Year 2020/21

Landscape and Lighting Assessment Districts

May 2020

Prepared by:

NBS
helping communities fund tomorrow
nbsgov.com

Corporate Headquarters
32605 Temecula Parkway, Suite 100
Temecula, CA 92592
Toll free: 800.676.7516

TABLE OF CONTENTS

1. Executive Summary 1

1.1 Proposed 2020/21 Levy 2

2. Country Club Estates 3

2.1 Plans and Specifications 3

2.2 Boundary Description & Diagram 3

2.3 General Benefit 3

2.4 Estimate of Costs 4

2.5 Assessment Methodology and Rates 4

2.6 Assessment of the Estimated Costs 5

2.7 Assessment Funds 5

3. Harvest Estates 6

3.1 Plans and Specifications 6

3.2 Boundary Description & Diagram 6

3.3 General Benefit 6

3.4 Estimate of Costs 7

3.5 Assessment Methodology and Rates 7

3.6 Assessment of the Estimated Costs 8

3.7 Assessment Funds 8

4. Peachwood Village 9

4.1 Plans and Specifications 9

4.2 Boundary Description & Diagram 9

4.3 General Benefit 9

4.4 Estimate of Costs 10

4.5 Assessment Methodology and Rates 10

4.6 Assessment of the Estimated Costs 11

4.7 Assessment Funds 11

5. Nebraska Park 12

5.1 Plans and Specifications 12

5.2 Boundary Description & Diagram 12

5.3 General Benefit 13

5.4 Estimate of Costs 13

5.6 Assessment Methodology and Rates 14

5.7 Assessment of the Estimated Costs 14

5.8 Assessment Funds 15

6. Marshall Acres 16

6.1 Plans and Specifications 16

6.2 Boundary Description & Diagram 16

6.3 General Benefit 16

6.4 Estimate of Costs 17

6.5 Assessment Methodology and Rates 17

6.6 Assessment of the Estimated Costs 18

6.7 Assessment Funds 18

7. Tierra Vista 19

7.1 Plans and Specifications 19

7.2 Boundary Description & Diagram 19

7.3 General Benefit 19

7.4 Estimate of Costs 20

7.5 Assessment Methodology and Rates 20

7.6 Assessment of the Estimated Costs 21

7.7 Assessment Funds 21

8. Sierra Heights 22

8.1 Plans and Specifications 22

8.2 Boundary Description & Diagram 22

8.3 General Benefit 22

8.4 Estimate of Costs 23

8.5 Assessment Methodology and Rates 23

8.6 Assessment of the Estimated Costs 24

8.7 Assessment Funds 24

9. Alta Mission 25

9.1 Plans and Specifications 25

9.2 Boundary Description & Diagram 25

9.3 General Benefit 25

9.4 Estimate of Costs 26

9.5 Assessment Methodology and Rates 26

9.6 Assessment of the Estimated Costs 27

9.7 Assessment Funds 27

10. Morningside Phase 1 28

10.1 Plans and Specifications 28

10.2 Boundary Description & Diagram 28

10.3 General Benefit 29

10.4 Estimate of Costs 29

10.5 Assessment Methodology and Rates 29

10.6 Assessment of the Estimated Costs 30

10.7 Assessment Funds 30

11. Morningside Phase 2 31

11.1 Plans and Specifications 31

11.2 Boundary Description & Diagram 31

11.3 General Benefit 31

11.4 Estimate of Costs 32

11.5 Assessment Methodology and Rates 32

11.6 Assessment of the Estimated Costs 33

11.7 Assessment Funds 34

12. Sugar Plum/Villagio 35

12.1 Plans and Specifications 35

12.2 Boundary Description & Diagram 35

12.3 General Benefit 35

12.4 Estimate of Costs 36

12.5 Assessment Methodology and Rates 36

12.6 Assessment of the Estimated Costs 37

12.7 Assessment Funds 37

13. Citrus Heights 38

13.1 Plans and Specifications 38

13.2 Boundary Description & Diagram 38

13.3 General Benefit 38

13.4 Estimate of Costs 39

13.5 Assessment Methodology and Rates 39

13.6 Assessment of the Estimated Costs 40

13.7 Assessment Funds 40

14. Sierra View 41

14.1 Plans and Specifications 41

14.2 Boundary Description & Diagram 41

14.3 General Benefit 41

14.4 Estimate of Costs 42

14.5 Assessment Methodology and Rates 42

14.6 Assessment of the Estimated Costs 43

14.7 Assessment Funds 43

15. Stony Creek 44

15.1 Plans and Specifications 44

15.2 Boundary Description & Diagram 44

15.3 General Benefit 44

15.4 Estimate of Costs 45

15.5 Assessment Methodology and Rates 45

15.6 Assessment of the Estimated Costs 46

15.7 Assessment Funds 46

16. Parkside/Muirfield 47

16.1 Plans and Specifications 47

16.2 Boundary Description & Diagram 47

16.3 General Benefit 47

16.4 Estimate of Costs 48

16.5 Assessment Methodology and Rates 48

16.6 Assessment of the Estimated Costs 49

16.7 Assessment Funds 49

17. Viscaya 50

17.1 Plans and Specifications 50

17.2 Boundary Description & Diagram 50

17.3 General Benefit 50

17.4 Estimate of Costs 51

17.5 Assessment Methodology and Rates 51

17.6 Assessment of the Estimated Costs 52

17.7 Assessment Funds 52

18. Lincoln/Mckinley 53

18.1 Plans and Specifications 53

18.2 Boundary Description & Diagram 53

18.3 General Benefit 53

18.4 Estimate of Costs 54

18.5 Assessment Methodology and Rates 54

18.6 Assessment of the Estimated Costs 55

18.7 Assessment Funds 55

19. Parkside Village 2 & 3 56

19.1 Plans and Specifications 56

19.2 Boundary Description & Diagram 56

19.3 General Benefit 56

19.4 Estimate of Costs 57

19.5 Assessment Methodology and Rates 57

19.6 Assessment of the Estimated Costs 58

19.7 Assessment Funds 58

20. Appendix A: Assessment Roll 59

21. Appendix B: Boundary Maps 60

22. Appendix C: Maps of Improvements 61

1. EXECUTIVE SUMMARY

The City of Dinuba (the "City") has formed several assessment districts to fund landscape and lighting improvements throughout the City. Each assessment district has been formed pursuant to the Landscaping and Lighting Act of 1972 (the "Act"). This report is prepared in accordance with Article 4 of Chapter 1 of the Act.

The assessment districts include:

Assessment District No. 89-01 – Country Club Estates
Assessment District No. 90-01 – Harvest Estates
Assessment District No. 90-02 – Peachwood Village
Assessment District No. 92-01 – Nebraska Park
Assessment District No. 93-01 – Marshall Acres
Assessment District No. 95-01 – Tierra Vista
Assessment District No. 95-02 – Sierra Heights
Assessment District No. 98-01 – Alta Mission
Assessment District No. 98-02 – Morningside Phase 1
Assessment District No. 99-01 – Morningside Phase 2
Assessment District No. 06-01 – Sugar Plum-Villagio
Assessment District No. 06-02 – Citrus Heights
Assessment District No. 06-03 – Sierra View
Assessment District No. 06-04 – Stony Creek
Assessment District No. 08-01 – Parkside-Muirfield
Assessment District No. 09-01 – Viscaya
Assessment District No. 10-02 – Lincoln-McKinley
Parkside Village Unit Nos. 2 and 3 Landscape and Lighting Assessment District

Collectively, the assessment districts are referred to as the "Districts" in this report.

Each of the Districts is a separate assessment district with a separate budget designed to fund certain improvements that benefit each individual assessment district. Each assessment district has its own assessment rates and boundaries. The Districts are only combined in this report for convenience.

All districts listed above, excluding Parkside Village Unit Nos. 2 and 3, were formed by the City. The City is responsible for the development of the boundaries, the assessment rates, and the assessment methodology. The final assessment district listed, Parkside Village Unit Nos. 2 and 3, was formed by NBS in October of 2015.

The City engaged NBS to perform a general benefit analysis for the Districts during the 2016/17 Fiscal Year. That analysis resulted in recommended general benefit percentages for the Districts. The budgets for the Districts have been updated to reflect the new general benefit percentage recommendations. The City Clerk's office has a copy of the General Benefit Separation and Quantification Analysis, as well as copies of the original engineer's reports. This analysis and original engineer's reports are made part of this report by reference.

1.1 Proposed 2020/21 Levy

The following table summarizes the proposed 2020/21 levy for the Districts:

District No.	District Name	2020/21 Maximum Assessment Rate	2020/21 Proposed Assessment Rate	2020/21 Benefit Units	2020/21 Estimated Assessment (1)	2020/21 Contribution from Non-Assessment Sources (2)
89-01	Country Club Estates	$260.82	$260.82	$52.00	$13,562.64	1,437.30
90-01	Harvest Estates	91.72	91.72	18.00	1,650.96	1,417.66
90-02	Peachwood Village	251.07	251.07	95.00	23,851.65	707.92
92-01	Nebraska Park	177.73	177.73	419.28	74,518.95	13,069.69
93-01	Marshall Acres	172.72	172.72	80.00	13,817.60	2,264.46
95-01	Tierra Vista	237.70	237.70	30.00	7,131.00	352.63
95-02	Sierra Heights	177.30	177.30	84.00	14,893.20	1,654.70
98-01	Alta Mission	125.00	125.00	41.00	5,125.00	2,072.77
98-02	Morningside Phase 1	170.18	170.18	48.00	8,168.64	9,097.43
99-01	Morningside Phase 2	244.27	140.22	60.51	8,485.29	1,223.17
06-01	Sugar Plum/Villagio	246.84	140.57	143.00	20,101.51	5,795.60
06-02	Citrus Heights	299.12	125.75	16.00	2,012.00	552.40
06-03	Sierra View	240.23	240.23	25.00	6,005.75	316.80
06-04	Stony Creek	257.69	130.94	11.00	1,440.34	403.44
08-01	Parkside/Muirfield	449.02	186.68	356.00	66,458.08	11,664.81
09-01	Viscaya	517.64	303.14	401.00	121,559.14	6,751.54
10-02	Lincoln/McKinley	337.83	337.83	14.00	4,729.62	562.16
NA	Parkside Village 2 & 3	342.05	342.05	122.00	41,730.10	10,647.70
Total					**$435,241.47**	**69,992.18**

(1) The actual levy will be an even amount, as required by the County.

(2) Includes contributions from District reserve funds, contributions for the general benefit portion of the budget, and any budget shortfall.

The following table summarizes the current and historical assessment rates for the Districts:

District No.	District Name	2020/21 Maximum Assessment Rate	2019/20 Maximum Assessment Rate	Difference	2020/21 Proposed Assessment Rate	2019/20 Assessment Rate	Difference
89-01	Country Club Estates	$260.82	$248.40	$12.42	$260.82	$248.40	$12.42
90-01	Harvest Estates	91.72	91.72	0.00	91.72	91.72	0.00
90-02	Peachwood Village	251.07	239.11	11.96	251.07	239.11	11.96
92-01	Nebraska Park	177.73	169.26	8.47	177.73	169.26	8.47
93-01	Marshall Acres	172.72	164.49	8.23	172.72	164.49	8.23
95-01	Tierra Vista	237.70	226.38	11.32	237.70	226.38	11.32
95-02	Sierra Heights	177.30	168.85	8.45	177.30	168.85	8.45
98-01	Alta Mission	125.00	125.00	0.00	125.00	125.00	0.00
98-02	Morningside Phase 1	170.18	170.18	0.00	170.18	170.18	0.00
99-01	Morningside Phase 2	244.27	239.48	4.79	140.22	140.22	0.00
06-01	Sugar Plum/Villagio	246.84	241.32	5.52	140.57	140.57	0.00
06-02	Citrus Heights	299.12	292.44	6.68	125.75	125.75	0.00
06-03	Sierra View	240.23	234.86	5.37	240.23	234.86	5.37
06-04	Stony Creek	257.69	251.94	5.75	130.94	130.94	0.00
08-01	Parkside/Muirfield	449.02	438.99	10.03	186.68	186.68	0.00
09-01	Viscaya	517.64	506.07	11.57	304.14	291.14	12.00
10-02	Lincoln/McKinley	337.83	330.28	7.55	337.83	330.28	7.55
NA	Parkside Village 2 & 3	344.55	336.85	7.70	342.05	328.14	13.91

2. COUNTRY CLUB ESTATES

Assessment District No. 89-01 – Country Club Estates ("Country Club Estates") was formed in 1989 pursuant to the Landscaping and Lighting Act of 1972. The boundaries and assessment methodology presented in this report were originally developed by the City.

2.1 Plans and Specifications

Below is a list of the improvements funded by the assessments levied upon the parcels in Country Club Estates:

- A landscaping strip along West El Monte Way
- A detention pond at the end of North Kelly Drive (also with frontage on West Pamela Lane)
- Masonry walls along West El Monte Way and along the portions of three parcels that share a border with the detention pond
- Five internal street lights and an additional three along North Lillie Avenue (on the Country Club Estates side of North Lillie Avenue)

These improvements are collectively known as the "Country Club Estates Improvements". A map of these improvements can be found in Appendix C of this report.

2.2 Boundary Description & Diagram

Country Club Estates generally consists of property northerly located along West Kelly Drive, west of Lillie Avenue, north of West El Monte Way, and properties easterly located along North Kelly Drive.

A diagram showing the external boundaries of Country Club Estates can be found in Appendix B of this report.

2.3 General Benefit

The Country Club Estates Improvements will confer both special and general benefits upon parcels within Country Club Estates. The City is required to quantify the general benefits, separate them from the special benefits, and fund that portion of the budget representing general benefit through sources other than assessments.

A General Benefit Separation and Quantification Analysis was prepared by NBS in April of 2017 that estimated the proportion of special and general benefits. The analysis resulted in an estimated 15.4% of general benefit. Therefore, this percentage of the total maintenance budget cannot be funded by the assessments.

2.4 Estimate of Costs

Below is an estimate of the costs needed to fund the Country Club Estates Improvements for Fiscal Year 2020/21:

Description	Estimated Amount
City Maintenance Costs (1)	$6,925.00
Contractor Costs (2)	2,408.14
Total Maintenance Costs	**$9,333.14**

County Costs (3)	$57.16
City Administrative Overhead (4)	1,262.00
Administrator Costs (5)	1,119.83
Fund Balance Adjustment (6)	3,227.81
Total Non-Maintenance Costs & Fund Adjustment	**$5,666.80**

Total Costs	**$14,999.94**

(1) Includes Salaries, Repair & Maintenance costs, and Utilities.
(2) Third-party maintenance services. Responsible for mowing and edging turf areas, maintaining flowerbeds, keeping hardscape areas clean, and keeping trees raised to contract heights.
(3) The County of Tulare (the "County") charges $200 per fund, plus $1 per parcel. Because of the County's policy of only allowing ten funds per agency, the City combines all but four districts into a single submittal file. As such, the $1 per parcel fee is charged directly to the applicable district, and the $200 fee is spread among the combined districts based on the proportion of parcels levied.
(4) Includes City overhead, liability, fire, and risk insurances.
(5) Costs of NBS to administer the district including preparation of the engineer's report, levy calculation, parcel data tracking, and handling property owner inquiries.
(6) If the fund balance shows a deficit, the amount to levy is increased up to the maximum.

2.5 Assessment Methodology and Rates

According to the original engineer's report, the costs are divided equally among the assessable lots.

In July of 2008, a rate inflator was proposed to the property owners and a protest ballot proceeding was conducted by the City. The property owners approved the addition of the rate inflator. Accordingly, the maximum assessment rate increases annually by the lesser of cost or 5%.

The table below shows the current and prior year actual and maximum assessment rates:

Fiscal Year	Actual Rate (1)	Maximum Rate
2019/20	$248.40	$248.40
2020/21	260.82	260.82

(1) The actual levy will be an even amount, as required by the County.

2.6 Assessment of the Estimated Costs

The table below shows the assessment of the estimated costs of the Country Club Estates Improvements:

Description	Estimated Amount
Total Estimated Costs	**$14,999.94**
General Benefit Percentage (1)	15.4%
Maintenance costs to be funded by Assessment	7,895.84
Maintenance costs to be funded by Other Sources	1,437.30
Maintenance costs to be funded by District Reserves	0.00
Non-Maintenance Costs & Fund Adj. funded by Assessment	5,666.80

Assessable benefit units	52.00
Maximum Assessment Rate	$260.82
Maximum Assessment Revenue	13,562.64

Total Assessment Revenue Needed (2)	$13,562.64
Revenue Capacity / (Shortfall) (3)	0.00
Proposed Assessment Rate	260.82
Proposed Assessment Revenue Total	13,562.64

Total City contribution (4)	$1,437.30

(1) Percentage estimated in the General Benefit Separation and Quantification Analysis prepared by NBS.
(2) Only the special benefit portion of Maintenance Costs are funded through the assessment, but 100% of non-maintenance costs are funded through the assessment because these costs are attributed only to the district.
(3) The difference between the Maximum Assessment Revenue and the Total Assessment Revenue Needed. A shortfall (negative value) means that the special benefit portion of the budget cannot be fully funded by the assessments.
(4) The total amount to be contributed from non-assessment funds. Includes the general benefit portion of the budget, as well as any budget shortfall.

The assessment roll showing each parcel's proposed assessment amount can be found in Appendix A of this report.

2.7 Assessment Funds

Country Club Estates is projected to carry over a deficit balance of $19,282 from the prior fiscal year.

The City will contribute approximately $1,440 in non-assessment district funds to cover the general benefit portion of the maintenance budget.

3. HARVEST ESTATES

Assessment District No. 90-01 – Harvest Estates ("Harvest Estates") was formed in 1990 pursuant to the Landscaping and Lighting Act of 1972. The boundaries and assessment methodology presented in this report were originally developed by the City.

3.1 Plans and Specifications

Below is a list of the improvements funded by the assessments levied upon the parcels in Harvest Estates:

- Three external street lights (along North Euclid Avenue) and two internal street lights (on Euclid Circle)

These improvements are collectively known as the "Harvest Estates Improvements". A map of these improvements can be found in Appendix C of this report.

3.2 Boundary Description & Diagram

Harvest Estates generally consists of property located south of West Nebraska Avenue, east of North Euclid Avenue and along West Euclid Circle, and west of North Alta Avenue.

A diagram showing the external boundaries of Harvest Estates can be found in Appendix B of this report.

3.3 General Benefit

The Harvest Estates Improvements will confer both special and general benefits upon parcels within Harvest Estates. The City is required to quantify the general benefits, separate them from the special benefits, and fund that portion of the budget representing general benefit through sources other than assessments.

A General Benefit Separation and Quantification Analysis was prepared by NBS in April of 2017 that estimated the proportion of special and general benefits. The analysis resulted in an estimated 36.1% of general benefit. Therefore, this percentage of the total maintenance budget cannot be funded by the assessments.

3.4 Estimate of Costs

Below is an estimate of the costs needed to fund the Harvest Estates Improvements for Fiscal Year 2020/21:

Description	Estimated Amount
City Maintenance Costs (1)	$1,650.00
Contractor Costs (2)	0.00
Total Maintenance Costs	**$1,650.00**

County Costs (3)	$19.79
City Administrative Overhead (4)	279.00
Administrator Costs (5)	1,119.83
Fund Balance Adjustment (6)	0.00
Total Non-Maintenance Costs & Fund Adjustment	**$1,418.62**

Total Costs	**$3,068.62**

(1) Includes Salaries, Repair & Maintenance costs, and Utilities.
(2) Third-party maintenance services. Responsible for mowing and edging turf areas, maintaining flowerbeds, keeping hardscape areas clean, and keeping trees raised to contract heights.
(3) The County charges $200 per fund, plus $1 per parcel. Because of the County's policy of only allowing ten funds per agency, the City combines all but four districts into a single submittal file. As such, the $1 per parcel fee is charged directly to the applicable district, and the $200 fee is spread among the combined districts based on the proportion of parcels levied.
(4) Includes City overhead, liability, fire, and risk insurances.
(5) Costs of NBS to administer the district including preparation of the engineer's report, levy calculation, parcel data tracking, and handling property owner inquiries.
(6) If the fund balance shows a deficit, the amount to levy is increased up to the maximum.

3.5 Assessment Methodology and Rates

According to the original engineer's report, the costs are divided equally among the assessable lots.

There is no rate inflator associated with Harvest Estates. Accordingly, the maximum assessment rate has remained the same since the district was formed.

The table below shows the current and prior year actual and maximum assessment rates:

Fiscal Year	Actual Rate (1)	Maximum Rate
2019/20	$91.72	$91.72
2020/21	91.72	91.72

(1) The actual levy will be an even amount, as required by the County.

3.6 Assessment of the Estimated Costs

The table below shows the assessment of the estimated costs of the Harvest Estates Improvements:

Description	Estimated Amount
Total Estimated Costs	**$3,068.62**
General Benefit Percentage (1)	36.1%
Maintenance costs to be funded by Assessment	1,054.35
Maintenance costs to be funded by Other Sources	595.65
Maintenance costs to be funded by District Reserves	0.00
Non-Maintenance Costs & Fund Adj. funded by Assessment	1,418.62

Assessable benefit units	18.00
Maximum Assessment Rate	$91.72
Maximum Assessment Revenue	1,650.96

Total Assessment Revenue Needed (2)	$2,472.97
Revenue Capacity / (Shortfall) (3)	(822.01)
Proposed Assessment Rate	91.72
Proposed Assessment Revenue Total	1,650.96

Total City contribution (4)	$1,417.66

(1) Percentage estimated in the General Benefit Separation and Quantification Analysis prepared by NBS.
(2) Only the special benefit portion of Maintenance Costs are funded through the assessment, but 100% of non-maintenance costs are funded through the assessment because these costs are attributed only to the district.
(3) The difference between the Maximum Assessment Revenue and the Total Assessment Revenue Needed. A shortfall (negative value) means that the special benefit portion of the budget cannot be fully funded by the assessments.
(4) The total amount to be contributed from non-assessment funds. Includes the general benefit portion of the budget, as well as any budget shortfall.

The assessment roll showing each parcel's proposed assessment amount can be found in Appendix A of this report.

3.7 Assessment Funds

Harvest Estates is projected to carry over a deficit balance of $13,274 from the prior fiscal year.

The City will contribute approximately $1,420 in non-assessment district funds to cover the general benefit portion of the maintenance budget, as well as the budget shortfall.

4. PEACHWOOD VILLAGE

Assessment District No. 90-02 – Peachwood Village ("Peachwood Village") was formed in 1990 pursuant to the Landscaping and Lighting Act of 1972. The boundaries and assessment methodology presented in this report were originally developed by the City.

4.1 Plans and Specifications

Below is a list of the improvements funded by the assessments levied upon the parcels in Peachwood Village:

- Landscaping strips along North Lillie Avenue in front of the detention pond and along Alice Avenue northeast of the park
- Masonry walls along Saginaw Avenue and along the back of the parcels to the northeast of Pacific Circle Drive
- 15 internal street lights
- A detention pond along North Lillie Avenue

These improvements are collectively known as the "Peachwood Village Improvements". A map of these improvements can be found in Appendix C of this report.

4.2 Boundary Description & Diagram

Peachwood Village generally consists of property south of Saginaw Avenue, east of the railroad tracks and North Alice Street, along and north of West North Way, and along and east of both North Kelly Drive and North Lyndsay Way.

A diagram showing the external boundaries of Peachwood Village can be found in Appendix B of this report.

4.3 General Benefit

The Peachwood Village Improvements will confer both special and general benefits upon parcels within Peachwood Village. The City is required to quantify the general benefits, separate them from the special benefits, and fund that portion of the budget representing general benefit through sources other than assessments.

A General Benefit Separation and Quantification Analysis was prepared by NBS in April of 2017 that estimated the proportion of special and general benefits. The analysis resulted in an estimated 4.0% of general benefit. Therefore, this percentage of the total maintenance budget cannot be funded by the assessments.

4.4 Estimate of Costs

Below is an estimate of the costs needed to fund the Peachwood Village Improvements for Fiscal Year 2020/21:

Description	Estimated Amount
City Maintenance Costs (1)	$13,048.48
Contractor Costs (2)	4,649.42
Total Maintenance Costs	**$17,697.90**

County Costs (3)	$104.43
City Administrative Overhead (4)	2,231.00
Administrator Costs (5)	1,119.83
Fund Balance Adjustment (6)	3,406.41
Total Non-Maintenance Costs & Fund Adjustment	**$6,861.67**

Total Costs	**$24,559.57**

(1) Includes Salaries, Repair & Maintenance costs, and Utilities.
(2) Third-party maintenance services. Responsible for mowing and edging turf areas, maintaining flowerbeds, keeping hardscape areas clean, and keeping trees raised to contract heights.
(3) The County charges $200 per fund, plus $1 per parcel. Because of the County's policy of only allowing ten funds per agency, the City combines all but four districts into a single submittal file. As such, the $1 per parcel fee is charged directly to the applicable district, and the $200 fee is spread among the combined districts based on the proportion of parcels levied.
(4) Includes City overhead, liability, fire, and risk insurances.
(5) Costs of NBS to administer the district including preparation of the engineer's report, levy calculation, parcel data tracking, and handling property owner inquiries.
(6) If the fund balance shows a deficit, the amount to levy is increased up to the maximum.

4.5 Assessment Methodology and Rates

According to the original engineer's report, the costs are divided equally among the assessable lots.

In July of 2008, a rate inflator was proposed to the property owners and a protest ballot proceeding was conducted by the City. The property owners approved the addition of the rate inflator. Accordingly, the maximum assessment rate increases annually by the lesser of cost or 5%.

The table below shows the current and prior year actual and maximum assessment rates:

Fiscal Year	Actual Rate (1)	Maximum Rate
2019/20	$239.11	$239.11
2020/21	251.07	251.07

(1) The actual levy will be an even amount, as required by the County.

4.6 Assessment of the Estimated Costs

The table below shows the assessment of the estimated costs of the Peachwood Village Improvements:

Description	Estimated Amount
Total Estimated Costs	**$24,559.57**
General Benefit Percentage (1)	4.0%
Maintenance costs to be funded by Assessment	16,989.98
Maintenance costs to be funded by Other Sources	707.92
Maintenance costs to be funded by District Reserves	0.00
Non-Maintenance Costs & Fund Adj. funded by Assessment	6,861.67

Assessable benefit units	95.00
Maximum Assessment Rate	$251.07
Maximum Assessment Revenue	23,851.65

Total Assessment Revenue Needed (2)	$23,851.65
Revenue Capacity / (Shortfall) (3)	0.00
Proposed Assessment Rate	251.07
Proposed Assessment Revenue Total	23,851.65

Total City contribution (4)	$707.92

(1) Percentage estimated in the General Benefit Separation and Quantification Analysis prepared by NBS.
(2) Only the special benefit portion of Maintenance Costs are funded through the assessment, but 100% of non-maintenance costs are funded through the assessment because these costs are attributed only to the district.
(3) The difference between the Maximum Assessment Revenue and the Total Assessment Revenue Needed. A shortfall (negative value) means that the special benefit portion of the budget cannot be fully funded by the assessments.
(4) The total amount to be contributed from non-assessment funds. Includes the general benefit portion of the budget, as well as any budget shortfall.

The assessment roll showing each parcel's proposed assessment amount can be found in Appendix A of this report.

4.7 Assessment Funds

Peachwood Village is projected to carry over a deficit balance of $50,574 from the prior fiscal year.

The City will contribute approximately $710 in non-assessment district funds to cover the general benefit portion of the maintenance budget.

5. NEBRASKA PARK

Assessment District No. 92-01 – Nebraska Park ("Nebraska Park") was formed in 1992 pursuant to the Landscaping and Lighting Act of 1972. The boundaries and assessment methodology presented in this report were originally developed by the City.

5.1 Plans and Specifications

Below is a list of the improvements funded by the assessments levied upon the parcels in Nebraska Park:

- A detention basin bounded by chain-link fencing at the west end of the Northridge Village townhome development (with frontage along Davis Drive)
- A detention basin bounded by chain-link fencing within the park at the corner of Nebraska Avenue and Oak Drive
- Masonry walls along Nebraska Avenue that continue down Lincoln Avenue
- Masonry walls along Nebraska Avenue that extend from Oak Drive to Hayes Avenue
- 100 street lights
- A park at the corner of Nebraska Avenue and Oak Drive
- Landscaping:
  - Along Davis Drive in front of the detention basin and the Northridge Village townhomes
  - Along Davis Drive in front of the parcels between North Villa Avenue and Eaton Avenue
  - A small median on Northridge Drive, west of Eaton Avenue
  - Along the masonry wall along Nebraska Avenue that continues down North Lincoln Avenue
  - Along the portion of the park that fronts Nebraska Avenue
  - Along the masonry wall along Nebraska Avenue that stretches from Oak Drive to Hayes Avenue
  - A small traffic circle at the intersection of Hayes Avenue and Briarwood Drive

These improvements are collectively known as the "Nebraska Park Improvements". A map of these improvements can be found in Appendix C of this report.

5.2 Boundary Description & Diagram

Nebraska Park generally consists of property south of East Nebraska Avenue, west of North Alta Avenue, north of East Davis Drive, west of North Eaton Avenue, north of East Northridge Drive, east of North Newton Drive, north of East Bel Aire Drive, north of East Davis Drive, and west of North Crawford Avenue.

A diagram showing the external boundaries of Nebraska Park can be found in Appendix B of this report.

5.3 General Benefit

The Nebraska Park Improvements will confer both special and general benefits upon parcels within Nebraska Park. The City is required to quantify the general benefits, separate them from the special benefits, and fund that portion of the budget representing general benefit through sources other than assessments.

A General Benefit Separation and Quantification Analysis was prepared by NBS in April of 2017 that estimated the proportion of special and general benefits. The analysis resulted in an estimated 25.4% of general benefit. Therefore, this percentage of the total maintenance budget cannot be funded by the assessments.

5.4 Estimate of Costs

Below is an estimate of the costs needed to fund the Nebraska Park Improvements for Fiscal Year 2020/21:

Description	Estimated Amount
City Maintenance Costs (1)	$37,088.00
Contractor Costs (2)	14,367.47
Total Maintenance Costs	**$51,455.47**

County Costs (3)	$619.28
City Administrative Overhead (4)	9,287.00
Administrator Costs (5)	3,477.33
Fund Balance Adjustment (6)	22,749.56
Total Non-Maintenance Costs & Fund Adjustment	**$36,133.17**

Total Costs	**$87,588.64**

(1) Includes Salaries, Repair & Maintenance costs, and Utilities.
(2) Third-party maintenance services. Responsible for mowing and edging turf areas, maintaining flowerbeds, keeping hardscape areas clean, and keeping trees raised to contract heights.
(3) The County charges $200 per fund, plus $1 per parcel. Because of the County's policy of only allowing ten funds per agency, the City combines all but four districts into a single submittal file. As such, the $1 per parcel fee is charged directly to the applicable district, and the $200 fee is spread among the combined districts based on the proportion of parcels levied.
(4) Includes City overhead, liability, fire, and risk insurances.
(5) Costs of NBS to administer the district including preparation of the engineer's report, levy calculation, parcel data tracking, and handling property owner inquiries.
(6) If the fund balance shows a deficit, the amount to levy is increased up to the maximum.

5.6 Assessment Methodology and Rates

According to the original engineer's report, the costs are first divided proportionally among the assessable acreage and then equally among the assessable lots resulting from subdivision.

In July of 2008, a rate inflator was proposed to the property owners and a protest ballot proceeding was conducted by the City. The property owners approved the addition of the rate inflator. Accordingly, the maximum assessment rate increases annually by the lesser of cost or 5%.

The table below shows the current and prior year actual and maximum assessment rates:

Fiscal Year	Actual Rate (1)	Maximum Rate
2019/20	$169.26	$169.26
2020/21	177.73	177.73

(1) The actual levy will be an even amount, as required by the County.

The rates in the table above represent the lowest levy amount for a single-family residential (SFR) parcel in Nebraska Park. SFR parcels with this assessment represent the base benefit unit in order to maintain the proportionality established by the City through historical practice.

5.7 Assessment of the Estimated Costs

The table below shows the assessment of the estimated costs of the Nebraska Park Improvements:

Description	Estimated Amount
Total Estimated Costs	**$87,588.64**
General Benefit Percentage (1)	25.4%
Maintenance costs to be funded by Assessment	38,385.78
Maintenance costs to be funded by Other Sources	13,069.69
Maintenance costs to be funded by District Reserves	0.00
Non-Maintenance Costs & Fund Adj. funded by Assessment	36,133.17
Assessable benefit units	419.28
Maximum Assessment Rate	$177.73
Maximum Assessment Revenue	74,518.95
Total Assessment Revenue Needed (2)	$74,518.95
Revenue Capacity / (Shortfall) (3)	0.00
Proposed Assessment Rate	177.73
Proposed Assessment Revenue Total	74,518.95
Total City contribution (4)	$13,069.69

(1) Percentage estimated in the General Benefit Separation and Quantification Analysis prepared by NBS.
(2) Only the special benefit portion of Maintenance Costs are funded through the assessment, but 100% of non-maintenance costs are funded through the assessment because these costs are attributed only to the district.
(3) The difference between the Maximum Assessment Revenue and the Total Assessment Revenue Needed. A shortfall (negative value) means that the special benefit portion of the budget cannot be fully funded by the assessments.
(4) The total amount to be contributed from non-assessment funds. Includes the general benefit portion of the budget, as well as any budget shortfall.

The assessment roll showing each parcel's proposed assessment amount can be found in Appendix A of this report.

5.8 Assessment Funds

Nebraska Park is projected to carry over a deficit balance of $79,361 from the prior fiscal year.

The City will contribute approximately $13,070 in non-assessment district funds to cover the general benefit portion of the maintenance budget.

6. MARSHALL ACRES

Assessment District No. 93-01 – Marshall Acres ("Marshall Acres") was formed in 1993 pursuant to the Landscaping and Lighting Act of 1972. The boundaries and assessment methodology presented in this report were originally developed by the City.

6.1 Plans and Specifications

Below is a list of the improvements funded by the assessments levied upon the parcels in Marshall Acres:

- Landscaping strips along East Kamm Avenue and along South College Avenue
- Masonry walls along East Kamm Avenue and along South College Avenue
- Nine external street lights (along East Kamm Avenue and South College Avenue) and 13 internal street lights
- A park at the corner of East La Vista Avenue and South Wright Street
- A detention pond along South Wright Street

These improvements are collectively known as the "Marshall Acres Improvements". A map of these improvements can be found in Appendix C of this report.

6.2 Boundary Description & Diagram

Marshall Acres generally consists of property south of East Kamm Avenue, west of South College Avenue, and along both East Marshall Avenue and South Wright Street.

A diagram showing the external boundaries of Marshall Acres can be found in Appendix B of this report.

6.3 General Benefit

The Marshall Acres Improvements will confer both special and general benefits upon parcels within Marshall Acres. The City is required to quantify the general benefits, separate them from the special benefits, and fund that portion of the budget representing general benefit through sources other than assessments.

A General Benefit Separation and Quantification Analysis was prepared by NBS in April of 2017 that estimated the proportion of special and general benefits. The analysis resulted in an estimated 21.8% of general benefit. Therefore, this percentage of the total maintenance budget cannot be funded by the assessments.

6.4 Estimate of Costs

Below is an estimate of the costs needed to fund the Marshall Acres Improvements for Fiscal Year 2020/21:

Description	Estimated Amount
City Maintenance Costs (1)	$7,248.00
Contractor Costs (2)	3,139.44
Total Maintenance Costs	**$10,387.44**

County Costs (3)	$87.94
City Administrative Overhead (4)	1,379.00
Administrator Costs (5)	1,119.83
Fund Balance Adjustment (6)	3,107.85
Total Non-Maintenance Costs & Fund Adjustment	**$5,694.62**

Total Costs	**$16,082.06**

(1) Includes Salaries, Repair & Maintenance costs, and Utilities.
(2) Third-party maintenance services. Responsible for mowing and edging turf areas, maintaining flowerbeds, keeping hardscape areas clean, and keeping trees raised to contract heights.
(3) The County charges $200 per fund, plus $1 per parcel. Because of the County's policy of only allowing ten funds per agency, the City combines all but four districts into a single submittal file. As such, the $1 per parcel fee is charged directly to the applicable district, and the $200 fee is spread among the combined districts based on the proportion of parcels levied.
(4) Includes City overhead, liability, fire, and risk insurances.
(5) Costs of NBS to administer the district including preparation of the engineer's report, levy calculation, parcel data tracking, and handling property owner inquiries.
(6) If the fund balance shows a deficit, the amount to levy is increased up to the maximum.

6.5 Assessment Methodology and Rates

According to the original engineer's report, the costs are divided equally among the assessable lots.

In July of 2008, a rate inflator was proposed to the property owners and a protest ballot proceeding was conducted by the City. The property owners approved the addition of the rate inflator. Accordingly, the maximum assessment rate increases annually by the lesser of cost or 5%.

The table below shows the current and prior year actual and maximum assessment rates:

Fiscal Year	Actual Rate (1)	Maximum Rate
2019/20	$164.49	$164.49
2020/21	172.72	172.72

(1) The actual levy will be an even amount, as required by the County.

6.6 Assessment of the Estimated Costs

The table below shows the assessment of the estimated costs of the Marshall Acres Improvements:

Description	Estimated Amount
Total Estimated Costs	**$16,082.06**
General Benefit Percentage (1)	21.8%
Maintenance costs to be funded by Assessment	8,122.98
Maintenance costs to be funded by Other Sources	2,264.46
Maintenance costs to be funded by District Reserves	0.00
Non-Maintenance Costs & Fund Adj. funded by Assessment	5,694.62

Assessable benefit units	80.00
Maximum Assessment Rate	$172.72
Maximum Assessment Revenue	13,817.60

Total Assessment Revenue Needed (2)	$13,817.60
Revenue Capacity / (Shortfall) (3)	0.00
Proposed Assessment Rate	172.72
Proposed Assessment Revenue Total	13,817.60

Total City contribution (4)	$2,264.46

(1) Percentage estimated in the General Benefit Separation and Quantification Analysis prepared by NBS.
(2) Only the special benefit portion of Maintenance Costs are funded through the assessment, but 100% of non-maintenance costs are funded through the assessment because these costs are attributed only to the district.
(3) The difference between the Maximum Assessment Revenue and the Total Assessment Revenue Needed. A shortfall (negative value) means that the special benefit portion of the budget cannot be fully funded by the assessments.
(4) The total amount to be contributed from non-assessment funds. Includes the general benefit portion of the budget, as well as any budget shortfall.

The assessment roll showing each parcel's proposed assessment amount can be found in Appendix A of this report.

6.7 Assessment Funds

Marshall Acres is projected to carry over a deficit balance of $101,798 from the prior fiscal year.

The City will contribute approximately $2,265 in non-assessment district funds to cover the general benefit portion of the maintenance budget.

7. TIERRA VISTA

Assessment District No. 95-01 – Tierra Vista ("Tierra Vista") was formed in 1995 pursuant to the Landscaping and Lighting Act of 1972. The boundaries and assessment methodology presented in this report were originally developed by the City.

7.1 Plans and Specifications

Below is a list of the improvements funded by the assessments levied upon the parcels in Tierra Vista:

- Landscaping strips along North Crawford Avenue on either side of East Gerald Avenue
- Masonry walls along North Crawford Avenue on either side of East Gerald Avenue
- One external (along North Crawford Avenue) and five internal (on East Gerald Ave, Cherie Ann Ave) street lights

These improvements are collectively known as the "Tierra Vista Improvements". A map of these improvements can be found in Appendix C of this report.

7.2 Boundary Description & Diagram

Tierra Vista generally consists of property east of North Crawford Avenue along East Gerald Avenue and Cherie Ann Avenue.

A diagram showing the external boundaries of Tierra Vista can be found in Appendix B of this report.

7.3 General Benefit

The Tierra Vista Improvements will confer both special and general benefits upon parcels within Tierra Vista. The City is required to quantify the general benefits, separate them from the special benefits, and fund that portion of the budget representing general benefit through sources other than assessments.

A General Benefit Separation and Quantification Analysis was prepared by NBS in April of 2017 that estimated the proportion of special and general benefits. The analysis resulted in an estimated 9.5% of general benefit. Therefore, this percentage of the total maintenance budget cannot be funded by the assessments.

7.4 Estimate of Costs

Below is an estimate of the costs needed to fund the Tierra Vista Improvements for Fiscal Year 2020/21:

Description	Estimated Amount
City Maintenance Costs (1)	$2,650.00
Contractor Costs (2)	1,061.93
Total Maintenance Costs	**$3,711.93**

County Costs (3)	$32.98
City Administrative Overhead (4)	478.00
Administrator Costs (5)	1,119.83
Fund Balance Adjustment (6)	2,140.89
Total Non-Maintenance Costs & Fund Adjustment	**$3,771.70**

Total Costs	**$7,483.63**

(1) Includes Salaries, Repair & Maintenance costs, and Utilities.
(2) Third-party maintenance services. Responsible for mowing and edging turf areas, maintaining flowerbeds, keeping hardscape areas clean, and keeping trees raised to contract heights.
(3) The County charges $200 per fund, plus $1 per parcel. Because of the County's policy of only allowing ten funds per agency, the City combines all but four districts into a single submittal file. As such, the $1 per parcel fee is charged directly to the applicable district, and the $200 fee is spread among the combined districts based on the proportion of parcels levied.
(4) Includes City overhead, liability, fire, and risk insurances.
(5) Costs of NBS to administer the district including preparation of the engineer's report, levy calculation, parcel data tracking, and handling property owner inquiries.
(6) If the fund balance shows a deficit, the amount to levy is increased up to the maximum.

7.5 Assessment Methodology and Rates

According to the original engineer's report, the costs are divided equally among the assessable lots.

In July of 2008, a rate inflator was proposed to the property owners and a protest ballot proceeding was conducted by the City. The property owners approved the addition of the rate inflator. Accordingly, the maximum assessment rate increases annually by the lesser of cost or 5%.

The table below shows the current and prior year actual and maximum assessment rates:

Fiscal Year	Actual Rate (1)	Maximum Rate
2019/20	$226.38	$226.38
2020/21	237.70	237.70

(1) The actual levy will be an even amount, as required by the County.

7.6 Assessment of the Estimated Costs

The table below shows the assessment of the estimated costs of the Tierra Vista Improvements:

Description	Estimated Amount
Total Estimated Costs	**$7,483.63**
General Benefit Percentage (1)	9.5%
Maintenance costs to be funded by Assessment	3,359.30
Maintenance costs to be funded by Other Sources	352.63
Maintenance costs to be funded by District Reserves	0.00
Non-Maintenance Costs & Fund Adj. funded by Assessment	3,771.70

Assessable benefit units	30.00
Maximum Assessment Rate	$237.70
Maximum Assessment Revenue	7,131.00

Total Assessment Revenue Needed (2)	$7,131.00
Revenue Capacity / (Shortfall) (3)	0.00
Proposed Assessment Rate	237.70
Proposed Assessment Revenue Total	7,131.00

Total City contribution (4)	$352.63

(1) Percentage estimated in the General Benefit Separation and Quantification Analysis prepared by NBS.
(2) Only the special benefit portion of Maintenance Costs are funded through the assessment, but 100% of non-maintenance costs are funded through the assessment because these costs are attributed only to the district.
(3) The difference between the Maximum Assessment Revenue and the Total Assessment Revenue Needed. A shortfall (negative value) means that the special benefit portion of the budget cannot be fully funded by the assessments.
(4) The total amount to be contributed from non-assessment funds. Includes the general benefit portion of the budget, as well as any budget shortfall.

The assessment roll showing each parcel's proposed assessment amount can be found in Appendix A of this report.

7.7 Assessment Funds

Tierra Vista is projected to carry over a deficit balance of $12,894 from the prior fiscal year.

The City will contribute approximately $350 in non-assessment district funds to cover the general benefit portion of the maintenance budget.

8. SIERRA HEIGHTS

Assessment District No. 95-02 – Sierra Heights ("Sierra Heights") was formed in 1995 pursuant to the Landscaping and Lighting Act of 1972. The boundaries and assessment methodology presented in this report were originally developed by the City.

8.1 Plans and Specifications

Below is a list of the improvements funded by the assessments levied upon the parcels in Sierra Heights:

- Landscaping along East Kamm Avenue
- A masonry wall along East Kamm Avenue
- Eight street lights for Phase 1 and seven lights for Phase 2

These improvements are collectively known as the "Sierra Heights Improvements". A map of these improvements can be found in Appendix C of this report.

8.2 Boundary Description & Diagram

Sierra Heights generally consists of property along and south of Kamm Avenue, east of Alta Avenue, along and north of Lois Lane, along and west of Kimberly Avenue.

A diagram showing the external boundaries of Sierra Heights can be found in Appendix B of this report.

8.3 General Benefit

The Sierra Heights Improvements will confer both special and general benefits upon parcels within Sierra Heights. The City is required to quantify the general benefits, separate them from the special benefits, and fund that portion of the budget representing general benefit through sources other than assessments.

A General Benefit Separation and Quantification Analysis was prepared by NBS in April of 2017 that estimated the proportion of special and general benefits. The analysis resulted in an estimated 16.8% of general benefit. Therefore, this percentage of the total maintenance budget cannot be funded by the assessments.

8.4 Estimate of Costs

Below is an estimate of the costs needed to fund the Sierra Heights Improvements for Fiscal Year 2020/21:

Description	Estimated Amount
City Maintenance Costs (1)	$5,200.00
Contractor Costs (2)	4,649.42
Total Maintenance Costs	**$9,849.42**

County Costs (3)	$92.33
City Administrative Overhead (4)	1,188.00
Administrator Costs (5)	1,119.83
Fund Balance Adjustment (6)	4,298.32
Total Non-Maintenance Costs & Fund Adjustment	**$6,698.48**

Total Costs	**$16,547.90**

(1) Includes Salaries, Repair & Maintenance costs, and Utilities.
(2) Third-party maintenance services. Responsible for mowing and edging turf areas, maintaining flowerbeds, keeping hardscape areas clean, and keeping trees raised to contract heights.
(3) The County charges $200 per fund, plus $1 per parcel. Because of the County's policy of only allowing ten funds per agency, the City combines all but four districts into a single submittal file. As such, the $1 per parcel fee is charged directly to the applicable district, and the $200 fee is spread among the combined districts based on the proportion of parcels levied.
(4) Includes City overhead, liability, fire, and risk insurances.
(5) Costs of NBS to administer the district including preparation of the engineer's report, levy calculation, parcel data tracking, and handling property owner inquiries.
(6) If the fund balance shows a deficit, the amount to levy is increased up to the maximum.

8.5 Assessment Methodology and Rates

According to the original engineer's report, the costs are divided equally among the assessable lots.

In July of 2008, a rate inflator was proposed to the property owners and a protest ballot proceeding was conducted by the City. The property owners approved the addition of the rate inflator. Accordingly, the maximum assessment rate increases annually by the lesser of cost or 5%.

The table below shows the current and prior year actual and maximum assessment rates:

Fiscal Year	Actual Rate (1)	Maximum Rate
2019/20	$168.85	$168.85
2020/21	177.30	177.30

(1) The actual levy will be an even amount, as required by the County.

8.6 Assessment of the Estimated Costs

The table below shows the assessment of the estimated costs of the Sierra Heights Improvements:

Description	Estimated Amount
Total Estimated Costs	**$16,547.90**
General Benefit Percentage (1)	16.8%
Maintenance costs to be funded by Assessment	8,194.72
Maintenance costs to be funded by Other Sources	1,654.70
Maintenance costs to be funded by District Reserves	0.00
Non-Maintenance Costs & Fund Adj. funded by Assessment	6,698.48

Assessable benefit units	84.00
Maximum Assessment Rate	$177.30
Maximum Assessment Revenue	14,893.20

Total Assessment Revenue Needed (2)	$14,893.20
Revenue Capacity / (Shortfall) (3)	0.00
Proposed Assessment Rate	177.30
Proposed Assessment Revenue Total	14,893.20

Total City contribution (4)	$1,654.70

(1) Percentage estimated in the General Benefit Separation and Quantification Analysis prepared by NBS.
(2) Only the special benefit portion of Maintenance Costs are funded through the assessment, but 100% of non-maintenance costs are funded through the assessment because these costs are attributed only to the district.
(3) The difference between the Maximum Assessment Revenue and the Total Assessment Revenue Needed. A shortfall (negative value) means that the special benefit portion of the budget cannot be fully funded by the assessments.
(4) The total amount to be contributed from non-assessment funds. Includes the general benefit portion of the budget, as well as any budget shortfall.

The assessment roll showing each parcel's proposed assessment amount can be found in Appendix A of this report.

8.7 Assessment Funds

Sierra Heights is projected to carry over a deficit balance of $4,513 from the prior fiscal year.

The City will contribute approximately $1,655 in non-assessment district funds to cover the general benefit portion of the maintenance budget.

9. ALTA MISSION

Assessment District No. 98-01 – Alta Mission Estates ("Alta Mission") was formed in 1998 pursuant to the Landscaping and Lighting Act of 1972. The boundaries and assessment methodology presented in this report were originally developed by the City.

9.1 Plans and Specifications

Below is a list of the improvements funded by the assessments levied upon the parcels in Alta Mission:

- A landscaping strip along Alta Avenue
- A masonry wall along Alta Avenue and along the backside of the northernmost parcels in the district
- Three external (along Alta Avenue) and five internal (on Lois Lane, Payan Ave, Exie Lane) street lights

These improvements are collectively known as the "Alta Mission Improvements". A map of these improvements can be found in Appendix C of this report.

9.2 Boundary Description & Diagram

Alta Mission generally consists of properties located along both sides of South Grace Lane, Kimberly Avenue, Lois Lane, Payan Avenue, and Exie Lane.

A diagram showing the external boundaries of Alta Mission can be found in Appendix B of this report.

9.3 General Benefit

The Alta Mission Improvements will confer both special and general benefits upon parcels within Alta Mission. The City is required to quantify the general benefits, separate them from the special benefits, and fund that portion of the budget representing general benefit through sources other than assessments.

A General Benefit Separation and Quantification Analysis was prepared by NBS in April of 2017 that estimated the proportion of special and general benefits. The analysis resulted in an estimated 21.3% of general benefit. Therefore, this percentage of the total maintenance budget cannot be funded by the assessments.

9.4 Estimate of Costs

Below is an estimate of the costs needed to fund the Alta Mission Improvements for Fiscal Year 2020/21:

Description	Estimated Amount
City Maintenance Costs (1)	$4,650.00
Contractor Costs (2)	750.87
Total Maintenance Costs	**$5,400.87**

County Costs (3)	$45.07
City Administrative Overhead (4)	632.00
Administrator Costs (5)	1,119.83
Fund Balance Adjustment (6)	0.00
Total Non-Maintenance Costs & Fund Adjustment	**$1,796.90**

Total Costs	**$7,197.77**

(1) Includes Salaries, Repair & Maintenance costs, and Utilities.
(2) Third-party maintenance services. Responsible for mowing and edging turf areas, maintaining flowerbeds, keeping hardscape areas clean, and keeping trees raised to contract heights.
(3) The County charges $200 per fund, plus $1 per parcel. Because of the County's policy of only allowing ten funds per agency, the City combines all but four districts into a single submittal file. As such, the $1 per parcel fee is charged directly to the applicable district, and the $200 fee is spread among the combined districts based on the proportion of parcels levied.
(4) Includes City overhead, liability, fire, and risk insurances.
(5) Costs of NBS to administer the district including preparation of the engineer's report, levy calculation, parcel data tracking, and handling property owner inquiries.
(6) If the fund balance shows a deficit, the amount to levy is increased up to the maximum.

9.5 Assessment Methodology and Rates

According to the original engineer's report, the costs are divided equally among the assessable lots.

In July of 2008, a rate inflator was proposed to the property owners and a protest ballot proceeding was conducted by the City. The property owners did not approve the addition of the rate inflator. As such, there is no rate inflator associated with Alta Mission.

The table below shows the current and prior year actual and maximum assessment rates:

Fiscal Year	Actual Rate (1)	Maximum Rate
2019/20	$125.00	$125.00
2020/21	125.00	125.00

(1) The actual levy will be an even amount, as required by the County.

9.6 Assessment of the Estimated Costs

The table below shows the assessment of the estimated costs of the Alta Mission Improvements:

Description	Estimated Amount
Total Estimated Costs	**$7,197.77**
General Benefit Percentage (1)	21.3%
Maintenance costs to be funded by Assessment	4,250.48
Maintenance costs to be funded by Other Sources	1,150.39
Maintenance costs to be funded by District Reserves	0.00
Non-Maintenance Costs & Fund Adj. funded by Assessment	1,796.90

Assessable benefit units	41.00
Maximum Assessment Rate	$125.00
Maximum Assessment Revenue	5,125.00

Total Assessment Revenue Needed (2)	$6,047.38
Revenue Capacity / (Shortfall) (3)	(922.38)
Proposed Assessment Rate	125.00
Proposed Assessment Revenue Total	5,125.00

Total City contribution (4)	$2,072.77

(1) Percentage estimated in the General Benefit Separation and Quantification Analysis prepared by NBS.
(2) Only the special benefit portion of Maintenance Costs are funded through the assessment, but 100% of non-maintenance costs are funded through the assessment because these costs are attributed only to the district.
(3) The difference between the Maximum Assessment Revenue and the Total Assessment Revenue Needed. A shortfall (negative value) means that the special benefit portion of the budget cannot be fully funded by the assessments.
(4) The total amount to be contributed from non-assessment funds. Includes the general benefit portion of the budget, as well as any budget shortfall.

The assessment roll showing each parcel's proposed assessment amount can be found in Appendix A of this report.

9.7 Assessment Funds

Alta Mission is projected to carry over a deficit balance of $16,481 from the prior fiscal year.

The City will contribute approximately $2,070 in non-assessment district funds to cover the general benefit portion of the maintenance budget, as well as the budget shortfall.

10. MORNINGSIDE PHASE 1

Assessment District No. 98-02 – Morningside Phase 1 ("Morningside Phase 1") was formed in 1998 pursuant to the Landscaping and Lighting Act of 1972. The boundaries and assessment methodology presented in this report were originally developed by the City.

10.1 Plans and Specifications

Below is a list of the improvements funded by the assessments levied upon the parcels in Morningside Phase 1:

- Masonry walls along Road 72 and also along the back of those parcels to the south of West Adelaide Way
- A short masonry wall on top of which is wood fencing for those parcels adjacent to the detention basin and park along West Pamela Lane
- A detention basin on West Pamela Lane (shared funding with Morningside Phase 2)
- A turf area along West Pamela Lane (shared funding with Morningside Phase 2)
- 16 street lights
- A chain-link fence around parcel 014-460-044 which is on Road 72 and is designated as "City of Dinuba Well Site" on the assessor's map
- Landscaping:
  - Two landscape strips along Road 72
  - A landscape strip along Road 72 next to the Well Site
  - A landscape strip along Road 72 next to the Dinuba Gas & Food Mart parcel
  - Three separate landscape strips along West El Monte Way in front of the commercial parcels
  - A landscape strip along the south and east sides of the Well Site parcel and along the back of the SFR parcels south of West Adelaide Way

These improvements are collectively known as the "Morningside Phase 1 Improvements". A map of these improvements can be found in Appendix C of this report.

10.2 Boundary Description & Diagram

Morningside Phase 1 generally consists of properties along West Pamela Lane (at Morningstar Drive), north of West El Monte Way, and properties along West Adelaide Way.

A diagram showing the external boundaries of Morningside Phase 1 can be found in Appendix B of this report.

10.3 General Benefit

The Morningside Phase 1 Improvements will confer both special and general benefits upon parcels within Morningside Phase 1. The City is required to quantify the general benefits, separate them from the special benefits, and fund that portion of the budget representing general benefit through sources other than assessments.

A General Benefit Separation and Quantification Analysis was prepared by NBS in April of 2017 that estimated the proportion of special and general benefits. The analysis resulted in an estimated 28.2% of general benefit. Therefore, this percentage of the total maintenance budget cannot be funded by the assessments.

10.4 Estimate of Costs

Below is an estimate of the costs needed to fund the Morningside Phase 1 Improvements for Fiscal Year 2020/21:

Description	Estimated Amount
City Maintenance Costs (1)	$6,825.00
Contractor Costs (2)	7,638.48
Total Maintenance Costs	**$14,463.48**

County Costs (3)	$52.76
City Administrative Overhead (4)	1,630.00
Administrator Costs (5)	1,119.83
Fund Balance Adjustment (6)	0.00
Total Non-Maintenance Costs & Fund Adjustment	**$2,802.59**

Total Costs	**$17,266.07**

(1) Includes Salaries, Repair & Maintenance costs, and Utilities.
(2) Third-party maintenance services. Responsible for mowing and edging turf areas, maintaining flowerbeds, keeping hardscape areas clean, and keeping trees raised to contract heights.
(3) The County charges $200 per fund, plus $1 per parcel. Because of the County's policy of only allowing ten funds per agency, the City combines all but four districts into a single submittal file. As such, the $1 per parcel fee is charged directly to the applicable district, and the $200 fee is spread among the combined districts based on the proportion of parcels levied.
(4) Includes City overhead, liability, fire, and risk insurances.
(5) Costs of NBS to administer the district including preparation of the engineer's report, levy calculation, parcel data tracking, and handling property owner inquiries.
(6) If the fund balance shows a deficit, the amount to levy is increased up to the maximum.

10.5 Assessment Methodology and Rates

According to the original engineer's report, the costs are divided equally among the assessable lots.

In July of 2008, a rate inflator was proposed to the property owners and a protest ballot proceeding was conducted by the City. The property owners did not approve the addition of the rate inflator. As such, there is no rate inflator associated with Morningside Phase 1.

The table below shows the current and prior year actual and maximum assessment rates:

Fiscal Year	Actual Rate (1)	Maximum Rate
2019/20	$170.18	$170.18
2020/21	170.18	170.18

(1) The actual levy will be an even amount, as required by the County.

10.6 Assessment of the Estimated Costs

The table below shows the assessment of the estimated costs of the Morningside Phase 1 Improvements:

Description	Estimated Amount
Total Estimated Costs	**$17,266.07**
General Benefit Percentage (1)	28.2%
Maintenance costs to be funded by Assessment	10,384.78
Maintenance costs to be funded by Other Sources	4,078.70
Maintenance costs to be funded by District Reserves	0.00
Non-Maintenance Costs & Fund Adj. funded by Assessment	2,802.59
Assessable benefit units	48.00
Maximum Assessment Rate	$170.18
Maximum Assessment Revenue	8,168.64
Total Assessment Revenue Needed (2)	$13,187.37
Revenue Capacity / (Shortfall) (3)	(5,018.73)
Proposed Assessment Rate	170.18
Proposed Assessment Revenue Total	8,168.64
Total City contribution (4)	$9,097.43

(1) Percentage estimated in the General Benefit Separation and Quantification Analysis prepared by NBS.
(2) Only the special benefit portion of Maintenance Costs are funded through the assessment, but 100% of non-maintenance costs are funded through the assessment because these costs are attributed only to the district.
(3) The difference between the Maximum Assessment Revenue and the Total Assessment Revenue Needed. A shortfall (negative value) means that the special benefit portion of the budget cannot be fully funded by the assessments.
(4) The total amount to be contributed from non-assessment funds. Includes the general benefit portion of the budget, as well as any budget shortfall.

The assessment roll showing each parcel's proposed assessment amount can be found in Appendix A of this report.

10.7 Assessment Funds

Morningside Phase 1 is projected to carry over a deficit balance of $99,887 from the prior fiscal year.

The City will contribute approximately $9,100 in non-assessment district funds to cover the general benefit portion of the maintenance budget, as well as the budget shortfall.

11. MORNINGSIDE PHASE 2

Assessment District No. 99-01 – Morningside Phase 2 ("Morningside Phase 2") was formed in 1999 pursuant to the Landscaping and Lighting Act of 1972. The boundaries and assessment methodology presented in this report were originally developed by the City.

11.1 Plans and Specifications

Below is a list of the improvements funded by the assessments levied upon the parcels in Morningside Phase 2:

- A masonry wall along Road 72 only along the west side of the first parcel north of West Kelly Drive (014-470-009)
- Landscaping along the masonry wall
- 12 street lights
- A detention basin on West Pamela Lane (shared funding with Morningside Phase 1)
- A turf area along West Pamela Lane (shared funding with Morningside Phase 1)

These improvements are collectively known as the "Morningside Phase 2 Improvements". A map of these improvements can be found in Appendix C of this report.

11.2 Boundary Description & Diagram

The District generally consists of properties along West Kelley Drive, Quail Run Drive, Red Robin Drive, and Morningstar Drive.

A diagram showing the external boundaries of Morningside Phase 2 can be found in Appendix B of this report.

11.3 General Benefit

The Morningside Phase 2 Improvements will confer both special and general benefits upon parcels within Morningside Phase 2. The City is required to quantify the general benefits, separate them from the special benefits, and fund that portion of the budget representing general benefit through sources other than assessments.

A General Benefit Separation and Quantification Analysis was prepared by NBS in April of 2017 that estimated the proportion of special and general benefits. The analysis resulted in an estimated 17.2% of general benefit. Therefore, this percentage of the total maintenance budget cannot be funded by the assessments.

11.4 Estimate of Costs

Below is an estimate of the costs needed to fund the Morningside Phase 2 Improvements for Fiscal Year 2020/21:

Description	Estimated Amount
City Maintenance Costs (1)	$4,350.00
Contractor Costs (2)	2,761.43
Total Maintenance Costs	**$7,111.43**

County Costs (3)	$66.52
City Administrative Overhead (4)	886.00
Administrator Costs (5)	1,119.83
Fund Balance Adjustment (6)	0.00
Total Non-Maintenance Costs & Fund Adjustment	**$2,072.35**

Total Costs	**$9,183.78**

(1) Includes Salaries, Repair & Maintenance costs, and Utilities.
(2) Third-party maintenance services. Responsible for mowing and edging turf areas, maintaining flowerbeds, keeping hardscape areas clean, and keeping trees raised to contract heights.
(3) The County charges $200 per fund, plus $1 per parcel. Because of the County's policy of only allowing ten funds per agency, the City combines all but four districts into a single submittal file. As such, the $1 per parcel fee is charged directly to the applicable district, and the $200 fee is spread among the combined districts based on the proportion of parcels levied.
(4) Includes City overhead, liability, fire, and risk insurances.
(5) Costs of NBS to administer the district including preparation of the engineer's report, levy calculation, parcel data tracking, and handling property owner inquiries.
(6) If the fund balance shows a deficit, the amount to levy is increased up to the maximum.

11.5 Assessment Methodology and Rates

According to the original engineer's report, the costs are divided equally among the assessable lots. At the time of formation, there were 47 SFR parcels that were each assigned an equal assessment. Additionally, there was one large lot parcel (originally referred to as Lot 48) that was assigned a total assessment of $2,242.83. Lot 48 was subsequently subdivided into 41 SFR lots. This was equal to a rate per lot of $54.70. As compared to the original SFR parcels not part of Lot 48, the Lot 48 SFR parcels were levied a rate that was approximately 32.177% of the other SFR parcels. The City has retained this proportionality since the time of formation. Accordingly, two different rates are applied to these two groups.

The formation engineer's report for Morningside Phase 2 included an annual maximum rate inflator that is calculated using the same method for Proposition 13 taxation increases. The formula is based on the change in the California Statewide CPI as of October of each year, not to exceed 2%. The increase effective for Fiscal Year 2020/21 was 2.00%.

The table below shows the current and prior year actual and maximum assessment rates for the parcels originating from the area formerly known as Lot 48:

Fiscal Year	Actual Rate (1)	Maximum Rate
2019/20	$45.12	$77.05
2020/21	45.12	78.59

(1) The actual levy will be an even amount, as required by the County.

The table below shows the current and prior year actual and maximum assessment rates for the SFR parcels not originating from Lot 48:

Fiscal Year	Actual Rate (1)	Maximum Rate
2019/20	$140.22	$239.48
2020/21	140.22	244.27

(1) The actual levy will be an even amount, as required by the County.

11.6 Assessment of the Estimated Costs

The table below shows the assessment of the estimated costs of the Morningside Phase 2 Improvements:

Description	Estimated Amount
Total Estimated Costs	**$9,183.78**
General Benefit Percentage (1)	17.2%
Maintenance costs to be funded by Assessment	5,888.26
Maintenance costs to be funded by Other Sources	1,223.17
Maintenance costs to be funded by District Reserves	0.00
Non-Maintenance Costs & Fund Adj. funded by Assessment	2,072.35
Assessable benefit units	60.51
Maximum Assessment Rate	$244.27
Maximum Assessment Revenue	14,781.78
Total Assessment Revenue Needed (2)	$7,960.61
Revenue Capacity / (Shortfall) (3)	6,821.17
Proposed Assessment Rate	140.22
Proposed Assessment Revenue Total	8,485.29
Total City contribution (4)	$1,223.17

(1) Percentage estimated in the General Benefit Separation and Quantification Analysis prepared by NBS.
(2) Only the special benefit portion of Maintenance Costs are funded through the assessment, but 100% of non-maintenance costs are funded through the assessment because these costs are attributed only to the district.
(3) The difference between the Maximum Assessment Revenue and the Total Assessment Revenue Needed. A shortfall (negative value) means that the special benefit portion of the budget cannot be fully funded by the assessments.
(4) The total amount to be contributed from non-assessment funds. Includes the general benefit portion of the budget, as well as any budget shortfall.

The assessment roll showing each parcel's proposed assessment amount can be found in Appendix A of this report.

11.7 Assessment Funds

Morningside Phase 2 is projected to carry over a balance of $9,913 from the prior fiscal year.

The City will contribute approximately $1,225 in non-assessment district funds to cover the general benefit portion of the maintenance budget.

12. SUGAR PLUM/VILLAGIO

Assessment District No. 06-01 – Sugar Plum/Villagio ("Sugar Plum/Villagio") was formed in 2005 pursuant to the Landscaping and Lighting Act of 1972. The boundaries and assessment methodology presented in this report were originally developed by the City.

12.1 Plans and Specifications

Below is a list of the improvements funded by the assessments levied upon the parcels in Sugar Plum/Villagio:

- Landscaping along Saginaw Avenue and Road 72
- Masonry walls along Saginaw Avenue and Road 72
- 35 total street lights (10 external along Road 72 & Saginaw Avenue and 25 internal)

These improvements are collectively known as the "Sugar Plum/Villagio Improvements". A map of these improvements can be found in Appendix C of this report.

12.2 Boundary Description & Diagram

Sugar Plum/Villagio generally consists of property located south of Saginaw Avenue, west of Road 72, and easterly bounded by properties along Vernazza Avenue.

A diagram showing the external boundaries of Sugar Plum/Villagio can be found in Appendix B of this report.

12.3 General Benefit

The Sugar Plum/Villagio Improvements will confer both special and general benefits upon parcels within Sugar Plum/Villagio. The City is required to quantify the general benefits, separate them from the special benefits, and fund that portion of the budget representing general benefit through sources other than assessments.

A General Benefit Separation and Quantification Analysis was prepared by NBS in April of 2017 that estimated the proportion of special and general benefits. The analysis resulted in an estimated 10.8% of general benefit. Therefore, this percentage of the total maintenance budget cannot be funded by the assessments.

12.4 Estimate of Costs

Below is an estimate of the costs needed to fund the Sugar Plum/Villagio Improvements for Fiscal Year 2020/21:

Description	Estimated Amount
City Maintenance Costs (1)	$13,202.00
Contractor Costs (2)	7,173.95
Total Maintenance Costs	**$20,375.95**

County Costs (3)	$157.19
City Administrative Overhead (4)	3,066.00
Administrator Costs (5)	2,298.59
Fund Balance Adjustment (6)	0.00
Total Non-Maintenance Costs & Fund Adjustment	**$5,521.78**

Total Costs	**$25,897.73**

(1) Includes Salaries, Repair & Maintenance costs, and Utilities.
(2) Third-party maintenance services. Responsible for mowing and edging turf areas, maintaining flowerbeds, keeping hardscape areas clean, and keeping trees raised to contract heights.
(3) The County charges $200 per fund, plus $1 per parcel. Because of the County's policy of only allowing ten funds per agency, the City combines all but four districts into a single submittal file. As such, the $1 per parcel fee is charged directly to the applicable district, and the $200 fee is spread among the combined districts based on the proportion of parcels levied.
(4) Includes City overhead, liability, fire, and risk insurances.
(5) Costs of NBS to administer the district including preparation of the engineer's report, levy calculation, parcel data tracking, and handling property owner inquiries.
(6) If the fund balance shows a deficit, the amount to levy is increased up to the maximum.

12.5 Assessment Methodology and Rates

According to the original engineer's report, the costs are divided equally among the assessable lots.

The formation engineer's report for Sugar Plum/Villagio included an annual maximum rate inflator that is calculated based on the change in the US City Average CPI-U as of December of each year. The increase effective for 2020/21 was 2.29%.

The table below shows the current and prior year actual and maximum assessment rates:

Fiscal Year	Actual Rate (1)	Maximum Rate
2019/20	$140.57	$241.32
2020/21	140.57	246.84

(1) The actual levy will be an even amount, as required by the County.

12.6 Assessment of the Estimated Costs

The table below shows the assessment of the estimated costs of the Sugar Plum/Villagio Improvements:

Description	Estimated Amount
Total Estimated Costs	**$25,897.73**
General Benefit Percentage (1)	10.8%
Maintenance costs to be funded by Assessment	18,175.35
Maintenance costs to be funded by Other Sources	2,200.60
Maintenance costs to be funded by District Reserves	3,595.00
Non-Maintenance Costs & Fund Adj. funded by Assessment	5,521.78

Assessable benefit units	143.00
Maximum Assessment Rate	$246.84
Maximum Assessment Revenue	35,298.12

Total Assessment Revenue Needed (2)	$20,102.13
Revenue Capacity / (Shortfall) (3)	15,195.99
Proposed Assessment Rate	140.57
Proposed Assessment Revenue Total	20,101.51

Total City contribution (4)	$2,200.60

(1) Percentage estimated in the General Benefit Separation and Quantification Analysis prepared by NBS.
(2) Only the special benefit portion of Maintenance Costs are funded through the assessment, but 100% of non-maintenance costs are funded through the assessment because these costs are attributed only to the district.
(3) The difference between the Maximum Assessment Revenue and the Total Assessment Revenue Needed. A shortfall (negative value) means that the special benefit portion of the budget cannot be fully funded by the assessments.
(4) The total amount to be contributed from non-assessment funds. Includes the general benefit portion of the budget, as well as any budget shortfall.

The assessment roll showing each parcel's proposed assessment amount can be found in Appendix A of this report.

12.7 Assessment Funds

Sugar Plum/Villagio is projected to carry over a balance of $131,664 from the prior fiscal year. The City will use approximately $3,595 of this balance to contribute towards the 2020/21 estimated costs.

The City will contribute approximately $2,200 in non-assessment district funds to cover the general benefit portion of the maintenance budget.

13. CITRUS HEIGHTS

Assessment District No. 06-02 – Citrus Heights ("Citrus Heights") was formed in 2005 pursuant to the Landscaping and Lighting Act of 1972. The boundaries and assessment methodology presented in this report were originally developed by the City.

13.1 Plans and Specifications

Below is a list of the improvements funded by the assessments levied upon the parcels in Citrus Heights:

- An alley between the two rows of parcels
- Six street lights

These improvements are collectively known as the "Citrus Heights Improvements". A map of these improvements can be found in Appendix C of this report.

13.2 Boundary Description & Diagram

Citrus Heights generally consists of property along the alley and bordered by West Ventura Street to the north, South O Street to the east, West Mono Street to the South, and South P Street to the west.

A diagram showing the external boundaries of Citrus Heights can be found in Appendix B of this report.

13.3 General Benefit

The Citrus Heights Improvements will confer both special and general benefits upon parcels within Citrus Heights. The City is required to quantify the general benefits, separate them from the special benefits, and fund that portion of the budget representing general benefit through sources other than assessments.

A General Benefit Separation and Quantification Analysis was prepared by NBS in April of 2017 that estimated the proportion of special and general benefits. The analysis resulted in an estimated 32.7% of general benefit. Therefore, this percentage of the total maintenance budget cannot be funded by the assessments.

13.4 Estimate of Costs

Below is an estimate of the costs needed to fund the Citrus Heights Improvements for Fiscal Year 2020/21:

Description	Estimated Amount
City Maintenance Costs (1)	$1,200.00
Contractor Costs (2)	0.00
Total Maintenance Costs	**$1,200.00**

County Costs (3)	$17.59
City Administrative Overhead (4)	227.00
Administrator Costs (5)	1,119.83
Fund Balance Adjustment (6)	0.00
Total Non-Maintenance Costs & Fund Adjustment	**$1,364.42**

Total Costs	**$2,564.42**

(1) Includes Salaries, Repair & Maintenance costs, and Utilities.
(2) Third-party maintenance services. Responsible for mowing and edging turf areas, maintaining flowerbeds, keeping hardscape areas clean, and keeping trees raised to contract heights.
(3) The County charges $200 per fund, plus $1 per parcel. Because of the County's policy of only allowing ten funds per agency, the City combines all but four districts into a single submittal file. As such, the $1 per parcel fee is charged directly to the applicable district, and the $200 fee is spread among the combined districts based on the proportion of parcels levied.
(4) Includes City overhead, liability, fire, and risk insurances.
(5) Costs of NBS to administer the district including preparation of the engineer's report, levy calculation, parcel data tracking, and handling property owner inquiries.
(6) If the fund balance shows a deficit, the amount to levy is increased up to the maximum.

13.5 Assessment Methodology and Rates

According to the original engineer's report, the costs are divided equally among the assessable lots.

The formation engineer's report for Citrus Heights included an annual maximum rate inflator that is calculated based on the change in the US City Average CPI-U as of December of each year. The increase effective for 2020/21 was 2.29%.

The table below shows the current and prior year actual and maximum assessment rates:

Fiscal Year	Actual Rate (1)	Maximum Rate
2019/20	$125.75	$292.44
2020/21	125.75	299.12

(1) The actual levy will be an even amount, as required by the County.

13.6 Assessment of the Estimated Costs

The table below shows the assessment of the estimated costs of the Citrus Heights Improvements:

Description	Estimated Amount
Total Estimated Costs	**$2,564.42**
General Benefit Percentage (1)	32.7%
Maintenance costs to be funded by Assessment	807.60
Maintenance costs to be funded by Other Sources	392.40
Maintenance costs to be funded by District Reserves	160.00
Non-Maintenance Costs & Fund Adj. funded by Assessment	1,364.42

Assessable benefit units	16.00
Maximum Assessment Rate	$299.12
Maximum Assessment Revenue	4,785.92

Total Assessment Revenue Needed (2)	$2,012.02
Revenue Capacity / (Shortfall) (3)	2,773.90
Proposed Assessment Rate	125.75
Proposed Assessment Revenue Total	2,012.00

Total City contribution (4)	$392.40

(1) Percentage estimated in the General Benefit Separation and Quantification Analysis prepared by NBS.
(2) Only the special benefit portion of Maintenance Costs are funded through the assessment, but 100% of non-maintenance costs are funded through the assessment because these costs are attributed only to the district.
(3) The difference between the Maximum Assessment Revenue and the Total Assessment Revenue Needed. A shortfall (negative value) means that the special benefit portion of the budget cannot be fully funded by the assessments.
(4) The total amount to be contributed from non-assessment funds. Includes the general benefit portion of the budget, as well as any budget shortfall.

The assessment roll showing each parcel's proposed assessment amount can be found in Appendix A of this report.

13.7 Assessment Funds

Citrus Heights is projected to carry over a balance of $20,124 from the prior fiscal year. The City will use approximately $160 of this balance to contribute towards the 2020/21 estimated costs.

The City will contribute approximately $390 in non-assessment district funds to cover the general benefit portion of the maintenance budget.

14. SIERRA VIEW

Assessment District No. 06-03 – Sierra View ("Sierra View") was formed in 2006 pursuant to the Landscaping and Lighting Act of 1972. The boundaries and assessment methodology presented in this report were originally developed by the City.

14.1 Plans and Specifications

Below is a list of the improvements funded by the assessments levied upon the parcels in Sierra View:

- Landscaping strips along North Crawford Avenue and around the detention pond
- A masonry wall along North Crawford Avenue
- One external street light along North Crawford Avenue and three internal street lights along Lauren Avenue
- A detention pond at the corner of Lauren Avenue and Clora Ann Avenue

These improvements are collectively known as the "Sierra View Improvements". A map of these improvements can be found in Appendix C of this report.

14.2 Boundary Description & Diagram

Sierra View generally consists of property east of North Crawford Avenue and along Lauren Avenue.

A diagram showing the external boundaries of Sierra View can be found in Appendix B of this report.

14.3 General Benefit

The Sierra View Improvements will confer both special and general benefits upon parcels within Sierra View. The City is required to quantify the general benefits, separate them from the special benefits, and fund that portion of the budget representing general benefit through sources other than assessments.

A General Benefit Separation and Quantification Analysis was prepared by NBS in April of 2017 that estimated the proportion of special and general benefits. The analysis resulted in an estimated 9.9% of general benefit. Therefore, this percentage of the total maintenance budget cannot be funded by the assessments.

14.4 Estimate of Costs

Below is an estimate of the costs needed to fund the Sierra View Improvements for Fiscal Year 2020/21:

Description	Estimated Amount
City Maintenance Costs (1)	$3,200.00
Contractor Costs (2)	0.00
Total Maintenance Costs	**$3,200.00**

County Costs (3)	$27.48
City Administrative Overhead (4)	423.00
Administrator Costs (5)	1,119.83
Fund Balance Adjustment (6)	1,552.24
Total Non-Maintenance Costs & Fund Adjustment	**$3,122.55**

Total Costs	**$6,322.55**

(1) Includes Salaries, Repair & Maintenance costs, and Utilities.
(2) Third-party maintenance services. Responsible for mowing and edging turf areas, maintaining flowerbeds, keeping hardscape areas clean, and keeping trees raised to contract heights.
(3) The County charges $200 per fund, plus $1 per parcel. Because of the County's policy of only allowing ten funds per agency, the City combines all but four districts into a single submittal file. As such, the $1 per parcel fee is charged directly to the applicable district, and the $200 fee is spread among the combined districts based on the proportion of parcels levied.
(4) Includes City overhead, liability, fire, and risk insurances.
(5) Costs of NBS to administer the district including preparation of the engineer's report, levy calculation, parcel data tracking, and handling property owner inquiries.
(6) If the fund balance shows a deficit, the amount to levy is increased up to the maximum.

14.5 Assessment Methodology and Rates

According to the original engineer's report, the costs are divided equally among the assessable lots.

The formation engineer's report for Sierra View included an annual maximum rate inflator that is calculated based on the change in the US City Average CPI-U as of December of each year. The increase effective for 2020/21 was 2.29%.

The table below shows the current and prior year actual and maximum assessment rates:

Fiscal Year	Actual Rate (1)	Maximum Rate
2019/20	$230.86	$234.86
2020/21	240.23	240.23

(1) The actual levy will be an even amount, as required by the County.

14.6 Assessment of the Estimated Costs

The table below shows the assessment of the estimated costs of the Sierra View Improvements:

Description	Estimated Amount
Total Estimated Costs	**$6,322.55**
General Benefit Percentage (1)	9.9%
Maintenance costs to be funded by Assessment	2,883.20
Maintenance costs to be funded by Other Sources	316.80
Maintenance costs to be funded by District Reserves	0.00
Non-Maintenance Costs & Fund Adj. funded by Assessment	3,122.55

Assessable benefit units	25.00
Maximum Assessment Rate	$240.23
Maximum Assessment Revenue	6,005.75

Total Assessment Revenue Needed (2)	$6,005.75
Revenue Capacity / (Shortfall) (3)	0.00
Proposed Assessment Rate	240.23
Proposed Assessment Revenue Total	6,005.75

Total City contribution (4)	$316.80

(1) Percentage estimated in the General Benefit Separation and Quantification Analysis prepared by NBS.
(2) Only the special benefit portion of Maintenance Costs are funded through the assessment, but 100% of non-maintenance costs are funded through the assessment because these costs are attributed only to the district.
(3) The difference between the Maximum Assessment Revenue and the Total Assessment Revenue Needed. A shortfall (negative value) means that the special benefit portion of the budget cannot be fully funded by the assessments.
(4) The total amount to be contributed from non-assessment funds. Includes the general benefit portion of the budget, as well as any budget shortfall.
(5) The assessment roll showing each parcel's proposed assessment amount can be found in Appendix A of this report.

14.7 Assessment Funds

Sierra View is projected to carry over a deficit balance of $4,417 from the prior fiscal year.

The City will contribute approximately $315 in non-assessment district funds to cover the general benefit portion of the maintenance budget.

15. STONY CREEK

Assessment District No. 06-04 – Stony Creek ("Stony Creek") was formed in 2006 pursuant to the Landscaping and Lighting Act of 1972. The boundaries and assessment methodology presented in this report were originally developed by the City.

15.1 Plans and Specifications

Below is a list of the improvements funded by the assessments levied upon the parcels in Stony Creek:

- A landscaping strip along East Kamm Avenue
- A masonry wall along East Kamm Avenue
- One street light along East Kamm Avenue and three along South Greene Avenue

These improvements are collectively known as the "morningside Creek Improvements". A map of these improvements can be found in Appendix C of this report.

15.2 Boundary Description & Diagram

Stony Creek generally consists of property south of East Kamm Avenue, west of South Greene Avenue, and north of the intersection of South Greene Avenue and Grace Lane.

A diagram showing the external boundaries of Stony Creek can be found in Appendix B of this report.

15.3 General Benefit

The Stony Creek Improvements will confer both special and general benefits upon parcels within Stony Creek. The City is required to quantify the general benefits, separate them from the special benefits, and fund that portion of the budget representing general benefit through sources other than assessments.

A General Benefit Separation and Quantification Analysis was prepared by NBS in April of 2017 that estimated the proportion of special and general benefits. The analysis resulted in an estimated 34.6% of general benefit. Therefore, this percentage of the total maintenance budget cannot be funded by the assessments.

15.4 Estimate of Costs

Below is an estimate of the costs needed to fund the Stony Creek Improvements for Fiscal Year 2020/21:

Description	Estimated Amount
City Maintenance Costs (1)	$1,166.00
Contractor Costs (2)	0.00
Total Maintenance Costs	**$1,166.00**

County Costs (3)	$12.09
City Administrative Overhead (4)	107.00
Administrator Costs (5)	1,119.83
Fund Balance Adjustment (6)	0.00
Total Non-Maintenance Costs & Fund Adjustment	**$1,238.92**

Total Costs	**$2,404.92**

(1) Includes Salaries, Repair & Maintenance costs, and Utilities.
(2) Third-party maintenance services. Responsible for mowing and edging turf areas, maintaining flowerbeds, keeping hardscape areas clean, and keeping trees raised to contract heights.
(3) The County charges $200 per fund, plus $1 per parcel. Because of the County's policy of only allowing ten funds per agency, the City combines all but four districts into a single submittal file. As such, the $1 per parcel fee is charged directly to the applicable district, and the $200 fee is spread among the combined districts based on the proportion of parcels levied.
(4) Includes City overhead, liability, fire, and risk insurances.
(5) Costs of NBS to administer the district including preparation of the engineer's report, levy calculation, parcel data tracking, and handling property owner inquiries.
(6) If the fund balance shows a deficit, the amount to levy is increased up to the maximum.

15.5 Assessment Methodology and Rates

According to the original engineer's report, the costs are divided equally among the assessable lots.

The formation engineer's report for Stony Creek included an annual maximum rate inflator that is calculated based on the change in the US City Average CPI-U as of December of each year. The increase effective for 2020/21 was 2.29%.

The table below shows the current and prior year actual and maximum assessment rates:

Fiscal Year	Actual Rate (1)	Maximum Rate
2019/20	$130.94	$251.94
2020/21	130.94	257.69

(1) The actual levy will be an even amount, as required by the County.

15.6 Assessment of the Estimated Costs

The table below shows the assessment of the estimated costs of the Stony Creek Improvements:

Description	Estimated Amount
Total Estimated Costs	**$2,404.92**
General Benefit Percentage (1)	34.6%
Maintenance costs to be funded by Assessment	762.56
Maintenance costs to be funded by Other Sources	403.44
Maintenance costs to be funded by District Reserves	0.00
Non-Maintenance Costs & Fund Adj. funded by Assessment	1,238.92
Assessable benefit units	11.00
Maximum Assessment Rate	$257.69
Maximum Assessment Revenue	2,834.59
Total Assessment Revenue Needed (2)	$2,001.48
Revenue Capacity / (Shortfall) (3)	833.11
Proposed Assessment Rate	130.94
Proposed Assessment Revenue Total	1,440.34
Total City contribution (4)	$403.44

(1) Percentage estimated in the General Benefit Separation and Quantification Analysis prepared by NBS.
(2) Only the special benefit portion of Maintenance Costs are funded through the assessment, but 100% of non-maintenance costs are funded through the assessment because these costs are attributed only to the district.
(3) The difference between the Maximum Assessment Revenue and the Total Assessment Revenue Needed. A shortfall (negative value) means that the special benefit portion of the budget cannot be fully funded by the assessments.
(4) The total amount to be contributed from non-assessment funds. Includes the general benefit portion of the budget, as well as any budget shortfall.

The assessment roll showing each parcel's proposed assessment amount can be found in Appendix A of this report.

15.7 Assessment Funds

Stony Creek is projected to carry over a balance of $10,125 from the prior fiscal year. The City will use approximately $3,000 of this balance to purchase new trees.

The City will contribute approximately $405 in non-assessment district funds to cover the general benefit portion of the maintenance budget.

16. PARKSIDE/MUIRFIELD

Assessment District No. 08-01 – Parkside/Muirfield ("Parkside/Muirfield") was formed in 2008 pursuant to the Landscaping and Lighting Act of 1972. The boundaries and assessment methodology presented in this report were originally developed by the City.

16.1 Plans and Specifications

Below is a list of the improvements funded by the assessments levied upon the parcels in Parkside/Muirfield:

- Landscaping strips along Sierra Way, South Crawford Avenue, San Antonio Avenue at the entrance of the Parkside subdivision, and the perimeter of the Muirfield detention basin along Roosevelt Way/Kimes Avenue
- Four landscaped medians along El Paso Avenue, one landscaped median along San Antonio Avenue at the entrance to Parkside, and a roundabout at the intersection of Laredo Street and San Antonio Avenue
- Masonry walls along Sierra Way, South Crawford Avenue, and to the rear of four parcels on Odessa Street where the Phase 1 subdivision of Parkside ends
- 20 street lights for the Parkside subdivision and 51 street lights for the Muirfield subdivision
- A detention pond in Muirfield Phase 1 along Roosevelt Way and another to the west of Parkside with frontage along the railroad tracks
- A park in Muirfield Phase 2 along Cameron Way

These improvements are collectively known as the "Parkside/Muirfield Improvements". A map of these improvements can be found in Appendix C of this report.

16.2 Boundary Description & Diagram

Parkside/Muirfield is generally located south of Golden Way, west of Crawford Avenue, and east of the Union Pacific Railroad tracks. Muirfield I and II is generally located south of Sierra Way, east of Crawford Avenue, and north of the City's KC Vista Park (north of Kamm Avenue).

A diagram showing the external boundaries of Parkside/Muirfield can be found in Appendix B of this report.

16.3 General Benefit

The Parkside/Muirfield Improvements will confer both special and general benefits upon parcels within Parkside/Muirfield. The City is required to quantify the general benefits, separate them from the special benefits, and fund that portion of the budget representing general benefit through sources other than assessments.

A General Benefit Separation and Quantification Analysis was prepared by NBS in April of 2017 that estimated the proportion of special and general benefits. The analysis resulted in an estimated 14.9% of general benefit. Therefore, this percentage of the total maintenance budget cannot be funded by the assessments.

16.4 Estimate of Costs

Below is an estimate of the costs needed to fund the Parkside/Muirfield Improvements for Fiscal Year 2020/21:

Description	Estimated Amount
City Maintenance Costs (1)	$61,314.96
Contractor Costs (2)	16,972.34
Total Maintenance Costs	**$78,287.30**

County Costs (3)	$556.00
City Administrative Overhead (4)	13,298.00
Administrator Costs (5)	3,477.36
Fund Balance Adjustment (6)	0.00
Total Non-Maintenance Costs & Fund Adjustment	**$17,331.36**

Total Costs	**$95,618.66**

(1) Includes Salaries, Repair & Maintenance costs, and Utilities.
(2) Third-party maintenance services. Responsible for mowing and edging turf areas, maintaining flowerbeds, keeping hardscape areas clean, and keeping trees raised to contract heights.
(3) The County charges $200 per fund, plus $1 per parcel. Because of the County's policy of only allowing ten funds per agency, the City combines all but four districts into a single submittal file. As such, the $1 per parcel fee is charged directly to the applicable district, and the $200 fee is spread among the combined districts based on the proportion of parcels levied.
(4) Includes City overhead, liability, fire, and risk insurances.
(5) Costs of NBS to administer the district including preparation of the engineer's report, levy calculation, parcel data tracking, and handling property owner inquiries.
(6) If the fund balance shows a deficit, the amount to levy is increased up to the maximum.

16.5 Assessment Methodology and Rates

According to the original engineer's report, the costs are divided equally among the assessable lots.

The formation engineer's report for Parkside/Muirfield included an annual maximum rate inflator that is calculated based on the change in the US City Average CPI-U as of December of each year. The increase effective for 2020/21 was 2.29%.

The table below shows the current and prior year actual and maximum assessment rates:

Fiscal Year	Actual Rate (1)	Maximum Rate
2019/20	$186.68	$438.99
2020/21	186.68	449.02

(1) The actual levy will be an even amount, as required by the County.

16.6 Assessment of the Estimated Costs

The table below shows the assessment of the estimated costs of the Parkside/Muirfield Improvements:

Description	Estimated Amount
Total Estimated Costs	**$95,618.66**
General Benefit Percentage (1)	14.9%
Maintenance costs to be funded by Assessment	66,622.49
Maintenance costs to be funded by Other Sources	11,664.81
Maintenance costs to be funded by District Reserves	0.00
Non-Maintenance Costs & Fund Adj. funded by Assessment	17,331.36

Assessable benefit units	356.00
Maximum Assessment Rate	$449.02
Maximum Assessment Revenue	159,851.12

Total Assessment Revenue Needed (2)	$83,953.85
Revenue Capacity / (Shortfall) (3)	75,897.27
Proposed Assessment Rate	186.68
Proposed Assessment Revenue Total	66,458.08

Total City contribution (4)	$11,664.81

(1) Percentage estimated in the General Benefit Separation and Quantification Analysis prepared by NBS.
(2) Only the special benefit portion of Maintenance Costs are funded through the assessment, but 100% of non-maintenance costs are funded through the assessment because these costs are attributed only to the district.
(3) The difference between the Maximum Assessment Revenue and the Total Assessment Revenue Needed. A shortfall (negative value) means that the special benefit portion of the budget cannot be fully funded by the assessments.
(4) The total amount to be contributed from non-assessment funds. Includes the general benefit portion of the budget, as well as any budget shortfall.

The assessment roll showing each parcel's proposed assessment amount can be found in Appendix A of this report.

16.7 Assessment Funds

Parkside/Muirfield is projected to carry over a balance of $159,228 from the prior fiscal year. The City will use approximately $52,000 of this balance to purchase a shade structure, picnic benches and tables.

The City will contribute approximately $11,665 in non-assessment district funds to cover the general benefit portion of the maintenance budget.

17. VISCAYA

Assessment District No. 09-01 – Viscaya ("Viscaya") was formed in 2010 pursuant to the Landscaping and Lighting Act of 1972. The boundaries and assessment methodology presented in this report were originally developed by the City.

17.1 Plans and Specifications

Below is a list of the improvements funded by the assessments levied upon the parcels in Viscaya:

- Masonry walls along Viscaya Ave/Pkwy, along Saginaw Avenue, and along Euclid Avenue
- Landscaping along Viscaya Ave/Pkwy, along Saginaw Avenue, and along the north side of Rosemary Avenue just east of Viscaya Parkway
- A detention basin that runs along the west side of the subdivision, with a chain link fence
- 97 street lights

These improvements are collectively known as the "Viscaya Improvements." A map of these improvements can be found in Appendix C of this report.

17.2 Boundary Description & Diagram

Viscaya generally consists of property north east of North Alice Street, south of Rosemary Avenue, east of Lavender Avenue, south of Avenue 424, west of Viscaya Parkway, along and south of Rosemary Avenue, west of Timothy Avenue, along and south of Bellis Avenue, west of North Euclid Avenue, and north of a seven (7) acre lot (north of West Bloomingdale Avenue).

A diagram showing the external boundaries of Viscaya can be found in Appendix B of this report.

17.3 General Benefit

The Viscaya Improvements will confer both special and general benefits upon parcels within Viscaya. The City is required to quantify the general benefits, separate them from the special benefits, and fund that portion of the budget representing general benefit through sources other than assessments.

A General Benefit Separation and Quantification Analysis was prepared by NBS in April of 2017 that estimated the proportion of special and general benefits. The analysis resulted in an estimated 3.9% of general benefit. Therefore, this percentage of the total maintenance budget cannot be funded by the assessments.

17.4 Estimate of Costs

Below is an estimate of the costs needed to fund the Viscaya Improvements for Fiscal Year 2020/21:

Description	Estimated Amount
City Maintenance Costs (1)	$88,219.09
Contractor Costs (2)	38,743.45
Total Maintenance Costs	**$126,962.54**

County Costs (3)	$601.00
City Administrative Overhead (4)	18,306.00
Administrator Costs (5)	3,477.36
Fund Balance Adjustment (6)	0.00
Total Non-Maintenance Costs & Fund Adjustment	**$22,384.36**

Total Costs	**$149,346.90**

(1) Includes Salaries, Repair & Maintenance costs, and Utilities.
(2) Third-party maintenance services. Responsible for mowing and edging turf areas, maintaining flowerbeds, keeping hardscape areas clean, and keeping trees raised to contract heights.
(3) The County charges $200 per fund, plus $1 per parcel. Because of the County's policy of only allowing ten funds per agency, the City combines all but four districts into a single submittal file. As such, the $1 per parcel fee is charged directly to the applicable district, and the $200 fee is spread among the combined districts based on the proportion of parcels levied.
(4) Includes City overhead, liability, fire, and risk insurances.
(5) Costs of NBS to administer the district including preparation of the engineer's report, levy calculation, parcel data tracking, and handling property owner inquiries.
(6) If the fund balance shows a deficit, the amount to levy is increased up to the maximum.

17.5 Assessment Methodology and Rates

According to the original engineer's report, the costs are divided equally among the "equivalent residential units". Historically, the City has applied the same rate to single-family residential units and multi-family residential units.

The formation engineer's report for Viscaya included an annual maximum rate inflator that is calculated based on the change in the US City Average CPI-U as of December of each year. The increase effective for 2020/21 was 2.29%.

The table below shows the current and prior year actual and maximum assessment rates:

Fiscal Year	Actual Rate (1)	Maximum Rate
2019/20	$291.14	$506.07
2020/21	303.14	517.64

(1) The actual levy will be an even amount, as required by the County.

17.6 Assessment of the Estimated Costs

The table below shows the assessment of the estimated costs of the Viscaya Improvements:

Description	Estimated Amount
Total Estimated Costs	**$149,346.90**
General Benefit Percentage (1)	3.9%
Maintenance costs to be funded by Assessment	122,011.00
Maintenance costs to be funded by Other Sources	4,951.54
Maintenance costs to be funded by District Reserves	1,800.00
Non-Maintenance Costs & Fund Adj. funded by Assessment	22,384.36

Assessable benefit units	401.00
Maximum Assessment Rate	$517.64
Maximum Assessment Revenue	207,573.64

Total Assessment Revenue Needed (2)	$142,595.36
Revenue Capacity / (Shortfall) (3)	64,978.28
Proposed Assessment Rate	303.14
Proposed Assessment Revenue Total	121,559.14

Total City contribution (4)	$4,951.54

(1) Percentage estimated in the General Benefit Separation and Quantification Analysis prepared by NBS.
(2) Only the special benefit portion of Maintenance Costs are funded through the assessment, but 100% of non-maintenance costs are funded through the assessment because these costs are attributed only to the district.
(3) The difference between the Maximum Assessment Revenue and the Total Assessment Revenue Needed. A shortfall (negative value) means that the special benefit portion of the budget cannot be fully funded by the assessments.
(4) The total amount to be contributed from non-assessment funds. Includes the general benefit portion of the budget, as well as any budget shortfall.

The assessment roll showing each parcel's proposed assessment amount can be found in Appendix A of this report.

17.7 Assessment Funds

Viscaya is projected to carry over a balance of $97,675 from the prior fiscal year. The City will use approximately $1,800 of this balance to contribute towards the 2020/21 estimated costs.

The City will contribute approximately $4,950 in non-assessment district funds to cover the general benefit portion of the maintenance budget.

18. LINCOLN/MCKINLEY

Assessment District No. 10-02 – Lincoln/McKinley Estates ("Lincoln/McKinley") was formed in 2010 pursuant to the Landscaping and Lighting Act of 1972. The boundaries and assessment methodology presented in this report were originally developed by the City.

18.1 Plans and Specifications

Below is a list of the improvements funded by the assessments levied upon the parcels in Lincoln/McKinley:

- Paved path connecting Lincoln Avenue and McKinley Avenue
- Landscaping on either side of the path

These improvements are collectively known as the "Lincoln/McKinley Improvements". A map of these improvements can be found in Appendix C of this report.

18.2 Boundary Description & Diagram

Lincoln/McKinley generally consists of property east of North Lincoln Avenue, along the alleyway between North Lincoln Avenue and North McKinley Avenue, and west of North McKinley Avenue.

A diagram showing the external boundaries of Lincoln/McKinley can be found in Appendix B of this report.

18.3 General Benefit

The Lincoln/McKinley Improvements will confer both special and general benefits upon parcels within Lincoln/McKinley. The City is required to quantify the general benefits, separate them from the special benefits, and fund that portion of the budget representing general benefit through sources other than assessments.

A General Benefit Separation and Quantification Analysis was prepared by NBS in April of 2017 that estimated the proportion of special and general benefits. The analysis resulted in an estimated 29.1% of general benefit. Therefore, this percentage of the total maintenance budget cannot be funded by the assessments.

18.4 Estimate of Costs

Below is an estimate of the costs needed to fund the Lincoln/McKinley Improvements for Fiscal Year 2020/21:

Description	Estimated Amount
City Maintenance Costs (1)	$1,560.00
Contractor Costs (2)	371.83
Total Maintenance Costs	**$1,931.83**

County Costs (3)	$15.39
City Administrative Overhead (4)	328.00
Administrator Costs (5)	1,119.83
Fund Balance Adjustment (6)	1,896.73
Total Non-Maintenance Costs & Fund Adjustment	**$3,359.95**

Total Costs	**$5,291.78**

(1) Includes Salaries, Repair & Maintenance costs, and Utilities.
(2) Third-party maintenance services. Responsible for mowing and edging turf areas, maintaining flowerbeds, keeping hardscape areas clean, and keeping trees raised to contract heights.
(3) The County charges $200 per fund, plus $1 per parcel. Because of the County's policy of only allowing ten funds per agency, the City combines all but four districts into a single submittal file. As such, the $1 per parcel fee is charged directly to the applicable district, and the $200 fee is spread among the combined districts based on the proportion of parcels levied.
(4) Includes City overhead, liability, fire, and risk insurances.
(5) Costs of NBS to administer the district including preparation of the engineer's report, levy calculation, parcel data tracking, and handling property owner inquiries.
(6) If the fund balance shows a deficit, the amount to levy is increased up to the maximum.

18.5 Assessment Methodology and Rates

According to the original engineer's report, the costs are divided equally among "equivalent residential units".

The formation engineer's report for Lincoln/McKinley included an annual rate inflator that is calculated based on the change in the US City Average CPI-U as of December of each year. The increase effective for 2020/21 was 2.29%.

The table below shows the current and prior year actual and maximum assessment rates:

Fiscal Year	Actual Rate (1)	Maximum Rate
2019/20	$330.28	$330.28
2020/21	337.83	337.83

(1) The actual levy will be an even amount, as required by the County.

18.6 Assessment of the Estimated Costs

The table below shows the assessment of the estimated costs of the Lincoln/McKinley Improvements:

Description	Estimated Amount
Total Estimated Costs	**$5,291.78**
General Benefit Percentage (1)	29.1%
Maintenance costs to be funded by Assessment	1,369.67
Maintenance costs to be funded by Other Sources	562.16
Maintenance costs to be funded by District Reserves	0.00
Non-Maintenance Costs & Fund Adj. funded by Assessment	3,359.95

Assessable benefit units	14.00
Maximum Assessment Rate	$337.83
Maximum Assessment Revenue	4,729.62

Total Assessment Revenue Needed (2)	$4,729.62
Revenue Capacity / (Shortfall) (3)	0.00
Proposed Assessment Rate	337.83
Proposed Assessment Revenue Total	4,729.62

Total City contribution (4)	$562.16

(1) Percentage estimated in the General Benefit Separation and Quantification Analysis prepared by NBS.
(2) Only the special benefit portion of Maintenance Costs are funded through the assessment, but 100% of non-maintenance costs are funded through the assessment because these costs are attributed only to the district.
(3) The difference between the Maximum Assessment Revenue and the Total Assessment Revenue Needed. A shortfall (negative value) means that the special benefit portion of the budget cannot be fully funded by the assessments.
(4) The total amount to be contributed from non-assessment funds. Includes the general benefit portion of the budget, as well as any budget shortfall.

The assessment roll showing each parcel's proposed assessment amount can be found in Appendix A of this report.

18.7 Assessment Funds

Lincoln/McKinley is projected to carry over a deficit balance of $13,396 from the prior fiscal year.

The City will contribute approximately $560 in non-assessment district funds to cover the general benefit portion of the maintenance budget.

19. PARKSIDE VILLAGE 2 & 3

Parkside Village Unit Nos. 2 and 3 Landscape and Lighting Assessment District ("Parkside Village") was formed in 2015 pursuant to the Landscaping and Lighting Act of 1972.

19.1 Plans and Specifications

Below is a list of the improvements funded by the assessments levied upon the parcels in Parkside Village:

- Landscaping strips along East Kamm Avenue and Laredo Street
- Concrete masonry unit (CMU) fencing
- A detention basin to the northwest of the district
- 22 street lights located throughout the local and arterial streets within the District

These improvements are collectively known as the "Parkside Village Improvements". A map of these improvements can be found in Appendix C of this report.

19.2 Boundary Description & Diagram

Parkside Village generally consists of property located north of East Kamm Avenue, south of San Antonio Avenue, east of the Union Pacific Railroad, and west of South Crawford Avenue.

A diagram showing the external boundaries of Parkside Village can be found in Appendix B of this report.

19.3 General Benefit

The Parkside Village Improvements will confer both special and general benefits upon parcels within Parkside Village. The City is required to quantify the general benefits, separate them from the special benefits, and fund that portion of the budget representing general benefit through sources other than assessments.

A General Benefit Separation and Quantification Analysis was prepared by NBS in April of 2017 that estimated the proportion of special and general benefits. The analysis resulted in an estimated 9.1% of general benefit. Therefore, this percentage of the total maintenance budget cannot be funded by the assessments.

19.4 Estimate of Costs

Below is an estimate of the costs needed to fund the Parkside Village Improvements for Fiscal Year 2020/21:

Description	Estimated Amount
City Maintenance Costs (1)	$38,683.00
Contractor Costs (2)	3,500.97
Total Maintenance Costs	**$42,183.97**

County Costs (3)	$322.00
City Administrative Overhead (4)	8,752.00
Administrator Costs (5)	1,119.83
Fund Balance Adjustment (6)	0.00
Total Non-Maintenance Costs & Fund Adjustment	**$10,193.83**

Total Costs	**$52,377.80**

(1) Includes Salaries, Repair & Maintenance costs, and Utilities.
(2) Third-party maintenance services. Responsible for mowing and edging turf areas, maintaining flowerbeds, keeping hardscape areas clean, and keeping trees raised to contract heights.
(3) The County charges $200 per fund, plus $1 per parcel. Because of the County's policy of only allowing ten funds per agency, the City combines all but four districts into a single submittal file. As such, the $1 per parcel fee is charged directly to the applicable district, and the $200 fee is spread among the combined districts based on the proportion of parcels levied.
(4) Includes City overhead, liability, fire, and risk insurances.
(5) Costs of NBS to administer the district including preparation of the engineer's report, levy calculation, parcel data tracking, and handling property owner inquiries.
(6) If the fund balance shows a deficit, the amount to levy is increased up to the maximum.

19.5 Assessment Methodology and Rates

According to the original engineer's report, single-family residential parcels are assigned one benefit unit per dwelling unit. Other land uses such as Common Area, Open Space, Easements, Utility Parcels, and Streets are assigned zero benefit units. The total assessable costs are assessed to the parcels within Parkside Village based on the benefit unit assigned to each parcel. The assessment rate per benefit unit is calculated by dividing the total assessable costs by the district's total benefit units.

Each fiscal year, beginning in 2016/17, the maximum assessment rate may be increased by the percent change in the December to December Consumer Price Index for all Urban Consumers for the Pacific Cities and U.S. City Average, published by the U.S. Department of Labor, Bureau of Labor Statistics, provided that any increase shall not exceed 3%. The increase effective for 2020/21 was 2.29%.

The table below shows the current and prior year actual and maximum assessment rates:

Fiscal Year	Actual Rate (1)	Maximum Rate
2019/20	$328.14	$336.85
2020/21	342.05	344.55

(1) The actual levy will be an even amount, as required by the County.

19.6 Assessment of the Estimated Costs

The table below shows the assessment of the estimated costs of the Parkside Village Improvements:

Description	Estimate Amount
Total Estimated Costs	**$52,377.80**
General Benefit Percentage (1)	9.1%
Maintenance costs to be funded by Assessment	38,345.23
Maintenance costs to be funded by Other Sources	3,838.74
Maintenance costs to be funded by District Reserves	6,808.96
Non-Maintenance Costs & Fund Adj. funded by Assessment	10,193.83

Assessable benefit units	122.00
Maximum Assessment Rate	$344.55
Maximum Assessment Revenue	42,035.10

Total Assessment Revenue Needed (2)	$41,730.10
Revenue Capacity / (Shortfall) (3)	305.00
Proposed Assessment Rate	342.05
Proposed Assessment Revenue Total	41,730.10

Total City contribution (4)	$3,838.74

(1) Percentage estimated in the General Benefit Separation and Quantification Analysis prepared by NBS.
(2) Only the special benefit portion of Maintenance Costs are funded through the assessment, but 100% of non-maintenance costs are funded through the assessment because these costs are attributed only to the district.
(3) The difference between the Maximum Assessment Revenue and the Total Assessment Revenue Needed. A shortfall (negative value) means that the special benefit portion of the budget cannot be fully funded by the assessments.
(4) The total amount to be contributed from non-assessment funds. Includes the general benefit portion of the budget, as well as any budget shortfall.

The assessment roll showing each parcel's proposed assessment amount can be found in Appendix A of this report.

19.7 Assessment Funds

Parkside Village will carry over a balance of $18,844 from the prior fiscal year. The City will use approximately $6,810 of this balance to contribute towards the 2020/21 estimated costs

The City will contribute approximately $3,840 in non-assessment district funds to cover the general benefit portion of the maintenance budget, as well as the budget shortfall.

20. APPENDIX A: ASSESSMENT ROLL

The following pages contain the 2020/21 assessment roll for each of the Districts as referenced in the report.

City of Dinuba
Landscape and Lighting Assessment Districts
2020/21 Assessment Roll

District No.	District	APN	Proposed Assessment [1]
98-01	Alta Mission	030-270-051-000	$125.00
98-01	Alta Mission	030-270-052-000	125.00
98-01	Alta Mission	030-270-053-000	125.00
98-01	Alta Mission	030-270-054-000	125.00
98-01	Alta Mission	030-270-055-000	125.00
98-01	Alta Mission	030-270-056-000	125.00
98-01	Alta Mission	030-270-057-000	125.00
98-01	Alta Mission	030-270-058-000	125.00
98-01	Alta Mission	030-270-059-000	125.00
98-01	Alta Mission	030-270-060-000	125.00
98-01	Alta Mission	030-270-061-000	125.00
98-01	Alta Mission	030-270-062-000	125.00
98-01	Alta Mission	030-270-063-000	125.00
98-01	Alta Mission	030-270-064-000	125.00
98-01	Alta Mission	030-270-065-000	125.00
98-01	Alta Mission	030-270-066-000	125.00
98-01	Alta Mission	030-270-067-000	125.00
98-01	Alta Mission	030-270-068-000	125.00
98-01	Alta Mission	030-270-069-000	125.00
98-01	Alta Mission	030-270-070-000	125.00
98-01	Alta Mission	030-270-071-000	125.00
98-01	Alta Mission	030-270-072-000	125.00
98-01	Alta Mission	030-270-073-000	125.00
98-01	Alta Mission	030-270-074-000	125.00
98-01	Alta Mission	030-270-075-000	125.00
98-01	Alta Mission	030-270-076-000	125.00
98-01	Alta Mission	030-270-077-000	125.00
98-01	Alta Mission	030-270-078-000	125.00
98-01	Alta Mission	030-270-079-000	125.00
98-01	Alta Mission	030-270-080-000	125.00
98-01	Alta Mission	030-270-081-000	125.00
98-01	Alta Mission	030-270-082-000	125.00
98-01	Alta Mission	030-270-083-000	125.00
98-01	Alta Mission	030-270-084-000	125.00
98-01	Alta Mission	030-270-085-000	125.00
98-01	Alta Mission	030-270-086-000	125.00
98-01	Alta Mission	030-270-087-000	125.00
98-01	Alta Mission	030-270-088-000	125.00
98-01	Alta Mission	030-270-089-000	125.00
98-01	Alta Mission	030-270-090-000	125.00
98-01	Alta Mission	030-270-091-000	125.00

City of Dinuba
Landscape and Lighting Assessment Districts
2020/21 Assessment Roll

District No.	District	APN	Proposed Assessment [1]
06-02	Citrus Heights	017-163-002-000	125.75
06-02	Citrus Heights	017-163-003-000	125.75
06-02	Citrus Heights	017-163-004-000	125.75
06-02	Citrus Heights	017-163-005-000	125.75
06-02	Citrus Heights	017-163-006-000	125.75
06-02	Citrus Heights	017-163-007-000	125.75
06-02	Citrus Heights	017-163-008-000	125.75
06-02	Citrus Heights	017-163-009-000	125.75
06-02	Citrus Heights	017-163-010-000	125.75
06-02	Citrus Heights	017-163-011-000	125.75
06-02	Citrus Heights	017-163-012-000	125.75
06-02	Citrus Heights	017-163-013-000	125.75
06-02	Citrus Heights	017-163-014-000	125.75
06-02	Citrus Heights	017-163-015-000	125.75
06-02	Citrus Heights	017-163-016-000	125.75
06-02	Citrus Heights	017-163-017-000	125.75
89-01	Country Club	014-360-032-000	260.82
89-01	Country Club	014-360-033-000	260.82
89-01	Country Club	014-360-034-000	260.82
89-01	Country Club	014-360-035-000	260.82
89-01	Country Club	014-360-036-000	260.82
89-01	Country Club	014-360-037-000	260.82
89-01	Country Club	014-360-038-000	260.82
89-01	Country Club	014-360-039-000	260.82
89-01	Country Club	014-360-040-000	260.82
89-01	Country Club	014-360-041-000	260.82
89-01	Country Club	014-360-042-000	260.82
89-01	Country Club	014-360-043-000	260.82
89-01	Country Club	014-360-044-000	260.82
89-01	Country Club	014-360-045-000	260.82
89-01	Country Club	014-360-046-000	260.82
89-01	Country Club	014-360-047-000	260.82
89-01	Country Club	014-360-048-000	260.82
89-01	Country Club	014-360-049-000	260.82
89-01	Country Club	014-360-050-000	260.82
89-01	Country Club	014-360-051-000	260.82
89-01	Country Club	014-360-052-000	260.82
89-01	Country Club	014-360-053-000	260.82
89-01	Country Club	014-360-054-000	260.82
89-01	Country Club	014-360-055-000	260.82
89-01	Country Club	014-360-056-000	260.82

City of Dinuba
Landscape and Lighting Assessment Districts
2020/21 Assessment Roll

District No.	District	APN	Proposed Assessment [1]
89-01	Country Club	014-360-057-000	260.82
89-01	Country Club	014-360-058-000	260.82
89-01	Country Club	014-360-059-000	260.82
89-01	Country Club	014-360-060-000	260.82
89-01	Country Club	014-360-061-000	260.82
89-01	Country Club	014-360-062-000	260.82
89-01	Country Club	014-360-063-000	260.82
89-01	Country Club	014-360-064-000	260.82
89-01	Country Club	014-360-065-000	260.82
89-01	Country Club	014-360-066-000	260.82
89-01	Country Club	014-360-067-000	260.82
89-01	Country Club	014-360-068-000	260.82
89-01	Country Club	014-360-069-000	260.82
89-01	Country Club	014-360-070-000	260.82
89-01	Country Club	014-360-071-000	260.82
89-01	Country Club	014-360-072-000	260.82
89-01	Country Club	014-360-073-000	260.82
89-01	Country Club	014-360-074-000	260.82
89-01	Country Club	014-360-075-000	260.82
89-01	Country Club	014-360-076-000	260.82
89-01	Country Club	014-360-077-000	260.82
89-01	Country Club	014-360-078-000	260.82
89-01	Country Club	014-360-079-000	260.82
89-01	Country Club	014-360-080-000	260.82
89-01	Country Club	014-360-081-000	260.82
89-01	Country Club	014-360-082-000	260.82
89-01	Country Club	014-360-083-000	260.82
90-01	Harvest Estates	014-380-001-000	91.72
90-01	Harvest Estates	014-380-002-000	91.72
90-01	Harvest Estates	014-380-003-000	91.72
90-01	Harvest Estates	014-380-004-000	91.72
90-01	Harvest Estates	014-380-005-000	91.72
90-01	Harvest Estates	014-380-006-000	91.72
90-01	Harvest Estates	014-380-007-000	91.72
90-01	Harvest Estates	014-380-008-000	91.72
90-01	Harvest Estates	014-380-009-000	91.72
90-01	Harvest Estates	014-380-010-000	91.72
90-01	Harvest Estates	014-380-011-000	91.72
90-01	Harvest Estates	014-380-012-000	91.72
90-01	Harvest Estates	014-380-013-000	91.72
90-01	Harvest Estates	014-380-015-000	91.72

City of Dinuba
Landscape and Lighting Assessment Districts
2020/21 Assessment Roll

District No.	District	APN	Proposed Assessment [1]
90-01	Harvest Estates	014-380-016-000	91.72
90-01	Harvest Estates	014-380-018-000	91.72
90-01	Harvest Estates	014-380-032-000	91.72
90-01	Harvest Estates	014-380-033-000	91.72
10-02	Lincoln/McKinley	014-101-012-000	337.83
10-02	Lincoln/McKinley	014-101-013-000	337.83
10-02	Lincoln/McKinley	014-101-014-000	337.83
10-02	Lincoln/McKinley	014-101-015-000	337.83
10-02	Lincoln/McKinley	014-113-008-000	337.83
10-02	Lincoln/McKinley	014-113-010-000	337.83
10-02	Lincoln/McKinley	014-113-011-000	337.83
10-02	Lincoln/McKinley	014-113-012-000	337.83
10-02	Lincoln/McKinley	014-113-013-000	337.83
10-02	Lincoln/McKinley	014-113-014-000	337.83
10-02	Lincoln/McKinley	014-113-015-000	337.83
10-02	Lincoln/McKinley	014-113-016-000	337.83
10-02	Lincoln/McKinley	014-113-017-000	337.83
10-02	Lincoln/McKinley	014-113-018-000	337.83
93-01	Marshall Acres	030-250-001-000	172.72
93-01	Marshall Acres	030-250-002-000	172.72
93-01	Marshall Acres	030-250-003-000	172.72
93-01	Marshall Acres	030-250-004-000	172.72
93-01	Marshall Acres	030-250-005-000	172.72
93-01	Marshall Acres	030-250-006-000	172.72
93-01	Marshall Acres	030-250-007-000	172.72
93-01	Marshall Acres	030-250-008-000	172.72
93-01	Marshall Acres	030-250-009-000	172.72
93-01	Marshall Acres	030-250-010-000	172.72
93-01	Marshall Acres	030-250-011-000	172.72
93-01	Marshall Acres	030-250-019-000	172.72
93-01	Marshall Acres	030-250-020-000	172.72
93-01	Marshall Acres	030-250-021-000	172.72
93-01	Marshall Acres	030-250-022-000	172.72
93-01	Marshall Acres	030-250-023-000	172.72
93-01	Marshall Acres	030-250-024-000	172.72
93-01	Marshall Acres	030-250-025-000	172.72
93-01	Marshall Acres	030-250-026-000	172.72
93-01	Marshall Acres	030-250-027-000	172.72
93-01	Marshall Acres	030-250-028-000	172.72
93-01	Marshall Acres	030-250-029-000	172.72
93-01	Marshall Acres	030-250-030-000	172.72

City of Dinuba
Landscape and Lighting Assessment Districts
2020/21 Assessment Roll

District No.	District	APN	Proposed Assessment [1]
93-01	Marshall Acres	030-250-031-000	172.72
93-01	Marshall Acres	030-250-032-000	172.72
93-01	Marshall Acres	030-250-033-000	172.72
93-01	Marshall Acres	030-250-034-000	172.72
93-01	Marshall Acres	030-250-035-000	172.72
93-01	Marshall Acres	030-250-036-000	172.72
93-01	Marshall Acres	030-250-037-000	172.72
93-01	Marshall Acres	030-250-038-000	172.72
93-01	Marshall Acres	030-250-039-000	172.72
93-01	Marshall Acres	030-250-040-000	172.72
93-01	Marshall Acres	030-250-041-000	172.72
93-01	Marshall Acres	030-250-042-000	172.72
93-01	Marshall Acres	030-250-043-000	172.72
93-01	Marshall Acres	030-250-044-000	172.72
93-01	Marshall Acres	030-250-045-000	172.72
93-01	Marshall Acres	030-250-046-000	172.72
93-01	Marshall Acres	030-250-047-000	172.72
93-01	Marshall Acres	030-250-048-000	172.72
93-01	Marshall Acres	030-250-049-000	172.72
93-01	Marshall Acres	030-250-050-000	172.72
93-01	Marshall Acres	030-250-051-000	172.72
93-01	Marshall Acres	030-250-052-000	172.72
93-01	Marshall Acres	030-250-053-000	172.72
93-01	Marshall Acres	030-250-054-000	172.72
93-01	Marshall Acres	030-250-055-000	172.72
93-01	Marshall Acres	030-250-056-000	172.72
93-01	Marshall Acres	030-250-057-000	172.72
93-01	Marshall Acres	030-250-058-000	172.72
93-01	Marshall Acres	030-250-059-000	172.72
93-01	Marshall Acres	030-250-060-000	172.72
93-01	Marshall Acres	030-250-061-000	172.72
93-01	Marshall Acres	030-250-062-000	172.72
93-01	Marshall Acres	030-250-063-000	172.72
93-01	Marshall Acres	030-250-064-000	172.72
93-01	Marshall Acres	030-250-065-000	172.72
93-01	Marshall Acres	030-250-066-000	172.72
93-01	Marshall Acres	030-250-067-000	172.72
93-01	Marshall Acres	030-250-068-000	172.72
93-01	Marshall Acres	030-250-069-000	172.72
93-01	Marshall Acres	030-250-070-000	172.72
93-01	Marshall Acres	030-250-071-000	172.72

City of Dinuba
Landscape and Lighting Assessment Districts
2020/21 Assessment Roll

District No.	District	APN	Proposed Assessment [1]
93-01	Marshall Acres	030-250-072-000	172.72
93-01	Marshall Acres	030-250-073-000	172.72
93-01	Marshall Acres	030-250-074-000	172.72
93-01	Marshall Acres	030-250-075-000	172.72
93-01	Marshall Acres	030-250-076-000	172.72
93-01	Marshall Acres	030-250-077-000	172.72
93-01	Marshall Acres	030-250-078-000	172.72
93-01	Marshall Acres	030-250-079-000	172.72
93-01	Marshall Acres	030-250-080-000	172.72
93-01	Marshall Acres	030-250-081-000	172.72
93-01	Marshall Acres	030-250-082-000	172.72
93-01	Marshall Acres	030-250-083-000	172.72
93-01	Marshall Acres	030-250-085-000	172.72
93-01	Marshall Acres	030-250-086-000	172.72
93-01	Marshall Acres	030-250-087-000	172.72
93-01	Marshall Acres	030-250-088-000	172.72
98-02	Morningside Phase 1	014-460-001-000	170.18
98-02	Morningside Phase 1	014-460-002-000	170.18
98-02	Morningside Phase 1	014-460-003-000	170.18
98-02	Morningside Phase 1	014-460-004-000	170.18
98-02	Morningside Phase 1	014-460-005-000	170.18
98-02	Morningside Phase 1	014-460-006-000	170.18
98-02	Morningside Phase 1	014-460-007-000	170.18
98-02	Morningside Phase 1	014-460-008-000	170.18
98-02	Morningside Phase 1	014-460-009-000	170.18
98-02	Morningside Phase 1	014-460-010-000	170.18
98-02	Morningside Phase 1	014-460-011-000	170.18
98-02	Morningside Phase 1	014-460-012-000	170.18
98-02	Morningside Phase 1	014-460-013-000	170.18
98-02	Morningside Phase 1	014-460-014-000	170.18
98-02	Morningside Phase 1	014-460-015-000	170.18
98-02	Morningside Phase 1	014-460-016-000	170.18
98-02	Morningside Phase 1	014-460-017-000	170.18
98-02	Morningside Phase 1	014-460-018-000	170.18
98-02	Morningside Phase 1	014-460-019-000	170.18
98-02	Morningside Phase 1	014-460-020-000	170.18
98-02	Morningside Phase 1	014-460-021-000	170.18
98-02	Morningside Phase 1	014-460-022-000	170.18
98-02	Morningside Phase 1	014-460-023-000	170.18
98-02	Morningside Phase 1	014-460-024-000	170.18
98-02	Morningside Phase 1	014-460-025-000	170.18

City of Dinuba
Landscape and Lighting Assessment Districts
2020/21 Assessment Roll

District No.	District	APN	Proposed Assessment [1]
98-02	Morningside Phase 1	014-460-026-000	170.18
98-02	Morningside Phase 1	014-460-027-000	170.18
98-02	Morningside Phase 1	014-460-028-000	170.18
98-02	Morningside Phase 1	014-460-029-000	170.18
98-02	Morningside Phase 1	014-460-030-000	170.18
98-02	Morningside Phase 1	014-460-031-000	170.18
98-02	Morningside Phase 1	014-460-032-000	170.18
98-02	Morningside Phase 1	014-460-033-000	170.18
98-02	Morningside Phase 1	014-460-034-000	170.18
98-02	Morningside Phase 1	014-460-035-000	170.18
98-02	Morningside Phase 1	014-460-036-000	170.18
98-02	Morningside Phase 1	014-460-037-000	170.18
98-02	Morningside Phase 1	014-460-038-000	170.18
98-02	Morningside Phase 1	014-460-039-000	170.18
98-02	Morningside Phase 1	014-460-040-000	170.18
98-02	Morningside Phase 1	014-460-048-000	85.09
98-02	Morningside Phase 1	014-460-050-000	85.09
98-02	Morningside Phase 1	014-470-001-000	170.18
98-02	Morningside Phase 1	014-470-002-000	170.18
98-02	Morningside Phase 1	014-470-003-000	170.18
98-02	Morningside Phase 1	014-470-004-000	170.18
98-02	Morningside Phase 1	014-470-005-000	170.18
98-02	Morningside Phase 1	014-470-006-000	170.18
98-02	Morningside Phase 1	014-470-007-000	170.18
99-01	Morningside Phase 2	014-470-009-000	140.22
99-01	Morningside Phase 2	014-470-010-000	140.22
99-01	Morningside Phase 2	014-470-011-000	140.22
99-01	Morningside Phase 2	014-470-012-000	140.22
99-01	Morningside Phase 2	014-470-013-000	140.22
99-01	Morningside Phase 2	014-470-014-000	140.22
99-01	Morningside Phase 2	014-470-015-000	140.22
99-01	Morningside Phase 2	014-470-016-000	140.22
99-01	Morningside Phase 2	014-470-017-000	140.22
99-01	Morningside Phase 2	014-470-018-000	140.22
99-01	Morningside Phase 2	014-470-019-000	140.22
99-01	Morningside Phase 2	014-470-020-000	140.22
99-01	Morningside Phase 2	014-470-021-000	140.22
99-01	Morningside Phase 2	014-470-022-000	140.22
99-01	Morningside Phase 2	014-470-023-000	140.22
99-01	Morningside Phase 2	014-470-024-000	140.22
99-01	Morningside Phase 2	014-470-025-000	140.22

City of Dinuba
Landscape and Lighting Assessment Districts
2020/21 Assessment Roll

District No.	District	APN	Proposed Assessment [1]
99-01	Morningside Phase 2	014-470-026-000	140.22
99-01	Morningside Phase 2	014-470-027-000	140.22
99-01	Morningside Phase 2	014-470-030-000	140.22
99-01	Morningside Phase 2	014-470-031-000	140.22
99-01	Morningside Phase 2	014-470-032-000	140.22
99-01	Morningside Phase 2	014-470-033-000	140.22
99-01	Morningside Phase 2	014-470-034-000	140.22
99-01	Morningside Phase 2	014-470-035-000	140.22
99-01	Morningside Phase 2	014-470-036-000	140.22
99-01	Morningside Phase 2	014-470-037-000	140.22
99-01	Morningside Phase 2	014-470-038-000	140.22
99-01	Morningside Phase 2	014-470-039-000	140.22
99-01	Morningside Phase 2	014-470-040-000	140.22
99-01	Morningside Phase 2	014-470-041-000	140.22
99-01	Morningside Phase 2	014-470-042-000	140.22
99-01	Morningside Phase 2	014-470-043-000	140.22
99-01	Morningside Phase 2	014-470-044-000	140.22
99-01	Morningside Phase 2	014-470-045-000	140.22
99-01	Morningside Phase 2	014-470-046-000	140.22
99-01	Morningside Phase 2	014-470-047-000	140.22
99-01	Morningside Phase 2	014-470-048-000	140.22
99-01	Morningside Phase 2	014-470-049-000	140.22
99-01	Morningside Phase 2	014-470-050-000	140.22
99-01	Morningside Phase 2	014-470-051-000	140.22
99-01	Morningside Phase 2	014-470-052-000	140.22
99-01	Morningside Phase 2	014-470-053-000	140.22
99-01	Morningside Phase 2	014-470-054-000	140.22
99-01	Morningside Phase 2	014-470-055-000	140.22
99-01	Morningside Phase 2	014-470-057-000	140.22
99-01	Morningside Phase 2	014-470-058-000	140.22
99-01	Morningside Phase 2	014-470-059-000	45.12
99-01	Morningside Phase 2	014-470-060-000	45.12
99-01	Morningside Phase 2	014-470-061-000	45.12
99-01	Morningside Phase 2	014-470-062-000	45.12
99-01	Morningside Phase 2	014-470-063-000	45.12
99-01	Morningside Phase 2	014-470-064-000	45.12
99-01	Morningside Phase 2	014-470-065-000	45.12
99-01	Morningside Phase 2	014-470-066-000	45.12
99-01	Morningside Phase 2	014-470-067-000	45.12
99-01	Morningside Phase 2	014-470-068-000	45.12
99-01	Morningside Phase 2	014-470-069-000	45.12

City of Dinuba
Landscape and Lighting Assessment Districts
2020/21 Assessment Roll

District No.	District	APN	Proposed Assessment [1]
99-01	Morningside Phase 2	014-470-070-000	45.12
99-01	Morningside Phase 2	014-470-071-000	45.12
99-01	Morningside Phase 2	014-470-072-000	45.12
99-01	Morningside Phase 2	014-470-073-000	45.12
99-01	Morningside Phase 2	014-470-074-000	45.12
99-01	Morningside Phase 2	014-470-075-000	45.12
99-01	Morningside Phase 2	014-470-076-000	45.12
99-01	Morningside Phase 2	014-470-077-000	45.12
99-01	Morningside Phase 2	014-470-078-000	45.12
99-01	Morningside Phase 2	014-470-079-000	45.12
99-01	Morningside Phase 2	014-470-080-000	45.12
99-01	Morningside Phase 2	014-470-081-000	45.12
99-01	Morningside Phase 2	014-470-082-000	45.12
99-01	Morningside Phase 2	014-470-083-000	45.12
99-01	Morningside Phase 2	014-470-084-000	45.12
99-01	Morningside Phase 2	014-470-085-000	45.12
99-01	Morningside Phase 2	014-470-086-000	45.12
99-01	Morningside Phase 2	014-470-087-000	45.12
99-01	Morningside Phase 2	014-470-088-000	45.12
99-01	Morningside Phase 2	014-470-089-000	45.12
99-01	Morningside Phase 2	014-470-090-000	45.12
99-01	Morningside Phase 2	014-470-091-000	45.12
99-01	Morningside Phase 2	014-470-092-000	45.12
99-01	Morningside Phase 2	014-470-093-000	45.12
99-01	Morningside Phase 2	014-470-094-000	45.12
99-01	Morningside Phase 2	014-470-095-000	45.12
99-01	Morningside Phase 2	014-470-096-000	45.12
99-01	Morningside Phase 2	014-470-097-000	45.12
99-01	Morningside Phase 2	014-470-098-000	45.12
99-01	Morningside Phase 2	014-470-099-000	45.12
99-01	Morningside Phase 2	014-470-101-000	45.12
92-01	Nebraska	014-071-009-000	183.05
92-01	Nebraska	014-072-013-000	183.05
92-01	Nebraska	014-072-014-000	183.05
92-01	Nebraska	014-072-015-000	183.05
92-01	Nebraska	014-072-016-000	183.05
92-01	Nebraska	014-072-017-000	183.05
92-01	Nebraska	014-072-018-000	183.05
92-01	Nebraska	014-072-019-000	183.05
92-01	Nebraska	014-072-032-000	183.05
92-01	Nebraska	014-072-033-000	183.05

City of Dinuba
Landscape and Lighting Assessment Districts
2020/21 Assessment Roll

District No.	District	APN	Proposed Assessment [1]
92-01	Nebraska	014-072-034-000	183.05
92-01	Nebraska	014-072-035-000	183.05
92-01	Nebraska	014-072-036-000	183.05
92-01	Nebraska	014-072-039-000	183.05
92-01	Nebraska	014-072-040-000	183.05
92-01	Nebraska	014-072-041-000	183.05
92-01	Nebraska	014-072-042-000	183.05
92-01	Nebraska	014-072-043-000	183.05
92-01	Nebraska	014-072-044-000	183.05
92-01	Nebraska	014-072-045-000	183.05
92-01	Nebraska	014-072-046-000	183.05
92-01	Nebraska	014-072-047-000	183.05
92-01	Nebraska	014-072-048-000	183.05
92-01	Nebraska	014-072-049-000	183.05
92-01	Nebraska	014-072-050-000	183.05
92-01	Nebraska	014-072-051-000	183.05
92-01	Nebraska	014-072-052-000	183.05
92-01	Nebraska	014-073-001-000	183.05
92-01	Nebraska	014-073-002-000	183.05
92-01	Nebraska	014-073-003-000	183.05
92-01	Nebraska	014-073-004-000	183.05
92-01	Nebraska	014-073-005-000	183.05
92-01	Nebraska	014-073-006-000	183.05
92-01	Nebraska	014-073-007-000	183.05
92-01	Nebraska	014-073-008-000	183.05
92-01	Nebraska	014-073-009-000	183.05
92-01	Nebraska	014-073-010-000	183.05
92-01	Nebraska	014-073-011-000	183.05
92-01	Nebraska	014-073-012-000	183.05
92-01	Nebraska	014-073-013-000	183.05
92-01	Nebraska	014-073-014-000	183.05
92-01	Nebraska	014-073-015-000	183.05
92-01	Nebraska	014-073-016-000	183.05
92-01	Nebraska	014-073-017-000	183.05
92-01	Nebraska	014-073-018-000	183.05
92-01	Nebraska	014-074-001-000	183.05
92-01	Nebraska	014-074-002-000	183.05
92-01	Nebraska	014-074-003-000	183.05
92-01	Nebraska	014-074-004-000	183.05
92-01	Nebraska	014-074-005-000	183.05
92-01	Nebraska	014-074-006-000	183.05

City of Dinuba
Landscape and Lighting Assessment Districts
2020/21 Assessment Roll

District No.	District	APN	Proposed Assessment [1]
92-01	Nebraska	014-074-007-000	183.05
92-01	Nebraska	014-080-086-000	775.15
92-01	Nebraska	014-080-089-000	416.19
92-01	Nebraska	014-080-090-000	439.18
92-01	Nebraska	014-370-044-000	179.80
92-01	Nebraska	014-370-045-000	179.80
92-01	Nebraska	014-370-046-000	179.80
92-01	Nebraska	014-370-047-000	179.80
92-01	Nebraska	014-370-048-000	179.80
92-01	Nebraska	014-370-049-000	179.80
92-01	Nebraska	014-370-050-000	179.80
92-01	Nebraska	014-370-051-000	179.80
92-01	Nebraska	014-370-052-000	179.80
92-01	Nebraska	014-370-053-000	179.80
92-01	Nebraska	014-370-054-000	179.80
92-01	Nebraska	014-370-055-000	179.80
92-01	Nebraska	014-370-056-000	179.80
92-01	Nebraska	014-370-057-000	179.80
92-01	Nebraska	014-370-058-000	179.80
92-01	Nebraska	014-370-059-000	179.80
92-01	Nebraska	014-370-060-000	179.80
92-01	Nebraska	014-370-061-000	179.80
92-01	Nebraska	014-370-062-000	179.80
92-01	Nebraska	014-370-063-000	179.80
92-01	Nebraska	014-370-064-000	179.80
92-01	Nebraska	014-370-065-000	179.80
92-01	Nebraska	014-370-066-000	179.80
92-01	Nebraska	014-370-067-000	179.80
92-01	Nebraska	014-370-068-000	179.80
92-01	Nebraska	014-370-069-000	179.80
92-01	Nebraska	014-370-070-000	179.80
92-01	Nebraska	014-370-071-000	179.80
92-01	Nebraska	014-370-072-000	179.80
92-01	Nebraska	014-370-073-000	179.80
92-01	Nebraska	014-370-074-000	179.80
92-01	Nebraska	014-370-075-000	179.80
92-01	Nebraska	014-370-076-000	179.80
92-01	Nebraska	014-370-077-000	179.80
92-01	Nebraska	014-370-078-000	179.80
92-01	Nebraska	014-370-079-000	179.80
92-01	Nebraska	014-370-080-000	179.80

City of Dinuba
Landscape and Lighting Assessment Districts
2020/21 Assessment Roll

District No.	District	APN	Proposed Assessment [1]
92-01	Nebraska	014-370-081-000	179.80
92-01	Nebraska	014-370-082-000	179.80
92-01	Nebraska	014-370-083-000	179.80
92-01	Nebraska	014-370-084-000	179.80
92-01	Nebraska	014-370-085-000	179.80
92-01	Nebraska	014-410-001-000	183.90
92-01	Nebraska	014-410-002-000	183.90
92-01	Nebraska	014-410-003-000	183.90
92-01	Nebraska	014-410-004-000	183.90
92-01	Nebraska	014-410-005-000	183.90
92-01	Nebraska	014-410-006-000	183.90
92-01	Nebraska	014-410-007-000	183.90
92-01	Nebraska	014-410-008-000	183.90
92-01	Nebraska	014-410-011-000	183.90
92-01	Nebraska	014-410-012-000	183.90
92-01	Nebraska	014-410-013-000	183.90
92-01	Nebraska	014-410-014-000	183.90
92-01	Nebraska	014-410-015-000	183.90
92-01	Nebraska	014-410-016-000	183.90
92-01	Nebraska	014-410-017-000	183.90
92-01	Nebraska	014-410-018-000	183.90
92-01	Nebraska	014-410-019-000	183.90
92-01	Nebraska	014-410-020-000	183.90
92-01	Nebraska	014-410-021-000	183.90
92-01	Nebraska	014-410-022-000	183.90
92-01	Nebraska	014-410-023-000	183.90
92-01	Nebraska	014-410-024-000	183.90
92-01	Nebraska	014-410-025-000	183.90
92-01	Nebraska	014-410-026-000	183.90
92-01	Nebraska	014-410-027-000	183.90
92-01	Nebraska	014-410-028-000	183.90
92-01	Nebraska	014-410-029-000	183.90
92-01	Nebraska	014-410-030-000	183.90
92-01	Nebraska	014-410-031-000	183.90
92-01	Nebraska	014-410-032-000	180.89
92-01	Nebraska	014-410-033-000	180.89
92-01	Nebraska	014-410-034-000	180.89
92-01	Nebraska	014-410-035-000	180.89
92-01	Nebraska	014-410-036-000	180.89
92-01	Nebraska	014-410-037-000	180.89
92-01	Nebraska	014-410-038-000	180.89

City of Dinuba
Landscape and Lighting Assessment Districts
2020/21 Assessment Roll

District No.	District	APN	Proposed Assessment [1]
92-01	Nebraska	014-410-039-000	180.89
92-01	Nebraska	014-410-040-000	180.89
92-01	Nebraska	014-410-041-000	180.89
92-01	Nebraska	014-410-042-000	180.89
92-01	Nebraska	014-410-043-000	180.89
92-01	Nebraska	014-410-044-000	180.89
92-01	Nebraska	014-410-045-000	180.89
92-01	Nebraska	014-410-046-000	180.89
92-01	Nebraska	014-410-047-000	346.22
92-01	Nebraska	014-420-002-000	183.05
92-01	Nebraska	014-420-003-000	183.05
92-01	Nebraska	014-420-004-000	183.05
92-01	Nebraska	014-420-005-000	183.05
92-01	Nebraska	014-420-006-000	183.05
92-01	Nebraska	014-420-007-000	183.05
92-01	Nebraska	014-420-008-000	183.05
92-01	Nebraska	014-420-009-000	183.05
92-01	Nebraska	014-420-010-000	183.05
92-01	Nebraska	014-420-011-000	183.05
92-01	Nebraska	014-420-012-000	183.05
92-01	Nebraska	014-420-013-000	183.05
92-01	Nebraska	014-420-014-000	183.05
92-01	Nebraska	014-420-015-000	183.05
92-01	Nebraska	014-420-016-000	183.05
92-01	Nebraska	014-420-032-000	183.05
92-01	Nebraska	014-420-034-000	183.05
92-01	Nebraska	014-420-035-000	183.05
92-01	Nebraska	014-420-036-000	183.05
92-01	Nebraska	014-420-037-000	183.05
92-01	Nebraska	014-420-038-000	183.05
92-01	Nebraska	014-420-039-000	183.05
92-01	Nebraska	014-420-041-000	183.05
92-01	Nebraska	014-420-042-000	183.05
92-01	Nebraska	014-420-043-000	183.05
92-01	Nebraska	014-420-044-000	183.05
92-01	Nebraska	014-420-045-000	183.05
92-01	Nebraska	014-420-046-000	183.05
92-01	Nebraska	014-420-047-000	183.05
92-01	Nebraska	014-420-048-000	183.05
92-01	Nebraska	014-420-049-000	183.05
92-01	Nebraska	014-420-050-000	183.05

City of Dinuba
Landscape and Lighting Assessment Districts
2020/21 Assessment Roll

District No.	District	APN	Proposed Assessment [1]
92-01	Nebraska	014-420-051-000	183.05
92-01	Nebraska	014-420-052-000	183.05
92-01	Nebraska	014-420-053-000	183.05
92-01	Nebraska	014-420-054-000	183.05
92-01	Nebraska	014-420-055-000	183.05
92-01	Nebraska	014-420-056-000	183.05
92-01	Nebraska	014-420-057-000	183.05
92-01	Nebraska	014-420-058-000	183.05
92-01	Nebraska	014-420-059-000	183.05
92-01	Nebraska	014-420-060-000	183.05
92-01	Nebraska	014-420-061-000	183.05
92-01	Nebraska	014-420-062-000	183.05
92-01	Nebraska	014-420-063-000	183.05
92-01	Nebraska	014-420-064-000	177.73
92-01	Nebraska	014-420-065-000	177.73
92-01	Nebraska	014-420-066-000	177.73
92-01	Nebraska	014-420-067-000	177.73
92-01	Nebraska	014-420-068-000	177.73
92-01	Nebraska	014-420-069-000	177.73
92-01	Nebraska	014-420-070-000	177.73
92-01	Nebraska	014-420-071-000	177.73
92-01	Nebraska	014-420-072-000	177.73
92-01	Nebraska	014-420-073-000	177.73
92-01	Nebraska	014-420-074-000	177.73
92-01	Nebraska	014-420-075-000	177.73
92-01	Nebraska	014-420-076-000	177.73
92-01	Nebraska	014-420-077-000	177.73
92-01	Nebraska	014-420-078-000	177.73
92-01	Nebraska	014-420-079-000	177.73
92-01	Nebraska	014-420-080-000	177.73
92-01	Nebraska	014-420-081-000	177.73
92-01	Nebraska	014-420-082-000	177.73
92-01	Nebraska	014-420-083-000	177.73
92-01	Nebraska	014-420-084-000	177.73
92-01	Nebraska	014-420-085-000	177.73
92-01	Nebraska	014-430-001-000	183.05
92-01	Nebraska	014-430-002-000	183.05
92-01	Nebraska	014-430-003-000	183.05
92-01	Nebraska	014-430-004-000	183.05
92-01	Nebraska	014-430-005-000	183.05
92-01	Nebraska	014-430-006-000	183.05

City of Dinuba
Landscape and Lighting Assessment Districts
2020/21 Assessment Roll

District No.	District	APN	Proposed Assessment [1]
92-01	Nebraska	014-430-007-000	183.05
92-01	Nebraska	014-430-008-000	183.05
92-01	Nebraska	014-430-009-000	183.05
92-01	Nebraska	014-430-010-000	183.05
92-01	Nebraska	014-430-011-000	183.05
92-01	Nebraska	014-430-012-000	183.05
92-01	Nebraska	014-430-013-000	183.05
92-01	Nebraska	014-430-014-000	183.05
92-01	Nebraska	014-430-015-000	183.05
92-01	Nebraska	014-430-016-000	183.05
92-01	Nebraska	014-430-017-000	183.05
92-01	Nebraska	014-430-018-000	183.05
92-01	Nebraska	014-430-019-000	183.05
92-01	Nebraska	014-430-020-000	183.05
92-01	Nebraska	014-430-021-000	183.05
92-01	Nebraska	014-430-022-000	183.05
92-01	Nebraska	014-430-023-000	183.05
92-01	Nebraska	014-430-024-000	183.05
92-01	Nebraska	014-430-025-000	183.05
92-01	Nebraska	014-430-026-000	183.05
92-01	Nebraska	014-430-027-000	183.05
92-01	Nebraska	014-430-028-000	183.05
92-01	Nebraska	014-430-029-000	183.05
92-01	Nebraska	014-430-030-000	183.05
92-01	Nebraska	014-430-031-000	183.05
92-01	Nebraska	014-430-032-000	183.05
92-01	Nebraska	014-430-033-000	183.05
92-01	Nebraska	014-430-034-000	183.05
92-01	Nebraska	014-430-036-000	183.05
92-01	Nebraska	014-430-037-000	183.05
92-01	Nebraska	014-430-038-000	183.05
92-01	Nebraska	014-430-039-000	183.05
92-01	Nebraska	014-430-040-000	183.05
92-01	Nebraska	014-430-041-000	183.05
92-01	Nebraska	014-430-042-000	183.05
92-01	Nebraska	014-430-043-000	183.05
92-01	Nebraska	014-430-044-000	183.05
92-01	Nebraska	014-430-045-000	183.05
92-01	Nebraska	014-430-046-000	183.05
92-01	Nebraska	014-430-047-000	183.05
92-01	Nebraska	014-430-048-000	183.05

City of Dinuba
Landscape and Lighting Assessment Districts
2020/21 Assessment Roll

District No.	District	APN	Proposed Assessment [1]
92-01	Nebraska	014-430-049-000	183.05
92-01	Nebraska	014-430-051-000	179.38
92-01	Nebraska	014-430-052-000	179.38
92-01	Nebraska	014-430-053-000	179.38
92-01	Nebraska	014-430-054-000	179.38
92-01	Nebraska	014-430-055-000	179.38
92-01	Nebraska	014-430-056-000	179.38
92-01	Nebraska	014-430-057-000	179.38
92-01	Nebraska	014-430-058-000	179.38
92-01	Nebraska	014-430-059-000	179.38
92-01	Nebraska	014-430-060-000	179.38
92-01	Nebraska	014-430-061-000	179.38
92-01	Nebraska	014-430-062-000	179.38
92-01	Nebraska	014-430-063-000	179.38
92-01	Nebraska	014-430-064-000	179.38
92-01	Nebraska	014-430-066-000	179.38
92-01	Nebraska	014-430-067-000	179.38
92-01	Nebraska	014-430-068-000	179.38
92-01	Nebraska	014-430-069-000	179.38
92-01	Nebraska	014-430-070-000	179.38
92-01	Nebraska	014-430-071-000	179.38
92-01	Nebraska	014-430-072-000	179.38
92-01	Nebraska	014-430-073-000	179.38
92-01	Nebraska	014-430-074-000	179.38
92-01	Nebraska	014-430-075-000	179.38
92-01	Nebraska	014-440-003-000	179.38
92-01	Nebraska	014-440-004-000	179.38
92-01	Nebraska	014-440-005-000	179.38
92-01	Nebraska	014-440-006-000	179.38
92-01	Nebraska	014-440-007-000	179.38
92-01	Nebraska	014-440-008-000	179.38
92-01	Nebraska	014-440-009-000	179.38
92-01	Nebraska	014-440-010-000	179.38
92-01	Nebraska	014-440-011-000	179.38
92-01	Nebraska	014-440-012-000	179.38
92-01	Nebraska	014-440-013-000	179.38
92-01	Nebraska	014-440-014-000	179.38
92-01	Nebraska	014-440-015-000	179.38
92-01	Nebraska	014-440-016-000	179.38
92-01	Nebraska	014-440-017-000	179.38
92-01	Nebraska	014-440-018-000	179.38

City of Dinuba
Landscape and Lighting Assessment Districts
2020/21 Assessment Roll

District No.	District	APN	Proposed Assessment [1]
92-01	Nebraska	014-440-019-000	179.38
92-01	Nebraska	014-440-020-000	179.38
92-01	Nebraska	014-440-021-000	179.38
92-01	Nebraska	014-440-022-000	179.38
92-01	Nebraska	014-440-023-000	179.38
92-01	Nebraska	014-440-024-000	179.38
92-01	Nebraska	014-440-025-000	179.38
92-01	Nebraska	014-440-026-000	179.38
92-01	Nebraska	014-440-027-000	179.38
92-01	Nebraska	014-440-028-000	179.38
92-01	Nebraska	014-440-029-000	179.38
92-01	Nebraska	014-440-030-000	179.38
92-01	Nebraska	014-440-031-000	179.38
92-01	Nebraska	014-440-032-000	179.38
92-01	Nebraska	014-440-033-000	179.38
92-01	Nebraska	014-440-034-000	179.38
92-01	Nebraska	014-440-035-000	179.38
92-01	Nebraska	014-440-036-000	179.38
92-01	Nebraska	014-440-037-000	179.38
92-01	Nebraska	014-490-001-000	332.29
92-01	Nebraska	014-490-002-000	332.29
92-01	Nebraska	014-490-003-000	332.29
92-01	Nebraska	014-490-004-000	332.29
92-01	Nebraska	014-490-005-000	332.29
92-01	Nebraska	014-490-006-000	332.29
92-01	Nebraska	014-490-007-000	332.29
92-01	Nebraska	014-490-008-000	332.29
92-01	Nebraska	014-490-009-000	332.29
92-01	Nebraska	014-490-010-000	332.29
92-01	Nebraska	014-490-011-000	332.29
92-01	Nebraska	014-490-012-000	332.29
92-01	Nebraska	014-490-013-000	332.29
92-01	Nebraska	014-490-014-000	332.29
92-01	Nebraska	014-490-015-000	332.29
92-01	Nebraska	014-490-016-000	332.29
92-01	Nebraska	014-490-017-000	332.29
92-01	Nebraska	014-490-018-000	332.29
92-01	Nebraska	014-490-019-000	332.29
92-01	Nebraska	014-490-020-000	332.29
92-01	Nebraska	014-490-021-000	332.29
92-01	Nebraska	014-490-022-000	332.29

City of Dinuba
Landscape and Lighting Assessment Districts
2020/21 Assessment Roll

District No.	District	APN	Proposed Assessment [1]
92-01	Nebraska	014-490-023-000	332.29
92-01	Nebraska	014-490-024-000	332.29
92-01	Nebraska	014-490-025-000	332.29
92-01	Nebraska	014-490-026-000	332.29
92-01	Nebraska	014-490-027-000	332.29
92-01	Nebraska	014-490-028-000	332.29
92-01	Nebraska	014-490-029-000	332.29
92-01	Nebraska	014-490-030-000	332.29
92-01	Nebraska	014-490-031-000	332.29
92-01	Nebraska	014-490-032-000	332.29
92-01	Nebraska	014-490-033-000	332.29
92-01	Nebraska	014-490-034-000	332.29
92-01	Nebraska	014-490-035-000	332.29
92-01	Nebraska	014-490-036-000	332.29
92-01	Nebraska	014-490-037-000	332.29
92-01	Nebraska	014-490-038-000	332.29
92-01	Nebraska	014-490-039-000	332.29
92-01	Nebraska	014-490-040-000	332.29
92-01	Nebraska	014-490-041-000	332.29
92-01	Nebraska	014-490-042-000	332.29
92-01	Nebraska	014-490-043-000	332.29
92-01	Nebraska	014-490-044-000	332.29
92-01	Nebraska	014-490-045-000	332.29
92-01	Nebraska	014-490-046-000	332.29
92-01	Nebraska	014-490-047-000	183.05
92-01	Nebraska	014-490-048-000	181.90
92-01	Nebraska	014-490-049-000	257.28
n/a	Parkside Village	018-130-012-000	342.05
n/a	Parkside Village	018-130-013-000	342.05
n/a	Parkside Village	018-130-014-000	342.05
n/a	Parkside Village	018-130-015-000	342.05
n/a	Parkside Village	018-130-016-000	342.05
n/a	Parkside Village	018-130-017-000	342.05
n/a	Parkside Village	018-130-018-000	342.05
n/a	Parkside Village	018-130-019-000	342.05
n/a	Parkside Village	018-130-020-000	342.05
n/a	Parkside Village	018-130-021-000	342.05
n/a	Parkside Village	018-130-022-000	342.05
n/a	Parkside Village	018-130-023-000	342.05
n/a	Parkside Village	018-130-024-000	342.05
n/a	Parkside Village	018-130-025-000	342.05

City of Dinuba
Landscape and Lighting Assessment Districts
2020/21 Assessment Roll

District No.	District	APN	Proposed Assessment [1]
n/a	Parkside Village	018-130-026-000	342.05
n/a	Parkside Village	018-130-027-000	342.05
n/a	Parkside Village	018-130-028-000	342.05
n/a	Parkside Village	018-130-029-000	342.05
n/a	Parkside Village	018-130-030-000	342.05
n/a	Parkside Village	018-130-031-000	342.05
n/a	Parkside Village	018-130-032-000	342.05
n/a	Parkside Village	018-130-033-000	342.05
n/a	Parkside Village	018-130-034-000	342.05
n/a	Parkside Village	018-130-035-000	342.05
n/a	Parkside Village	018-130-036-000	342.05
n/a	Parkside Village	018-130-037-000	342.05
n/a	Parkside Village	018-130-038-000	342.05
n/a	Parkside Village	018-130-039-000	342.05
n/a	Parkside Village	018-130-040-000	342.05
n/a	Parkside Village	018-130-041-000	342.05
n/a	Parkside Village	018-130-042-000	342.05
n/a	Parkside Village	018-130-043-000	342.05
n/a	Parkside Village	018-130-045-000	342.05
n/a	Parkside Village	018-130-046-000	342.05
n/a	Parkside Village	018-130-047-000	342.05
n/a	Parkside Village	018-130-048-000	342.05
n/a	Parkside Village	018-130-049-000	342.05
n/a	Parkside Village	018-130-050-000	342.05
n/a	Parkside Village	018-130-051-000	342.05
n/a	Parkside Village	018-130-052-000	342.05
n/a	Parkside Village	018-130-053-000	342.05
n/a	Parkside Village	018-130-054-000	342.05
n/a	Parkside Village	018-130-055-000	342.05
n/a	Parkside Village	018-130-056-000	342.05
n/a	Parkside Village	018-130-057-000	342.05
n/a	Parkside Village	018-130-058-000	342.05
n/a	Parkside Village	018-130-059-000	342.05
n/a	Parkside Village	018-130-060-000	342.05
n/a	Parkside Village	018-130-061-000	342.05
n/a	Parkside Village	018-130-062-000	342.05
n/a	Parkside Village	018-130-063-000	342.05
n/a	Parkside Village	018-130-064-000	342.05
n/a	Parkside Village	018-130-065-000	342.05
n/a	Parkside Village	018-130-066-000	342.05
n/a	Parkside Village	018-130-067-000	342.05

City of Dinuba
Landscape and Lighting Assessment Districts
2020/21 Assessment Roll

District No.	District	APN	Proposed Assessment [1]
n/a	Parkside Village	018-130-068-000	342.05
n/a	Parkside Village	018-130-069-000	342.05
n/a	Parkside Village	018-130-070-000	342.05
n/a	Parkside Village	018-130-071-000	342.05
n/a	Parkside Village	018-130-072-000	342.05
n/a	Parkside Village	018-130-073-000	342.05
n/a	Parkside Village	018-130-074-000	342.05
n/a	Parkside Village	018-130-075-000	342.05
n/a	Parkside Village	018-130-076-000	342.05
n/a	Parkside Village	018-130-077-000	342.05
n/a	Parkside Village	018-130-078-000	342.05
n/a	Parkside Village	018-130-079-000	342.05
n/a	Parkside Village	018-130-080-000	342.05
n/a	Parkside Village	018-130-081-000	342.05
n/a	Parkside Village	018-130-082-000	342.05
n/a	Parkside Village	018-130-083-000	342.05
n/a	Parkside Village	018-130-084-000	342.05
n/a	Parkside Village	018-130-085-000	342.05
n/a	Parkside Village	018-130-086-000	342.05
n/a	Parkside Village	018-130-087-000	342.05
n/a	Parkside Village	018-130-088-000	342.05
n/a	Parkside Village	018-130-089-000	342.05
n/a	Parkside Village	018-130-090-000	342.05
n/a	Parkside Village	018-130-091-000	342.05
n/a	Parkside Village	018-130-092-000	342.05
n/a	Parkside Village	018-130-093-000	342.05
n/a	Parkside Village	018-130-094-000	342.05
n/a	Parkside Village	018-130-095-000	342.05
n/a	Parkside Village	018-130-096-000	342.05
n/a	Parkside Village	018-200-077-000	342.05
n/a	Parkside Village	018-200-078-000	342.05
n/a	Parkside Village	018-200-079-000	342.05
n/a	Parkside Village	018-200-080-000	342.05
n/a	Parkside Village	018-200-081-000	342.05
n/a	Parkside Village	018-200-082-000	342.05
n/a	Parkside Village	018-200-083-000	342.05
n/a	Parkside Village	018-210-069-000	342.05
n/a	Parkside Village	018-210-070-000	342.05
n/a	Parkside Village	018-210-071-000	342.05
n/a	Parkside Village	018-210-072-000	342.05
n/a	Parkside Village	018-210-073-000	342.05

City of Dinuba
Landscape and Lighting Assessment Districts
2020/21 Assessment Roll

District No.	District	APN	Proposed Assessment [1]
n/a	Parkside Village	018-210-074-000	342.05
n/a	Parkside Village	018-210-075-000	342.05
n/a	Parkside Village	018-210-076-000	342.05
n/a	Parkside Village	018-250-001-000	342.05
n/a	Parkside Village	018-250-002-000	342.05
n/a	Parkside Village	018-250-003-000	342.05
n/a	Parkside Village	018-250-004-000	342.05
n/a	Parkside Village	018-250-005-000	342.05
n/a	Parkside Village	018-250-006-000	342.05
n/a	Parkside Village	018-250-007-000	342.05
n/a	Parkside Village	018-250-008-000	342.05
n/a	Parkside Village	018-250-009-000	342.05
n/a	Parkside Village	018-250-010-000	342.05
n/a	Parkside Village	018-250-011-000	342.05
n/a	Parkside Village	018-250-012-000	342.05
n/a	Parkside Village	018-250-013-000	342.05
n/a	Parkside Village	018-250-014-000	342.05
n/a	Parkside Village	018-250-015-000	342.05
n/a	Parkside Village	018-250-016-000	342.05
n/a	Parkside Village	018-250-017-000	342.05
n/a	Parkside Village	018-250-018-000	342.05
n/a	Parkside Village	018-250-019-000	342.05
n/a	Parkside Village	018-250-020-000	342.05
n/a	Parkside Village	018-250-021-000	342.05
n/a	Parkside Village	018-250-022-000	342.05
n/a	Parkside Village	018-250-023-000	342.05
08-01	Parkside/Muirfield	018-200-001-000	186.68
08-01	Parkside/Muirfield	018-200-002-000	186.68
08-01	Parkside/Muirfield	018-200-003-000	186.68
08-01	Parkside/Muirfield	018-200-004-000	186.68
08-01	Parkside/Muirfield	018-200-005-000	186.68
08-01	Parkside/Muirfield	018-200-006-000	186.68
08-01	Parkside/Muirfield	018-200-007-000	186.68
08-01	Parkside/Muirfield	018-200-008-000	186.68
08-01	Parkside/Muirfield	018-200-009-000	186.68
08-01	Parkside/Muirfield	018-200-010-000	186.68
08-01	Parkside/Muirfield	018-200-011-000	186.68
08-01	Parkside/Muirfield	018-200-012-000	186.68
08-01	Parkside/Muirfield	018-200-013-000	186.68
08-01	Parkside/Muirfield	018-200-014-000	186.68
08-01	Parkside/Muirfield	018-200-015-000	186.68

City of Dinuba
Landscape and Lighting Assessment Districts
2020/21 Assessment Roll

District No.	District	APN	Proposed Assessment [1]
08-01	Parkside/Muirfield	018-200-016-000	186.68
08-01	Parkside/Muirfield	018-200-017-000	186.68
08-01	Parkside/Muirfield	018-200-018-000	186.68
08-01	Parkside/Muirfield	018-200-019-000	186.68
08-01	Parkside/Muirfield	018-200-020-000	186.68
08-01	Parkside/Muirfield	018-200-021-000	186.68
08-01	Parkside/Muirfield	018-200-022-000	186.68
08-01	Parkside/Muirfield	018-200-023-000	186.68
08-01	Parkside/Muirfield	018-200-024-000	186.68
08-01	Parkside/Muirfield	018-200-025-000	186.68
08-01	Parkside/Muirfield	018-200-026-000	186.68
08-01	Parkside/Muirfield	018-200-027-000	186.68
08-01	Parkside/Muirfield	018-200-028-000	186.68
08-01	Parkside/Muirfield	018-200-029-000	186.68
08-01	Parkside/Muirfield	018-200-030-000	186.68
08-01	Parkside/Muirfield	018-200-031-000	186.68
08-01	Parkside/Muirfield	018-200-032-000	186.68
08-01	Parkside/Muirfield	018-200-033-000	186.68
08-01	Parkside/Muirfield	018-200-034-000	186.68
08-01	Parkside/Muirfield	018-200-035-000	186.68
08-01	Parkside/Muirfield	018-200-036-000	186.68
08-01	Parkside/Muirfield	018-200-037-000	186.68
08-01	Parkside/Muirfield	018-200-038-000	186.68
08-01	Parkside/Muirfield	018-200-039-000	186.68
08-01	Parkside/Muirfield	018-200-040-000	186.68
08-01	Parkside/Muirfield	018-200-041-000	186.68
08-01	Parkside/Muirfield	018-200-042-000	186.68
08-01	Parkside/Muirfield	018-200-043-000	186.68
08-01	Parkside/Muirfield	018-200-044-000	186.68
08-01	Parkside/Muirfield	018-200-045-000	186.68
08-01	Parkside/Muirfield	018-200-046-000	186.68
08-01	Parkside/Muirfield	018-200-047-000	186.68
08-01	Parkside/Muirfield	018-200-048-000	186.68
08-01	Parkside/Muirfield	018-200-049-000	186.68
08-01	Parkside/Muirfield	018-200-050-000	186.68
08-01	Parkside/Muirfield	018-200-051-000	186.68
08-01	Parkside/Muirfield	018-200-052-000	186.68
08-01	Parkside/Muirfield	018-200-053-000	186.68
08-01	Parkside/Muirfield	018-200-054-000	186.68
08-01	Parkside/Muirfield	018-200-055-000	186.68
08-01	Parkside/Muirfield	018-200-056-000	186.68

City of Dinuba
Landscape and Lighting Assessment Districts
2020/21 Assessment Roll

District No.	District	APN	Proposed Assessment [1]
08-01	Parkside/Muirfield	018-200-057-000	186.68
08-01	Parkside/Muirfield	018-200-058-000	186.68
08-01	Parkside/Muirfield	018-200-059-000	186.68
08-01	Parkside/Muirfield	018-200-060-000	186.68
08-01	Parkside/Muirfield	018-200-061-000	186.68
08-01	Parkside/Muirfield	018-200-062-000	186.68
08-01	Parkside/Muirfield	018-200-063-000	186.68
08-01	Parkside/Muirfield	018-200-064-000	186.68
08-01	Parkside/Muirfield	018-200-065-000	186.68
08-01	Parkside/Muirfield	018-200-066-000	186.68
08-01	Parkside/Muirfield	018-200-067-000	186.68
08-01	Parkside/Muirfield	018-200-068-000	186.68
08-01	Parkside/Muirfield	018-200-069-000	186.68
08-01	Parkside/Muirfield	018-200-070-000	186.68
08-01	Parkside/Muirfield	018-200-071-000	186.68
08-01	Parkside/Muirfield	018-200-072-000	186.68
08-01	Parkside/Muirfield	018-200-073-000	186.68
08-01	Parkside/Muirfield	018-200-074-000	186.68
08-01	Parkside/Muirfield	018-200-075-000	186.68
08-01	Parkside/Muirfield	018-200-076-000	186.68
08-01	Parkside/Muirfield	018-210-001-000	186.68
08-01	Parkside/Muirfield	018-210-002-000	186.68
08-01	Parkside/Muirfield	018-210-007-000	186.68
08-01	Parkside/Muirfield	018-210-008-000	186.68
08-01	Parkside/Muirfield	018-210-009-000	186.68
08-01	Parkside/Muirfield	018-210-010-000	186.68
08-01	Parkside/Muirfield	018-210-011-000	186.68
08-01	Parkside/Muirfield	018-210-012-000	186.68
08-01	Parkside/Muirfield	018-210-013-000	186.68
08-01	Parkside/Muirfield	018-210-014-000	186.68
08-01	Parkside/Muirfield	018-210-020-000	186.68
08-01	Parkside/Muirfield	018-210-024-000	186.68
08-01	Parkside/Muirfield	018-210-025-000	186.68
08-01	Parkside/Muirfield	018-210-026-000	186.68
08-01	Parkside/Muirfield	018-210-027-000	186.68
08-01	Parkside/Muirfield	018-210-028-000	186.68
08-01	Parkside/Muirfield	018-210-029-000	186.68
08-01	Parkside/Muirfield	018-210-030-000	186.68
08-01	Parkside/Muirfield	018-210-031-000	186.68
08-01	Parkside/Muirfield	018-210-032-000	186.68
08-01	Parkside/Muirfield	018-210-033-000	186.68

City of Dinuba
Landscape and Lighting Assessment Districts
2020/21 Assessment Roll

District No.	District	APN	Proposed Assessment [1]
08-01	Parkside/Muirfield	018-210-034-000	186.68
08-01	Parkside/Muirfield	018-210-035-000	186.68
08-01	Parkside/Muirfield	018-210-036-000	186.68
08-01	Parkside/Muirfield	018-210-037-000	186.68
08-01	Parkside/Muirfield	018-210-038-000	186.68
08-01	Parkside/Muirfield	018-210-039-000	186.68
08-01	Parkside/Muirfield	018-210-040-000	186.68
08-01	Parkside/Muirfield	018-210-041-000	186.68
08-01	Parkside/Muirfield	018-210-042-000	186.68
08-01	Parkside/Muirfield	018-210-043-000	186.68
08-01	Parkside/Muirfield	018-210-044-000	186.68
08-01	Parkside/Muirfield	018-210-045-000	186.68
08-01	Parkside/Muirfield	018-210-046-000	186.68
08-01	Parkside/Muirfield	018-210-047-000	186.68
08-01	Parkside/Muirfield	018-210-048-000	186.68
08-01	Parkside/Muirfield	018-210-049-000	186.68
08-01	Parkside/Muirfield	018-210-050-000	186.68
08-01	Parkside/Muirfield	018-210-051-000	186.68
08-01	Parkside/Muirfield	018-210-052-000	186.68
08-01	Parkside/Muirfield	018-210-053-000	186.68
08-01	Parkside/Muirfield	018-210-058-000	186.68
08-01	Parkside/Muirfield	018-210-061-000	186.68
08-01	Parkside/Muirfield	018-210-062-000	186.68
08-01	Parkside/Muirfield	018-210-063-000	186.68
08-01	Parkside/Muirfield	018-210-064-000	186.68
08-01	Parkside/Muirfield	018-210-065-000	186.68
08-01	Parkside/Muirfield	018-210-066-000	186.68
08-01	Parkside/Muirfield	018-210-067-000	186.68
08-01	Parkside/Muirfield	018-210-068-000	186.68
08-01	Parkside/Muirfield	018-220-001-000	186.68
08-01	Parkside/Muirfield	018-220-002-000	186.68
08-01	Parkside/Muirfield	018-220-003-000	186.68
08-01	Parkside/Muirfield	018-220-004-000	186.68
08-01	Parkside/Muirfield	018-220-005-000	186.68
08-01	Parkside/Muirfield	018-220-006-000	186.68
08-01	Parkside/Muirfield	018-220-007-000	186.68
08-01	Parkside/Muirfield	018-220-008-000	186.68
08-01	Parkside/Muirfield	018-220-009-000	186.68
08-01	Parkside/Muirfield	018-220-010-000	186.68
08-01	Parkside/Muirfield	018-220-011-000	186.68
08-01	Parkside/Muirfield	018-220-012-000	186.68

City of Dinuba
Landscape and Lighting Assessment Districts
2020/21 Assessment Roll

District No.	District	APN	Proposed Assessment [1]
08-01	Parkside/Muirfield	018-220-013-000	186.68
08-01	Parkside/Muirfield	018-220-014-000	186.68
08-01	Parkside/Muirfield	018-220-015-000	186.68
08-01	Parkside/Muirfield	018-220-016-000	186.68
08-01	Parkside/Muirfield	018-220-017-000	186.68
08-01	Parkside/Muirfield	018-220-018-000	186.68
08-01	Parkside/Muirfield	018-220-019-000	186.68
08-01	Parkside/Muirfield	018-220-020-000	186.68
08-01	Parkside/Muirfield	018-220-021-000	186.68
08-01	Parkside/Muirfield	018-220-022-000	186.68
08-01	Parkside/Muirfield	018-220-023-000	186.68
08-01	Parkside/Muirfield	018-220-024-000	186.68
08-01	Parkside/Muirfield	018-220-025-000	186.68
08-01	Parkside/Muirfield	018-220-026-000	186.68
08-01	Parkside/Muirfield	018-220-027-000	186.68
08-01	Parkside/Muirfield	018-220-028-000	186.68
08-01	Parkside/Muirfield	018-220-029-000	186.68
08-01	Parkside/Muirfield	018-220-030-000	186.68
08-01	Parkside/Muirfield	018-220-031-000	186.68
08-01	Parkside/Muirfield	018-220-032-000	186.68
08-01	Parkside/Muirfield	018-220-033-000	186.68
08-01	Parkside/Muirfield	018-220-034-000	186.68
08-01	Parkside/Muirfield	018-220-035-000	186.68
08-01	Parkside/Muirfield	018-220-036-000	186.68
08-01	Parkside/Muirfield	018-220-037-000	186.68
08-01	Parkside/Muirfield	018-220-038-000	186.68
08-01	Parkside/Muirfield	018-220-039-000	186.68
08-01	Parkside/Muirfield	018-220-040-000	186.68
08-01	Parkside/Muirfield	018-220-041-000	186.68
08-01	Parkside/Muirfield	018-220-042-000	186.68
08-01	Parkside/Muirfield	018-220-043-000	186.68
08-01	Parkside/Muirfield	018-220-044-000	186.68
08-01	Parkside/Muirfield	018-220-045-000	186.68
08-01	Parkside/Muirfield	018-220-046-000	186.68
08-01	Parkside/Muirfield	018-220-047-000	186.68
08-01	Parkside/Muirfield	018-220-048-000	186.68
08-01	Parkside/Muirfield	018-220-049-000	186.68
08-01	Parkside/Muirfield	018-220-050-000	186.68
08-01	Parkside/Muirfield	018-220-051-000	186.68
08-01	Parkside/Muirfield	018-220-052-000	186.68
08-01	Parkside/Muirfield	018-220-053-000	186.68

City of Dinuba
Landscape and Lighting Assessment Districts
2020/21 Assessment Roll

District No.	District	APN	Proposed Assessment [1]
08-01	Parkside/Muirfield	018-220-055-000	186.68
08-01	Parkside/Muirfield	018-220-056-000	186.68
08-01	Parkside/Muirfield	018-220-057-000	186.68
08-01	Parkside/Muirfield	018-220-058-000	186.68
08-01	Parkside/Muirfield	018-220-059-000	186.68
08-01	Parkside/Muirfield	018-220-060-000	186.68
08-01	Parkside/Muirfield	018-220-061-000	186.68
08-01	Parkside/Muirfield	018-220-062-000	186.68
08-01	Parkside/Muirfield	018-220-063-000	186.68
08-01	Parkside/Muirfield	018-220-064-000	186.68
08-01	Parkside/Muirfield	018-220-065-000	186.68
08-01	Parkside/Muirfield	018-220-066-000	186.68
08-01	Parkside/Muirfield	018-220-067-000	186.68
08-01	Parkside/Muirfield	018-220-068-000	186.68
08-01	Parkside/Muirfield	018-220-069-000	186.68
08-01	Parkside/Muirfield	018-220-070-000	186.68
08-01	Parkside/Muirfield	018-220-071-000	186.68
08-01	Parkside/Muirfield	018-220-072-000	186.68
08-01	Parkside/Muirfield	018-220-073-000	186.68
08-01	Parkside/Muirfield	018-220-074-000	186.68
08-01	Parkside/Muirfield	018-220-075-000	186.68
08-01	Parkside/Muirfield	018-220-076-000	186.68
08-01	Parkside/Muirfield	018-220-077-000	186.68
08-01	Parkside/Muirfield	018-220-078-000	186.68
08-01	Parkside/Muirfield	018-220-079-000	186.68
08-01	Parkside/Muirfield	018-220-080-000	186.68
08-01	Parkside/Muirfield	018-220-081-000	186.68
08-01	Parkside/Muirfield	018-220-082-000	186.68
08-01	Parkside/Muirfield	018-220-083-000	186.68
08-01	Parkside/Muirfield	018-220-084-000	186.68
08-01	Parkside/Muirfield	018-220-085-000	186.68
08-01	Parkside/Muirfield	018-220-086-000	186.68
08-01	Parkside/Muirfield	018-220-087-000	186.68
08-01	Parkside/Muirfield	018-220-088-000	186.68
08-01	Parkside/Muirfield	018-230-001-000	186.68
08-01	Parkside/Muirfield	018-230-002-000	186.68
08-01	Parkside/Muirfield	018-230-003-000	186.68
08-01	Parkside/Muirfield	018-230-004-000	186.68
08-01	Parkside/Muirfield	018-230-005-000	186.68
08-01	Parkside/Muirfield	018-230-006-000	186.68
08-01	Parkside/Muirfield	018-230-007-000	186.68

City of Dinuba
Landscape and Lighting Assessment Districts
2020/21 Assessment Roll

District No.	District	APN	Proposed Assessment [1]
08-01	Parkside/Muirfield	018-230-008-000	186.68
08-01	Parkside/Muirfield	018-230-009-000	186.68
08-01	Parkside/Muirfield	018-230-010-000	186.68
08-01	Parkside/Muirfield	018-230-011-000	186.68
08-01	Parkside/Muirfield	018-230-012-000	186.68
08-01	Parkside/Muirfield	018-230-013-000	186.68
08-01	Parkside/Muirfield	018-230-014-000	186.68
08-01	Parkside/Muirfield	018-230-015-000	186.68
08-01	Parkside/Muirfield	018-230-016-000	186.68
08-01	Parkside/Muirfield	018-230-017-000	186.68
08-01	Parkside/Muirfield	018-230-018-000	186.68
08-01	Parkside/Muirfield	018-230-019-000	186.68
08-01	Parkside/Muirfield	018-230-020-000	186.68
08-01	Parkside/Muirfield	018-230-021-000	186.68
08-01	Parkside/Muirfield	018-230-022-000	186.68
08-01	Parkside/Muirfield	018-230-023-000	186.68
08-01	Parkside/Muirfield	018-230-024-000	186.68
08-01	Parkside/Muirfield	018-230-025-000	186.68
08-01	Parkside/Muirfield	018-230-026-000	186.68
08-01	Parkside/Muirfield	018-230-027-000	186.68
08-01	Parkside/Muirfield	018-230-028-000	186.68
08-01	Parkside/Muirfield	018-230-029-000	186.68
08-01	Parkside/Muirfield	018-230-030-000	186.68
08-01	Parkside/Muirfield	018-230-031-000	186.68
08-01	Parkside/Muirfield	018-230-032-000	186.68
08-01	Parkside/Muirfield	018-230-033-000	186.68
08-01	Parkside/Muirfield	018-230-034-000	186.68
08-01	Parkside/Muirfield	018-230-035-000	186.68
08-01	Parkside/Muirfield	018-230-036-000	186.68
08-01	Parkside/Muirfield	018-230-037-000	186.68
08-01	Parkside/Muirfield	018-230-038-000	186.68
08-01	Parkside/Muirfield	018-230-039-000	186.68
08-01	Parkside/Muirfield	018-230-040-000	186.68
08-01	Parkside/Muirfield	018-230-041-000	186.68
08-01	Parkside/Muirfield	018-230-042-000	186.68
08-01	Parkside/Muirfield	018-230-043-000	186.68
08-01	Parkside/Muirfield	018-230-044-000	186.68
08-01	Parkside/Muirfield	018-230-045-000	186.68
08-01	Parkside/Muirfield	018-230-046-000	186.68
08-01	Parkside/Muirfield	018-230-047-000	186.68
08-01	Parkside/Muirfield	018-230-048-000	186.68

City of Dinuba
Landscape and Lighting Assessment Districts
2020/21 Assessment Roll

District No.	District	APN	Proposed Assessment [1]
08-01	Parkside/Muirfield	018-230-049-000	186.68
08-01	Parkside/Muirfield	018-230-050-000	186.68
08-01	Parkside/Muirfield	018-230-051-000	186.68
08-01	Parkside/Muirfield	018-230-052-000	186.68
08-01	Parkside/Muirfield	018-230-053-000	186.68
08-01	Parkside/Muirfield	018-230-054-000	186.68
08-01	Parkside/Muirfield	018-230-055-000	186.68
08-01	Parkside/Muirfield	018-230-056-000	186.68
08-01	Parkside/Muirfield	018-230-057-000	186.68
08-01	Parkside/Muirfield	018-230-058-000	186.68
08-01	Parkside/Muirfield	018-230-059-000	186.68
08-01	Parkside/Muirfield	018-230-060-000	186.68
08-01	Parkside/Muirfield	018-230-061-000	186.68
08-01	Parkside/Muirfield	018-230-062-000	186.68
08-01	Parkside/Muirfield	018-230-063-000	186.68
08-01	Parkside/Muirfield	018-230-064-000	186.68
08-01	Parkside/Muirfield	018-230-065-000	186.68
08-01	Parkside/Muirfield	018-230-066-000	186.68
08-01	Parkside/Muirfield	018-240-001-000	186.68
08-01	Parkside/Muirfield	018-240-002-000	186.68
08-01	Parkside/Muirfield	018-240-003-000	186.68
08-01	Parkside/Muirfield	018-240-004-000	186.68
08-01	Parkside/Muirfield	018-240-005-000	186.68
08-01	Parkside/Muirfield	018-240-006-000	186.68
08-01	Parkside/Muirfield	018-240-007-000	186.68
08-01	Parkside/Muirfield	018-240-008-000	186.68
08-01	Parkside/Muirfield	018-240-009-000	186.68
08-01	Parkside/Muirfield	018-240-010-000	186.68
08-01	Parkside/Muirfield	018-240-011-000	186.68
08-01	Parkside/Muirfield	018-240-012-000	186.68
08-01	Parkside/Muirfield	018-240-013-000	186.68
08-01	Parkside/Muirfield	018-240-014-000	186.68
08-01	Parkside/Muirfield	018-240-015-000	186.68
08-01	Parkside/Muirfield	018-240-016-000	186.68
08-01	Parkside/Muirfield	018-240-017-000	186.68
08-01	Parkside/Muirfield	018-240-018-000	186.68
08-01	Parkside/Muirfield	018-240-019-000	186.68
08-01	Parkside/Muirfield	018-240-020-000	186.68
08-01	Parkside/Muirfield	018-240-021-000	186.68
08-01	Parkside/Muirfield	018-240-022-000	186.68
08-01	Parkside/Muirfield	018-240-023-000	186.68

City of Dinuba
Landscape and Lighting Assessment Districts
2020/21 Assessment Roll

District No.	District	APN	Proposed Assessment [1]
08-01	Parkside/Muirfield	018-240-024-000	186.68
08-01	Parkside/Muirfield	018-240-025-000	186.68
08-01	Parkside/Muirfield	018-240-026-000	186.68
08-01	Parkside/Muirfield	018-240-027-000	186.68
08-01	Parkside/Muirfield	018-240-028-000	186.68
08-01	Parkside/Muirfield	018-240-029-000	186.68
08-01	Parkside/Muirfield	018-240-030-000	186.68
08-01	Parkside/Muirfield	018-240-031-000	186.68
08-01	Parkside/Muirfield	018-240-032-000	186.68
08-01	Parkside/Muirfield	018-240-033-000	186.68
08-01	Parkside/Muirfield	018-240-034-000	186.68
08-01	Parkside/Muirfield	018-240-035-000	186.68
08-01	Parkside/Muirfield	018-240-036-000	186.68
08-01	Parkside/Muirfield	018-240-037-000	186.68
08-01	Parkside/Muirfield	018-240-038-000	186.68
08-01	Parkside/Muirfield	018-240-039-000	186.68
08-01	Parkside/Muirfield	018-240-040-000	186.68
08-01	Parkside/Muirfield	018-240-041-000	186.68
08-01	Parkside/Muirfield	018-240-042-000	186.68
08-01	Parkside/Muirfield	018-240-043-000	186.68
08-01	Parkside/Muirfield	018-240-044-000	186.68
08-01	Parkside/Muirfield	018-240-045-000	186.68
08-01	Parkside/Muirfield	018-240-046-000	186.68
08-01	Parkside/Muirfield	018-240-047-000	186.68
08-01	Parkside/Muirfield	018-240-048-000	186.68
08-01	Parkside/Muirfield	018-240-049-000	186.68
08-01	Parkside/Muirfield	018-240-050-000	186.68
08-01	Parkside/Muirfield	018-240-051-000	186.68
08-01	Parkside/Muirfield	018-240-052-000	186.68
08-01	Parkside/Muirfield	018-240-053-000	186.68
08-01	Parkside/Muirfield	018-240-054-000	186.68
08-01	Parkside/Muirfield	018-240-055-000	186.68
08-01	Parkside/Muirfield	018-240-056-000	186.68
08-01	Parkside/Muirfield	018-240-057-000	186.68
08-01	Parkside/Muirfield	018-240-058-000	186.68
08-01	Parkside/Muirfield	018-240-059-000	186.68
08-01	Parkside/Muirfield	018-240-060-000	186.68
08-01	Parkside/Muirfield	018-240-061-000	186.68
08-01	Parkside/Muirfield	018-240-062-000	186.68
08-01	Parkside/Muirfield	018-240-063-000	186.68
08-01	Parkside/Muirfield	018-240-064-000	186.68

City of Dinuba
Landscape and Lighting Assessment Districts
2020/21 Assessment Roll

District No.	District	APN	Proposed Assessment [1]
08-01	Parkside/Muirfield	018-240-065-000	186.68
08-01	Parkside/Muirfield	018-240-066-000	186.68
08-01	Parkside/Muirfield	018-240-067-000	186.68
08-01	Parkside/Muirfield	018-240-068-000	186.68
08-01	Parkside/Muirfield	018-240-069-000	186.68
08-01	Parkside/Muirfield	018-240-070-000	186.68
08-01	Parkside/Muirfield	018-240-071-000	186.68
08-01	Parkside/Muirfield	018-240-072-000	186.68
08-01	Parkside/Muirfield	018-240-073-000	186.68
08-01	Parkside/Muirfield	018-240-074-000	186.68
08-01	Parkside/Muirfield	018-240-075-000	186.68
08-01	Parkside/Muirfield	018-240-076-000	186.68
08-01	Parkside/Muirfield	018-240-077-000	186.68
90-02	Peachwood	014-390-001-000	251.07
90-02	Peachwood	014-390-002-000	251.07
90-02	Peachwood	014-390-003-000	251.07
90-02	Peachwood	014-390-004-000	251.07
90-02	Peachwood	014-390-005-000	251.07
90-02	Peachwood	014-390-006-000	251.07
90-02	Peachwood	014-390-007-000	251.07
90-02	Peachwood	014-390-008-000	251.07
90-02	Peachwood	014-390-009-000	251.07
90-02	Peachwood	014-390-010-000	251.07
90-02	Peachwood	014-390-011-000	251.07
90-02	Peachwood	014-390-012-000	251.07
90-02	Peachwood	014-390-013-000	251.07
90-02	Peachwood	014-390-014-000	251.07
90-02	Peachwood	014-390-015-000	251.07
90-02	Peachwood	014-390-016-000	251.07
90-02	Peachwood	014-390-017-000	251.07
90-02	Peachwood	014-390-018-000	251.07
90-02	Peachwood	014-390-019-000	251.07
90-02	Peachwood	014-390-020-000	251.07
90-02	Peachwood	014-390-021-000	251.07
90-02	Peachwood	014-390-022-000	251.07
90-02	Peachwood	014-390-023-000	251.07
90-02	Peachwood	014-390-024-000	251.07
90-02	Peachwood	014-390-025-000	251.07
90-02	Peachwood	014-390-026-000	251.07
90-02	Peachwood	014-390-027-000	251.07
90-02	Peachwood	014-390-028-000	251.07

City of Dinuba
Landscape and Lighting Assessment Districts
2020/21 Assessment Roll

District No.	District	APN	Proposed Assessment [1]
90-02	Peachwood	014-390-029-000	251.07
90-02	Peachwood	014-390-030-000	251.07
90-02	Peachwood	014-390-031-000	251.07
90-02	Peachwood	014-390-032-000	251.07
90-02	Peachwood	014-390-033-000	251.07
90-02	Peachwood	014-390-034-000	251.07
90-02	Peachwood	014-390-035-000	251.07
90-02	Peachwood	014-390-036-000	251.07
90-02	Peachwood	014-390-037-000	251.07
90-02	Peachwood	014-390-038-000	251.07
90-02	Peachwood	014-390-039-000	251.07
90-02	Peachwood	014-390-040-000	251.07
90-02	Peachwood	014-390-041-000	251.07
90-02	Peachwood	014-390-042-000	251.07
90-02	Peachwood	014-390-043-000	251.07
90-02	Peachwood	014-400-001-000	251.07
90-02	Peachwood	014-400-002-000	251.07
90-02	Peachwood	014-400-003-000	251.07
90-02	Peachwood	014-400-004-000	251.07
90-02	Peachwood	014-400-005-000	251.07
90-02	Peachwood	014-400-006-000	251.07
90-02	Peachwood	014-400-007-000	251.07
90-02	Peachwood	014-400-008-000	251.07
90-02	Peachwood	014-400-009-000	251.07
90-02	Peachwood	014-400-010-000	251.07
90-02	Peachwood	014-400-011-000	251.07
90-02	Peachwood	014-400-012-000	251.07
90-02	Peachwood	014-400-013-000	251.07
90-02	Peachwood	014-400-014-000	251.07
90-02	Peachwood	014-400-015-000	251.07
90-02	Peachwood	014-400-016-000	251.07
90-02	Peachwood	014-400-017-000	251.07
90-02	Peachwood	014-400-018-000	251.07
90-02	Peachwood	014-400-019-000	251.07
90-02	Peachwood	014-400-020-000	251.07
90-02	Peachwood	014-400-021-000	251.07
90-02	Peachwood	014-400-022-000	251.07
90-02	Peachwood	014-400-023-000	251.07
90-02	Peachwood	014-400-024-000	251.07
90-02	Peachwood	014-400-025-000	251.07
90-02	Peachwood	014-400-026-000	251.07

City of Dinuba
Landscape and Lighting Assessment Districts
2020/21 Assessment Roll

District No.	District	APN	Proposed Assessment [1]
90-02	Peachwood	014-400-027-000	251.07
90-02	Peachwood	014-400-028-000	251.07
90-02	Peachwood	014-400-029-000	251.07
90-02	Peachwood	014-400-030-000	251.07
90-02	Peachwood	014-400-031-000	251.07
90-02	Peachwood	014-400-032-000	251.07
90-02	Peachwood	014-400-033-000	251.07
90-02	Peachwood	014-400-034-000	251.07
90-02	Peachwood	014-400-035-000	251.07
90-02	Peachwood	014-400-036-000	251.07
90-02	Peachwood	014-400-037-000	251.07
90-02	Peachwood	014-400-038-000	251.07
90-02	Peachwood	014-400-039-000	251.07
90-02	Peachwood	014-400-040-000	251.07
90-02	Peachwood	014-400-041-000	251.07
90-02	Peachwood	014-400-042-000	251.07
90-02	Peachwood	014-400-043-000	251.07
90-02	Peachwood	014-400-044-000	251.07
90-02	Peachwood	014-400-045-000	251.07
90-02	Peachwood	014-400-046-000	251.07
90-02	Peachwood	014-400-047-000	251.07
90-02	Peachwood	014-400-048-000	251.07
90-02	Peachwood	014-400-049-000	251.07
90-02	Peachwood	014-400-050-000	251.07
90-02	Peachwood	014-400-051-000	251.07
90-02	Peachwood	014-400-052-000	251.07
95-02	Sierra Heights	030-260-002-000	177.30
95-02	Sierra Heights	030-260-003-000	177.30
95-02	Sierra Heights	030-260-004-000	177.30
95-02	Sierra Heights	030-260-005-000	177.30
95-02	Sierra Heights	030-260-006-000	177.30
95-02	Sierra Heights	030-260-007-000	177.30
95-02	Sierra Heights	030-260-008-000	177.30
95-02	Sierra Heights	030-260-009-000	177.30
95-02	Sierra Heights	030-260-010-000	177.30
95-02	Sierra Heights	030-260-011-000	177.30
95-02	Sierra Heights	030-260-012-000	177.30
95-02	Sierra Heights	030-260-013-000	177.30
95-02	Sierra Heights	030-260-014-000	177.30
95-02	Sierra Heights	030-260-015-000	177.30
95-02	Sierra Heights	030-260-016-000	177.30

City of Dinuba
Landscape and Lighting Assessment Districts
2020/21 Assessment Roll

District No.	District	APN	Proposed Assessment [1]
95-02	Sierra Heights	030-260-017-000	177.30
95-02	Sierra Heights	030-260-018-000	177.30
95-02	Sierra Heights	030-260-019-000	177.30
95-02	Sierra Heights	030-260-020-000	177.30
95-02	Sierra Heights	030-260-021-000	177.30
95-02	Sierra Heights	030-260-022-000	177.30
95-02	Sierra Heights	030-260-023-000	177.30
95-02	Sierra Heights	030-260-024-000	177.30
95-02	Sierra Heights	030-260-025-000	177.30
95-02	Sierra Heights	030-260-026-000	177.30
95-02	Sierra Heights	030-260-027-000	177.30
95-02	Sierra Heights	030-260-028-000	177.30
95-02	Sierra Heights	030-260-029-000	177.30
95-02	Sierra Heights	030-260-030-000	177.30
95-02	Sierra Heights	030-260-031-000	177.30
95-02	Sierra Heights	030-260-032-000	177.30
95-02	Sierra Heights	030-260-033-000	177.30
95-02	Sierra Heights	030-260-034-000	177.30
95-02	Sierra Heights	030-260-035-000	177.30
95-02	Sierra Heights	030-260-036-000	177.30
95-02	Sierra Heights	030-260-037-000	177.30
95-02	Sierra Heights	030-260-038-000	177.30
95-02	Sierra Heights	030-260-039-000	177.30
95-02	Sierra Heights	030-270-005-000	177.30
95-02	Sierra Heights	030-270-006-000	177.30
95-02	Sierra Heights	030-270-007-000	177.30
95-02	Sierra Heights	030-270-008-000	177.30
95-02	Sierra Heights	030-270-009-000	177.30
95-02	Sierra Heights	030-270-010-000	177.30
95-02	Sierra Heights	030-270-011-000	177.30
95-02	Sierra Heights	030-270-012-000	177.30
95-02	Sierra Heights	030-270-013-000	177.30
95-02	Sierra Heights	030-270-014-000	177.30
95-02	Sierra Heights	030-270-015-000	177.30
95-02	Sierra Heights	030-270-016-000	177.30
95-02	Sierra Heights	030-270-017-000	177.30
95-02	Sierra Heights	030-270-018-000	177.30
95-02	Sierra Heights	030-270-019-000	177.30
95-02	Sierra Heights	030-270-020-000	177.30
95-02	Sierra Heights	030-270-021-000	177.30
95-02	Sierra Heights	030-270-022-000	177.30

City of Dinuba
Landscape and Lighting Assessment Districts
2020/21 Assessment Roll

District No.	District	APN	Proposed Assessment [1]
95-02	Sierra Heights	030-270-023-000	177.30
95-02	Sierra Heights	030-270-024-000	177.30
95-02	Sierra Heights	030-270-025-000	177.30
95-02	Sierra Heights	030-270-026-000	177.30
95-02	Sierra Heights	030-270-027-000	177.30
95-02	Sierra Heights	030-270-028-000	177.30
95-02	Sierra Heights	030-270-029-000	177.30
95-02	Sierra Heights	030-270-030-000	177.30
95-02	Sierra Heights	030-270-031-000	177.30
95-02	Sierra Heights	030-270-032-000	177.30
95-02	Sierra Heights	030-270-033-000	177.30
95-02	Sierra Heights	030-270-034-000	177.30
95-02	Sierra Heights	030-270-035-000	177.30
95-02	Sierra Heights	030-270-036-000	177.30
95-02	Sierra Heights	030-270-037-000	177.30
95-02	Sierra Heights	030-270-038-000	177.30
95-02	Sierra Heights	030-270-039-000	177.30
95-02	Sierra Heights	030-270-040-000	177.30
95-02	Sierra Heights	030-270-041-000	177.30
95-02	Sierra Heights	030-270-042-000	177.30
95-02	Sierra Heights	030-270-043-000	177.30
95-02	Sierra Heights	030-270-044-000	177.30
95-02	Sierra Heights	030-270-045-000	177.30
95-02	Sierra Heights	030-270-046-000	177.30
95-02	Sierra Heights	030-270-047-000	177.30
95-02	Sierra Heights	030-270-048-000	177.30
95-02	Sierra Heights	030-270-049-000	177.30
95-02	Sierra Heights	030-270-050-000	177.30
06-03	Sierra View	013-120-013-000	240.23
06-03	Sierra View	013-120-014-000	240.23
06-03	Sierra View	013-120-015-000	240.23
06-03	Sierra View	013-120-016-000	240.23
06-03	Sierra View	013-120-017-000	240.23
06-03	Sierra View	013-120-018-000	240.23
06-03	Sierra View	013-120-019-000	240.23
06-03	Sierra View	013-120-020-000	240.23
06-03	Sierra View	013-120-021-000	240.23
06-03	Sierra View	013-120-022-000	240.23
06-03	Sierra View	013-120-023-000	240.23
06-03	Sierra View	013-120-024-000	240.23
06-03	Sierra View	013-120-025-000	240.23

City of Dinuba
Landscape and Lighting Assessment Districts
2020/21 Assessment Roll

District No.	District	APN	Proposed Assessment [1]
06-03	Sierra View	013-120-026-000	240.23
06-03	Sierra View	013-120-027-000	240.23
06-03	Sierra View	013-120-030-000	240.23
06-03	Sierra View	013-120-031-000	240.23
06-03	Sierra View	013-120-032-000	240.23
06-03	Sierra View	013-120-033-000	240.23
06-03	Sierra View	013-120-034-000	240.23
06-03	Sierra View	013-120-035-000	240.23
06-03	Sierra View	013-120-036-000	240.23
06-03	Sierra View	013-120-037-000	240.23
06-03	Sierra View	013-120-038-000	240.23
06-03	Sierra View	013-120-039-000	240.23
06-04	Stony Creek	030-260-048-000	130.94
06-04	Stony Creek	030-260-049-000	130.94
06-04	Stony Creek	030-260-050-000	130.94
06-04	Stony Creek	030-260-051-000	130.94
06-04	Stony Creek	030-260-052-000	130.94
06-04	Stony Creek	030-260-053-000	130.94
06-04	Stony Creek	030-260-054-000	130.94
06-04	Stony Creek	030-260-055-000	130.94
06-04	Stony Creek	030-260-056-000	130.94
06-04	Stony Creek	030-260-057-000	130.94
06-04	Stony Creek	030-260-058-000	130.94
06-01	Sugar Plum/Villagio	014-500-001-000	140.57
06-01	Sugar Plum/Villagio	014-500-002-000	140.57
06-01	Sugar Plum/Villagio	014-500-003-000	140.57
06-01	Sugar Plum/Villagio	014-500-004-000	140.57
06-01	Sugar Plum/Villagio	014-500-005-000	140.57
06-01	Sugar Plum/Villagio	014-500-006-000	140.57
06-01	Sugar Plum/Villagio	014-500-007-000	140.57
06-01	Sugar Plum/Villagio	014-500-008-000	140.57
06-01	Sugar Plum/Villagio	014-500-009-000	140.57
06-01	Sugar Plum/Villagio	014-500-010-000	140.57
06-01	Sugar Plum/Villagio	014-500-011-000	140.57
06-01	Sugar Plum/Villagio	014-500-012-000	140.57
06-01	Sugar Plum/Villagio	014-500-013-000	140.57
06-01	Sugar Plum/Villagio	014-500-014-000	140.57
06-01	Sugar Plum/Villagio	014-500-015-000	140.57
06-01	Sugar Plum/Villagio	014-500-016-000	140.57
06-01	Sugar Plum/Villagio	014-500-017-000	140.57
06-01	Sugar Plum/Villagio	014-500-018-000	140.57

City of Dinuba
Landscape and Lighting Assessment Districts
2020/21 Assessment Roll

District No.	District	APN	Proposed Assessment [1]
06-01	Sugar Plum/Villagio	014-500-019-000	140.57
06-01	Sugar Plum/Villagio	014-500-020-000	140.57
06-01	Sugar Plum/Villagio	014-500-021-000	140.57
06-01	Sugar Plum/Villagio	014-500-022-000	140.57
06-01	Sugar Plum/Villagio	014-500-023-000	140.57
06-01	Sugar Plum/Villagio	014-500-024-000	140.57
06-01	Sugar Plum/Villagio	014-500-025-000	140.57
06-01	Sugar Plum/Villagio	014-500-026-000	140.57
06-01	Sugar Plum/Villagio	014-500-027-000	140.57
06-01	Sugar Plum/Villagio	014-500-028-000	140.57
06-01	Sugar Plum/Villagio	014-500-029-000	140.57
06-01	Sugar Plum/Villagio	014-500-030-000	140.57
06-01	Sugar Plum/Villagio	014-500-031-000	140.57
06-01	Sugar Plum/Villagio	014-500-032-000	140.57
06-01	Sugar Plum/Villagio	014-500-033-000	140.57
06-01	Sugar Plum/Villagio	014-500-034-000	140.57
06-01	Sugar Plum/Villagio	014-500-035-000	140.57
06-01	Sugar Plum/Villagio	014-500-036-000	140.57
06-01	Sugar Plum/Villagio	014-500-037-000	140.57
06-01	Sugar Plum/Villagio	014-500-038-000	140.57
06-01	Sugar Plum/Villagio	014-500-039-000	140.57
06-01	Sugar Plum/Villagio	014-500-041-000	140.57
06-01	Sugar Plum/Villagio	014-500-042-000	140.57
06-01	Sugar Plum/Villagio	014-500-043-000	140.57
06-01	Sugar Plum/Villagio	014-500-044-000	140.57
06-01	Sugar Plum/Villagio	014-500-045-000	140.57
06-01	Sugar Plum/Villagio	014-500-046-000	140.57
06-01	Sugar Plum/Villagio	014-500-047-000	140.57
06-01	Sugar Plum/Villagio	014-500-048-000	140.57
06-01	Sugar Plum/Villagio	014-500-049-000	140.57
06-01	Sugar Plum/Villagio	014-500-050-000	140.57
06-01	Sugar Plum/Villagio	014-500-051-000	140.57
06-01	Sugar Plum/Villagio	014-500-052-000	140.57
06-01	Sugar Plum/Villagio	014-500-053-000	140.57
06-01	Sugar Plum/Villagio	014-500-054-000	140.57
06-01	Sugar Plum/Villagio	014-500-055-000	140.57
06-01	Sugar Plum/Villagio	014-500-056-000	140.57
06-01	Sugar Plum/Villagio	014-500-057-000	140.57
06-01	Sugar Plum/Villagio	014-500-058-000	140.57
06-01	Sugar Plum/Villagio	014-500-059-000	140.57
06-01	Sugar Plum/Villagio	014-500-060-000	140.57

City of Dinuba
Landscape and Lighting Assessment Districts
2020/21 Assessment Roll

District No.	District	APN	Proposed Assessment [1]
06-01	Sugar Plum/Villagio	014-500-061-000	140.57
06-01	Sugar Plum/Villagio	014-500-062-000	140.57
06-01	Sugar Plum/Villagio	014-500-063-000	140.57
06-01	Sugar Plum/Villagio	014-500-064-000	140.57
06-01	Sugar Plum/Villagio	014-500-065-000	140.57
06-01	Sugar Plum/Villagio	014-500-066-000	140.57
06-01	Sugar Plum/Villagio	014-500-067-000	140.57
06-01	Sugar Plum/Villagio	014-500-068-000	140.57
06-01	Sugar Plum/Villagio	014-500-069-000	140.57
06-01	Sugar Plum/Villagio	014-500-070-000	140.57
06-01	Sugar Plum/Villagio	014-500-071-000	140.57
06-01	Sugar Plum/Villagio	014-500-072-000	140.57
06-01	Sugar Plum/Villagio	014-500-073-000	140.57
06-01	Sugar Plum/Villagio	014-500-074-000	140.57
06-01	Sugar Plum/Villagio	014-500-075-000	140.57
06-01	Sugar Plum/Villagio	014-500-076-000	140.57
06-01	Sugar Plum/Villagio	014-500-077-000	140.57
06-01	Sugar Plum/Villagio	014-500-078-000	140.57
06-01	Sugar Plum/Villagio	014-500-079-000	140.57
06-01	Sugar Plum/Villagio	014-570-001-000	140.57
06-01	Sugar Plum/Villagio	014-570-002-000	140.57
06-01	Sugar Plum/Villagio	014-570-003-000	140.57
06-01	Sugar Plum/Villagio	014-570-004-000	140.57
06-01	Sugar Plum/Villagio	014-570-005-000	140.57
06-01	Sugar Plum/Villagio	014-570-006-000	140.57
06-01	Sugar Plum/Villagio	014-570-007-000	140.57
06-01	Sugar Plum/Villagio	014-570-008-000	140.57
06-01	Sugar Plum/Villagio	014-570-009-000	140.57
06-01	Sugar Plum/Villagio	014-570-010-000	140.57
06-01	Sugar Plum/Villagio	014-570-011-000	140.57
06-01	Sugar Plum/Villagio	014-570-012-000	140.57
06-01	Sugar Plum/Villagio	014-570-013-000	140.57
06-01	Sugar Plum/Villagio	014-570-014-000	140.57
06-01	Sugar Plum/Villagio	014-570-015-000	140.57
06-01	Sugar Plum/Villagio	014-570-016-000	140.57
06-01	Sugar Plum/Villagio	014-570-017-000	140.57
06-01	Sugar Plum/Villagio	014-570-018-000	140.57
06-01	Sugar Plum/Villagio	014-570-019-000	140.57
06-01	Sugar Plum/Villagio	014-570-020-000	140.57
06-01	Sugar Plum/Villagio	014-570-021-000	140.57
06-01	Sugar Plum/Villagio	014-570-022-000	140.57

City of Dinuba
Landscape and Lighting Assessment Districts
2020/21 Assessment Roll

District No.	District	APN	Proposed Assessment [1]
06-01	Sugar Plum/Villagio	014-570-023-000	140.57
06-01	Sugar Plum/Villagio	014-570-024-000	140.57
06-01	Sugar Plum/Villagio	014-570-025-000	140.57
06-01	Sugar Plum/Villagio	014-570-026-000	140.57
06-01	Sugar Plum/Villagio	014-570-027-000	140.57
06-01	Sugar Plum/Villagio	014-570-028-000	140.57
06-01	Sugar Plum/Villagio	014-570-029-000	140.57
06-01	Sugar Plum/Villagio	014-570-030-000	140.57
06-01	Sugar Plum/Villagio	014-570-031-000	140.57
06-01	Sugar Plum/Villagio	014-570-032-000	140.57
06-01	Sugar Plum/Villagio	014-570-033-000	140.57
06-01	Sugar Plum/Villagio	014-570-034-000	140.57
06-01	Sugar Plum/Villagio	014-570-035-000	140.57
06-01	Sugar Plum/Villagio	014-570-036-000	140.57
06-01	Sugar Plum/Villagio	014-570-037-000	140.57
06-01	Sugar Plum/Villagio	014-570-038-000	140.57
06-01	Sugar Plum/Villagio	014-570-039-000	140.57
06-01	Sugar Plum/Villagio	014-570-040-000	140.57
06-01	Sugar Plum/Villagio	014-570-041-000	140.57
06-01	Sugar Plum/Villagio	014-570-042-000	140.57
06-01	Sugar Plum/Villagio	014-570-043-000	140.57
06-01	Sugar Plum/Villagio	014-570-044-000	140.57
06-01	Sugar Plum/Villagio	014-570-045-000	140.57
06-01	Sugar Plum/Villagio	014-570-046-000	140.57
06-01	Sugar Plum/Villagio	014-570-047-000	140.57
06-01	Sugar Plum/Villagio	014-570-048-000	140.57
06-01	Sugar Plum/Villagio	014-570-049-000	140.57
06-01	Sugar Plum/Villagio	014-570-050-000	140.57
06-01	Sugar Plum/Villagio	014-570-051-000	140.57
06-01	Sugar Plum/Villagio	014-570-052-000	140.57
06-01	Sugar Plum/Villagio	014-570-053-000	140.57
06-01	Sugar Plum/Villagio	014-570-054-000	140.57
06-01	Sugar Plum/Villagio	014-570-055-000	140.57
06-01	Sugar Plum/Villagio	014-570-056-000	140.57
06-01	Sugar Plum/Villagio	014-570-057-000	140.57
06-01	Sugar Plum/Villagio	014-570-058-000	140.57
06-01	Sugar Plum/Villagio	014-570-059-000	140.57
06-01	Sugar Plum/Villagio	014-570-060-000	140.57
06-01	Sugar Plum/Villagio	014-570-061-000	140.57
06-01	Sugar Plum/Villagio	014-570-062-000	140.57
06-01	Sugar Plum/Villagio	014-570-063-000	140.57

City of Dinuba
Landscape and Lighting Assessment Districts
2020/21 Assessment Roll

District No.	District	APN	Proposed Assessment [1]
06-01	Sugar Plum/Villagio	014-570-064-000	140.57
06-01	Sugar Plum/Villagio	014-570-065-000	140.57
95-01	Tierra Vista	013-110-003-000	237.70
95-01	Tierra Vista	013-110-004-000	237.70
95-01	Tierra Vista	013-110-005-000	237.70
95-01	Tierra Vista	013-110-006-000	237.70
95-01	Tierra Vista	013-110-007-000	237.70
95-01	Tierra Vista	013-110-008-000	237.70
95-01	Tierra Vista	013-110-009-000	237.70
95-01	Tierra Vista	013-110-010-000	237.70
95-01	Tierra Vista	013-110-011-000	237.70
95-01	Tierra Vista	013-110-012-000	237.70
95-01	Tierra Vista	013-110-013-000	237.70
95-01	Tierra Vista	013-110-014-000	237.70
95-01	Tierra Vista	013-110-015-000	237.70
95-01	Tierra Vista	013-110-016-000	237.70
95-01	Tierra Vista	013-110-017-000	237.70
95-01	Tierra Vista	013-110-018-000	237.70
95-01	Tierra Vista	013-110-019-000	237.70
95-01	Tierra Vista	013-110-020-000	237.70
95-01	Tierra Vista	013-110-021-000	237.70
95-01	Tierra Vista	013-110-022-000	237.70
95-01	Tierra Vista	013-110-023-000	237.70
95-01	Tierra Vista	013-120-004-000	237.70
95-01	Tierra Vista	013-120-005-000	237.70
95-01	Tierra Vista	013-120-006-000	237.70
95-01	Tierra Vista	013-120-007-000	237.70
95-01	Tierra Vista	013-120-008-000	237.70
95-01	Tierra Vista	013-120-009-000	237.70
95-01	Tierra Vista	013-120-010-000	237.70
95-01	Tierra Vista	013-120-011-000	237.70
95-01	Tierra Vista	013-120-012-000	237.70
09-01	Viscaya	014-390-044-000	303.14
09-01	Viscaya	014-390-045-000	303.14
09-01	Viscaya	014-390-046-000	303.14
09-01	Viscaya	014-390-047-000	303.14
09-01	Viscaya	014-390-048-000	303.14
09-01	Viscaya	014-390-049-000	303.14
09-01	Viscaya	014-390-050-000	303.14
09-01	Viscaya	014-390-051-000	303.14
09-01	Viscaya	014-390-052-000	303.14

City of Dinuba
Landscape and Lighting Assessment Districts
2020/21 Assessment Roll

District No.	District	APN	Proposed Assessment [1]
09-01	Viscaya	014-390-053-000	303.14
09-01	Viscaya	014-390-054-000	303.14
09-01	Viscaya	014-390-055-000	303.14
09-01	Viscaya	014-480-001-000	303.14
09-01	Viscaya	014-480-002-000	303.14
09-01	Viscaya	014-480-003-000	303.14
09-01	Viscaya	014-480-004-000	303.14
09-01	Viscaya	014-480-005-000	303.14
09-01	Viscaya	014-480-006-000	303.14
09-01	Viscaya	014-480-007-000	303.14
09-01	Viscaya	014-480-008-000	303.14
09-01	Viscaya	014-480-009-000	303.14
09-01	Viscaya	014-480-010-000	303.14
09-01	Viscaya	014-480-011-000	303.14
09-01	Viscaya	014-480-012-000	303.14
09-01	Viscaya	014-480-013-000	303.14
09-01	Viscaya	014-480-014-000	303.14
09-01	Viscaya	014-510-001-000	303.14
09-01	Viscaya	014-510-002-000	303.14
09-01	Viscaya	014-510-003-000	303.14
09-01	Viscaya	014-510-004-000	303.14
09-01	Viscaya	014-510-005-000	303.14
09-01	Viscaya	014-510-006-000	303.14
09-01	Viscaya	014-510-007-000	303.14
09-01	Viscaya	014-510-008-000	303.14
09-01	Viscaya	014-510-009-000	303.14
09-01	Viscaya	014-510-010-000	303.14
09-01	Viscaya	014-510-011-000	303.14
09-01	Viscaya	014-510-012-000	303.14
09-01	Viscaya	014-510-013-000	303.14
09-01	Viscaya	014-510-014-000	303.14
09-01	Viscaya	014-510-015-000	303.14
09-01	Viscaya	014-510-016-000	303.14
09-01	Viscaya	014-510-017-000	303.14
09-01	Viscaya	014-510-018-000	303.14
09-01	Viscaya	014-510-019-000	303.14
09-01	Viscaya	014-510-020-000	303.14
09-01	Viscaya	014-510-021-000	303.14
09-01	Viscaya	014-510-022-000	303.14
09-01	Viscaya	014-510-023-000	303.14
09-01	Viscaya	014-510-024-000	303.14

City of Dinuba
Landscape and Lighting Assessment Districts
2020/21 Assessment Roll

District No.	District	APN	Proposed Assessment [1]
09-01	Viscaya	014-510-026-000	303.14
09-01	Viscaya	014-510-027-000	303.14
09-01	Viscaya	014-510-028-000	303.14
09-01	Viscaya	014-510-030-000	303.14
09-01	Viscaya	014-510-031-000	303.14
09-01	Viscaya	014-510-032-000	303.14
09-01	Viscaya	014-510-033-000	303.14
09-01	Viscaya	014-510-034-000	303.14
09-01	Viscaya	014-510-035-000	303.14
09-01	Viscaya	014-510-036-000	303.14
09-01	Viscaya	014-510-037-000	303.14
09-01	Viscaya	014-510-038-000	303.14
09-01	Viscaya	014-510-039-000	303.14
09-01	Viscaya	014-510-040-000	303.14
09-01	Viscaya	014-510-041-000	303.14
09-01	Viscaya	014-510-042-000	303.14
09-01	Viscaya	014-510-043-000	303.14
09-01	Viscaya	014-510-044-000	303.14
09-01	Viscaya	014-510-045-000	303.14
09-01	Viscaya	014-510-046-000	303.14
09-01	Viscaya	014-510-047-000	303.14
09-01	Viscaya	014-510-048-000	303.14
09-01	Viscaya	014-510-049-000	303.14
09-01	Viscaya	014-510-050-000	303.14
09-01	Viscaya	014-510-051-000	303.14
09-01	Viscaya	014-510-052-000	303.14
09-01	Viscaya	014-510-053-000	303.14
09-01	Viscaya	014-510-054-000	303.14
09-01	Viscaya	014-510-055-000	303.14
09-01	Viscaya	014-510-056-000	303.14
09-01	Viscaya	014-510-057-000	303.14
09-01	Viscaya	014-510-058-000	303.14
09-01	Viscaya	014-510-059-000	303.14
09-01	Viscaya	014-510-060-000	303.14
09-01	Viscaya	014-510-061-000	303.14
09-01	Viscaya	014-510-062-000	303.14
09-01	Viscaya	014-510-063-000	303.14
09-01	Viscaya	014-510-064-000	303.14
09-01	Viscaya	014-510-065-000	303.14
09-01	Viscaya	014-510-066-000	303.14
09-01	Viscaya	014-510-067-000	303.14

City of Dinuba
Landscape and Lighting Assessment Districts
2020/21 Assessment Roll

District No.	District	APN	Proposed Assessment [1]
09-01	Viscaya	014-510-068-000	303.14
09-01	Viscaya	014-510-069-000	303.14
09-01	Viscaya	014-510-070-000	303.14
09-01	Viscaya	014-510-071-000	303.14
09-01	Viscaya	014-510-072-000	303.14
09-01	Viscaya	014-510-073-000	303.14
09-01	Viscaya	014-510-074-000	303.14
09-01	Viscaya	014-510-075-000	303.14
09-01	Viscaya	014-510-076-000	303.14
09-01	Viscaya	014-510-077-000	303.14
09-01	Viscaya	014-520-001-000	303.14
09-01	Viscaya	014-520-002-000	303.14
09-01	Viscaya	014-520-003-000	303.14
09-01	Viscaya	014-520-004-000	303.14
09-01	Viscaya	014-520-005-000	303.14
09-01	Viscaya	014-520-006-000	303.14
09-01	Viscaya	014-520-007-000	303.14
09-01	Viscaya	014-520-008-000	303.14
09-01	Viscaya	014-520-009-000	303.14
09-01	Viscaya	014-520-010-000	303.14
09-01	Viscaya	014-520-011-000	303.14
09-01	Viscaya	014-520-012-000	303.14
09-01	Viscaya	014-520-013-000	303.14
09-01	Viscaya	014-520-014-000	303.14
09-01	Viscaya	014-520-015-000	303.14
09-01	Viscaya	014-520-016-000	303.14
09-01	Viscaya	014-520-017-000	303.14
09-01	Viscaya	014-520-020-000	303.14
09-01	Viscaya	014-520-021-000	303.14
09-01	Viscaya	014-520-022-000	303.14
09-01	Viscaya	014-520-023-000	303.14
09-01	Viscaya	014-520-024-000	303.14
09-01	Viscaya	014-520-025-000	303.14
09-01	Viscaya	014-520-031-000	303.14
09-01	Viscaya	014-520-032-000	303.14
09-01	Viscaya	014-520-033-000	303.14
09-01	Viscaya	014-520-034-000	303.14
09-01	Viscaya	014-520-035-000	303.14
09-01	Viscaya	014-520-036-000	303.14
09-01	Viscaya	014-520-037-000	303.14
09-01	Viscaya	014-520-038-000	303.14

City of Dinuba
Landscape and Lighting Assessment Districts
2020/21 Assessment Roll

District No.	District	APN	Proposed Assessment [1]
09-01	Viscaya	014-520-039-000	303.14
09-01	Viscaya	014-520-040-000	303.14
09-01	Viscaya	014-520-041-000	303.14
09-01	Viscaya	014-520-042-000	303.14
09-01	Viscaya	014-520-043-000	303.14
09-01	Viscaya	014-520-044-000	303.14
09-01	Viscaya	014-520-045-000	303.14
09-01	Viscaya	014-520-046-000	303.14
09-01	Viscaya	014-520-047-000	303.14
09-01	Viscaya	014-520-048-000	303.14
09-01	Viscaya	014-520-049-000	303.14
09-01	Viscaya	014-520-064-000	303.14
09-01	Viscaya	014-520-065-000	303.14
09-01	Viscaya	014-520-066-000	303.14
09-01	Viscaya	014-520-067-000	303.14
09-01	Viscaya	014-520-068-000	303.14
09-01	Viscaya	014-520-069-000	303.14
09-01	Viscaya	014-520-070-000	303.14
09-01	Viscaya	014-520-071-000	303.14
09-01	Viscaya	014-520-072-000	303.14
09-01	Viscaya	014-520-073-000	303.14
09-01	Viscaya	014-520-074-000	303.14
09-01	Viscaya	014-520-075-000	303.14
09-01	Viscaya	014-520-076-000	303.14
09-01	Viscaya	014-520-077-000	303.14
09-01	Viscaya	014-520-078-000	303.14
09-01	Viscaya	014-520-079-000	303.14
09-01	Viscaya	014-520-080-000	303.14
09-01	Viscaya	014-530-002-000	303.14
09-01	Viscaya	014-530-009-000	303.14
09-01	Viscaya	014-530-010-000	303.14
09-01	Viscaya	014-530-011-000	303.14
09-01	Viscaya	014-530-012-000	303.14
09-01	Viscaya	014-530-013-000	303.14
09-01	Viscaya	014-530-014-000	303.14
09-01	Viscaya	014-530-015-000	303.14
09-01	Viscaya	014-530-016-000	303.14
09-01	Viscaya	014-530-017-000	303.14
09-01	Viscaya	014-530-018-000	303.14
09-01	Viscaya	014-530-019-000	303.14
09-01	Viscaya	014-530-020-000	303.14

City of Dinuba
Landscape and Lighting Assessment Districts
2020/21 Assessment Roll

District No.	District	APN	Proposed Assessment [1]
09-01	Viscaya	014-530-021-000	303.14
09-01	Viscaya	014-530-022-000	303.14
09-01	Viscaya	014-530-023-000	303.14
09-01	Viscaya	014-530-024-000	303.14
09-01	Viscaya	014-530-025-000	303.14
09-01	Viscaya	014-530-026-000	303.14
09-01	Viscaya	014-530-027-000	303.14
09-01	Viscaya	014-530-028-000	303.14
09-01	Viscaya	014-530-029-000	303.14
09-01	Viscaya	014-530-030-000	303.14
09-01	Viscaya	014-530-031-000	303.14
09-01	Viscaya	014-530-032-000	303.14
09-01	Viscaya	014-530-033-000	303.14
09-01	Viscaya	014-530-054-000	303.14
09-01	Viscaya	014-530-055-000	303.14
09-01	Viscaya	014-530-056-000	303.14
09-01	Viscaya	014-530-057-000	303.14
09-01	Viscaya	014-530-058-000	303.14
09-01	Viscaya	014-530-059-000	303.14
09-01	Viscaya	014-530-060-000	303.14
09-01	Viscaya	014-530-061-000	303.14
09-01	Viscaya	014-530-062-000	303.14
09-01	Viscaya	014-530-063-000	303.14
09-01	Viscaya	014-530-064-000	303.14
09-01	Viscaya	014-530-065-000	303.14
09-01	Viscaya	014-530-066-000	303.14
09-01	Viscaya	014-530-067-000	303.14
09-01	Viscaya	014-530-068-000	303.14
09-01	Viscaya	014-530-069-000	303.14
09-01	Viscaya	014-530-070-000	303.14
09-01	Viscaya	014-530-071-000	303.14
09-01	Viscaya	014-530-072-000	303.14
09-01	Viscaya	014-530-073-000	303.14
09-01	Viscaya	014-530-074-000	303.14
09-01	Viscaya	014-530-075-000	303.14
09-01	Viscaya	014-530-076-000	303.14
09-01	Viscaya	014-540-001-000	303.14
09-01	Viscaya	014-540-002-000	303.14
09-01	Viscaya	014-540-003-000	303.14
09-01	Viscaya	014-540-004-000	303.14
09-01	Viscaya	014-540-005-000	303.14

City of Dinuba
Landscape and Lighting Assessment Districts
2020/21 Assessment Roll

District No.	District	APN	Proposed Assessment [1]
09-01	Viscaya	014-540-006-000	303.14
09-01	Viscaya	014-540-007-000	303.14
09-01	Viscaya	014-540-008-000	303.14
09-01	Viscaya	014-540-009-000	303.14
09-01	Viscaya	014-540-010-000	303.14
09-01	Viscaya	014-540-011-000	303.14
09-01	Viscaya	014-540-012-000	303.14
09-01	Viscaya	014-540-013-000	303.14
09-01	Viscaya	014-540-014-000	303.14
09-01	Viscaya	014-540-015-000	303.14
09-01	Viscaya	014-540-016-000	303.14
09-01	Viscaya	014-540-017-000	303.14
09-01	Viscaya	014-540-018-000	303.14
09-01	Viscaya	014-540-019-000	303.14
09-01	Viscaya	014-540-020-000	303.14
09-01	Viscaya	014-540-021-000	303.14
09-01	Viscaya	014-540-022-000	303.14
09-01	Viscaya	014-540-023-000	303.14
09-01	Viscaya	014-540-024-000	303.14
09-01	Viscaya	014-540-025-000	303.14
09-01	Viscaya	014-540-026-000	303.14
09-01	Viscaya	014-540-027-000	303.14
09-01	Viscaya	014-540-028-000	303.14
09-01	Viscaya	014-540-029-000	303.14
09-01	Viscaya	014-540-030-000	303.14
09-01	Viscaya	014-540-031-000	303.14
09-01	Viscaya	014-540-032-000	303.14
09-01	Viscaya	014-540-033-000	303.14
09-01	Viscaya	014-540-034-000	303.14
09-01	Viscaya	014-540-035-000	303.14
09-01	Viscaya	014-540-036-000	303.14
09-01	Viscaya	014-540-037-000	303.14
09-01	Viscaya	014-540-038-000	303.14
09-01	Viscaya	014-540-039-000	303.14
09-01	Viscaya	014-540-040-000	303.14
09-01	Viscaya	014-540-041-000	303.14
09-01	Viscaya	014-550-001-000	303.14
09-01	Viscaya	014-550-002-000	303.14
09-01	Viscaya	014-550-003-000	303.14
09-01	Viscaya	014-550-004-000	303.14
09-01	Viscaya	014-550-005-000	303.14

City of Dinuba
Landscape and Lighting Assessment Districts
2020/21 Assessment Roll

District No.	District	APN	Proposed Assessment [1]
09-01	Viscaya	014-550-006-000	303.14
09-01	Viscaya	014-550-007-000	303.14
09-01	Viscaya	014-550-008-000	303.14
09-01	Viscaya	014-550-009-000	303.14
09-01	Viscaya	014-550-010-000	303.14
09-01	Viscaya	014-550-011-000	303.14
09-01	Viscaya	014-550-012-000	303.14
09-01	Viscaya	014-550-013-000	303.14
09-01	Viscaya	014-550-014-000	303.14
09-01	Viscaya	014-550-015-000	303.14
09-01	Viscaya	014-550-016-000	303.14
09-01	Viscaya	014-550-017-000	303.14
09-01	Viscaya	014-550-018-000	303.14
09-01	Viscaya	014-550-020-000	303.14
09-01	Viscaya	014-550-021-000	303.14
09-01	Viscaya	014-550-022-000	303.14
09-01	Viscaya	014-550-023-000	303.14
09-01	Viscaya	014-550-024-000	303.14
09-01	Viscaya	014-550-025-000	303.14
09-01	Viscaya	014-550-026-000	303.14
09-01	Viscaya	014-550-027-000	303.14
09-01	Viscaya	014-550-028-000	303.14
09-01	Viscaya	014-550-029-000	303.14
09-01	Viscaya	014-550-030-000	303.14
09-01	Viscaya	014-550-031-000	303.14
09-01	Viscaya	014-550-033-000	303.14
09-01	Viscaya	014-550-034-000	303.14
09-01	Viscaya	014-550-035-000	303.14
09-01	Viscaya	014-550-036-000	303.14
09-01	Viscaya	014-550-037-000	303.14
09-01	Viscaya	014-550-038-000	303.14
09-01	Viscaya	014-550-039-000	303.14
09-01	Viscaya	014-550-040-000	303.14
09-01	Viscaya	014-550-041-000	303.14
09-01	Viscaya	014-550-042-000	303.14
09-01	Viscaya	014-550-043-000	303.14
09-01	Viscaya	014-550-044-000	303.14
09-01	Viscaya	014-550-045-000	303.14
09-01	Viscaya	014-550-046-000	303.14
09-01	Viscaya	014-550-047-000	303.14
09-01	Viscaya	014-550-048-000	303.14

City of Dinuba
Landscape and Lighting Assessment Districts
2020/21 Assessment Roll

District No.	District	APN	Proposed Assessment [1]
09-01	Viscaya	014-550-049-000	303.14
09-01	Viscaya	014-550-050-000	303.14
09-01	Viscaya	014-550-051-000	303.14
09-01	Viscaya	014-550-052-000	303.14
09-01	Viscaya	014-550-053-000	303.14
09-01	Viscaya	014-550-054-000	303.14
09-01	Viscaya	014-550-055-000	303.14
09-01	Viscaya	014-550-056-000	303.14
09-01	Viscaya	014-550-057-000	303.14
09-01	Viscaya	014-550-058-000	303.14
09-01	Viscaya	014-550-060-000	303.14
09-01	Viscaya	014-550-061-000	10,306.76
09-01	Viscaya	014-550-062-000	303.14
09-01	Viscaya	014-550-063-000	303.14
09-01	Viscaya	014-550-064-000	303.14
09-01	Viscaya	014-560-001-000	303.14
09-01	Viscaya	014-560-002-000	303.14
09-01	Viscaya	014-560-003-000	303.14
09-01	Viscaya	014-560-004-000	303.14
09-01	Viscaya	014-560-005-000	303.14
09-01	Viscaya	014-560-006-000	303.14
09-01	Viscaya	014-560-007-000	303.14
09-01	Viscaya	014-560-008-000	303.14
09-01	Viscaya	014-560-009-000	303.14
09-01	Viscaya	014-560-010-000	303.14
09-01	Viscaya	014-560-011-000	303.14
09-01	Viscaya	014-580-001-000	303.14
09-01	Viscaya	014-580-002-000	303.14
09-01	Viscaya	014-580-003-000	303.14
09-01	Viscaya	014-580-004-000	303.14
09-01	Viscaya	014-580-005-000	303.14
09-01	Viscaya	014-580-006-000	303.14
09-01	Viscaya	014-580-007-000	303.14
09-01	Viscaya	014-580-008-000	303.14
09-01	Viscaya	014-580-009-000	303.14
09-01	Viscaya	014-580-010-000	303.14
09-01	Viscaya	014-580-011-000	303.14
09-01	Viscaya	014-580-012-000	303.14
09-01	Viscaya	014-580-013-000	303.14
09-01	Viscaya	014-580-014-000	303.14
09-01	Viscaya	014-580-015-000	303.14

City of Dinuba
Landscape and Lighting Assessment Districts
2020/21 Assessment Roll

District No.	District	APN	Proposed Assessment (1)
09-01	Viscaya	014-580-016-000	303.14
09-01	Viscaya	014-580-017-000	303.14
09-01	Viscaya	014-580-018-000	303.14
09-01	Viscaya	014-580-019-000	303.14
09-01	Viscaya	014-580-020-000	303.14
09-01	Viscaya	014-580-021-000	303.14
09-01	Viscaya	014-580-022-000	303.14
09-01	Viscaya	014-580-023-000	303.14
09-01	Viscaya	014-580-024-000	303.14
09-01	Viscaya	014-580-025-000	303.14
09-01	Viscaya	014-580-026-000	303.14
09-01	Viscaya	014-580-027-000	303.14
09-01	Viscaya	014-580-028-000	303.14
09-01	Viscaya	014-580-029-000	303.14
09-01	Viscaya	014-580-030-000	303.14
09-01	Viscaya	014-580-031-000	303.14
09-01	Viscaya	014-580-032-000	303.14
09-01	Viscaya	014-580-033-000	303.14
09-01	Viscaya	014-580-034-000	303.14
09-01	Viscaya	014-580-035-000	303.14
09-01	Viscaya	014-580-036-000	303.14
09-01	Viscaya	014-580-037-000	303.14
09-01	Viscaya	014-580-038-000	303.14
09-01	Viscaya	014-580-039-000	303.14
09-01	Viscaya	014-580-040-000	303.14
09-01	Viscaya	014-580-041-000	303.14
09-01	Viscaya	014-580-042-000	303.14
09-01	Viscaya	014-580-043-000	303.14
09-01	Viscaya	014-580-044-000	303.14
09-01	Viscaya	014-580-045-000	303.14
09-01	Viscaya	014-580-046-000	303.14

(1) Actual assessment will be an even amount as required by the County

21. APPENDIX B: BOUNDARY MAPS

The Assessment Diagrams have been submitted to, and are on file with, the City Clerk in the format required under the provisions of the 1972 Act. The lines and dimensions of each assessable parcel, as shown on the maps of the County Assessor for the current year, are made part of this Annual Report by reference. Boundary maps for each assessment district referenced within the report have been included on the following pages.

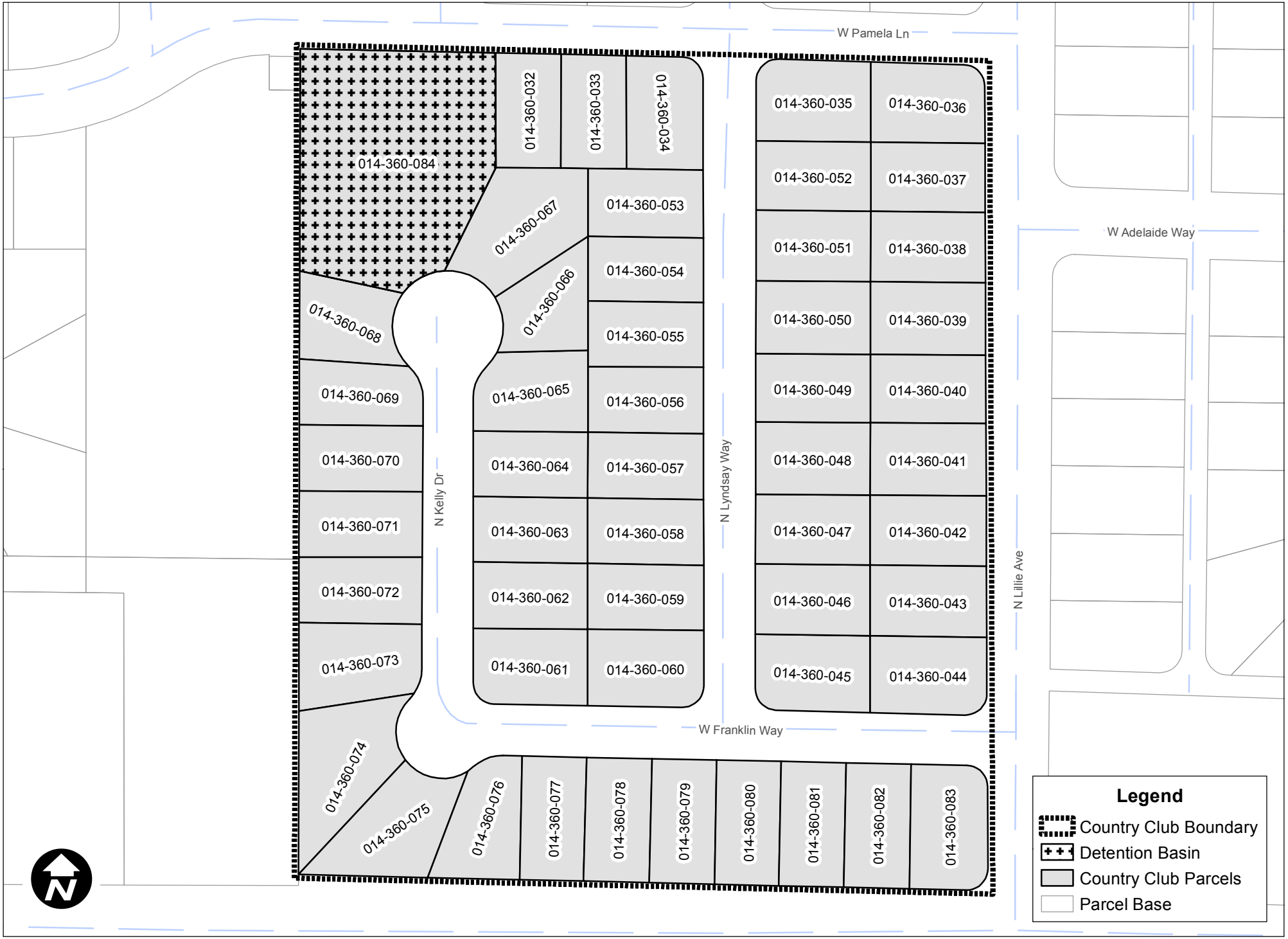

Dinuba - AD 89-01 Country Club Estates

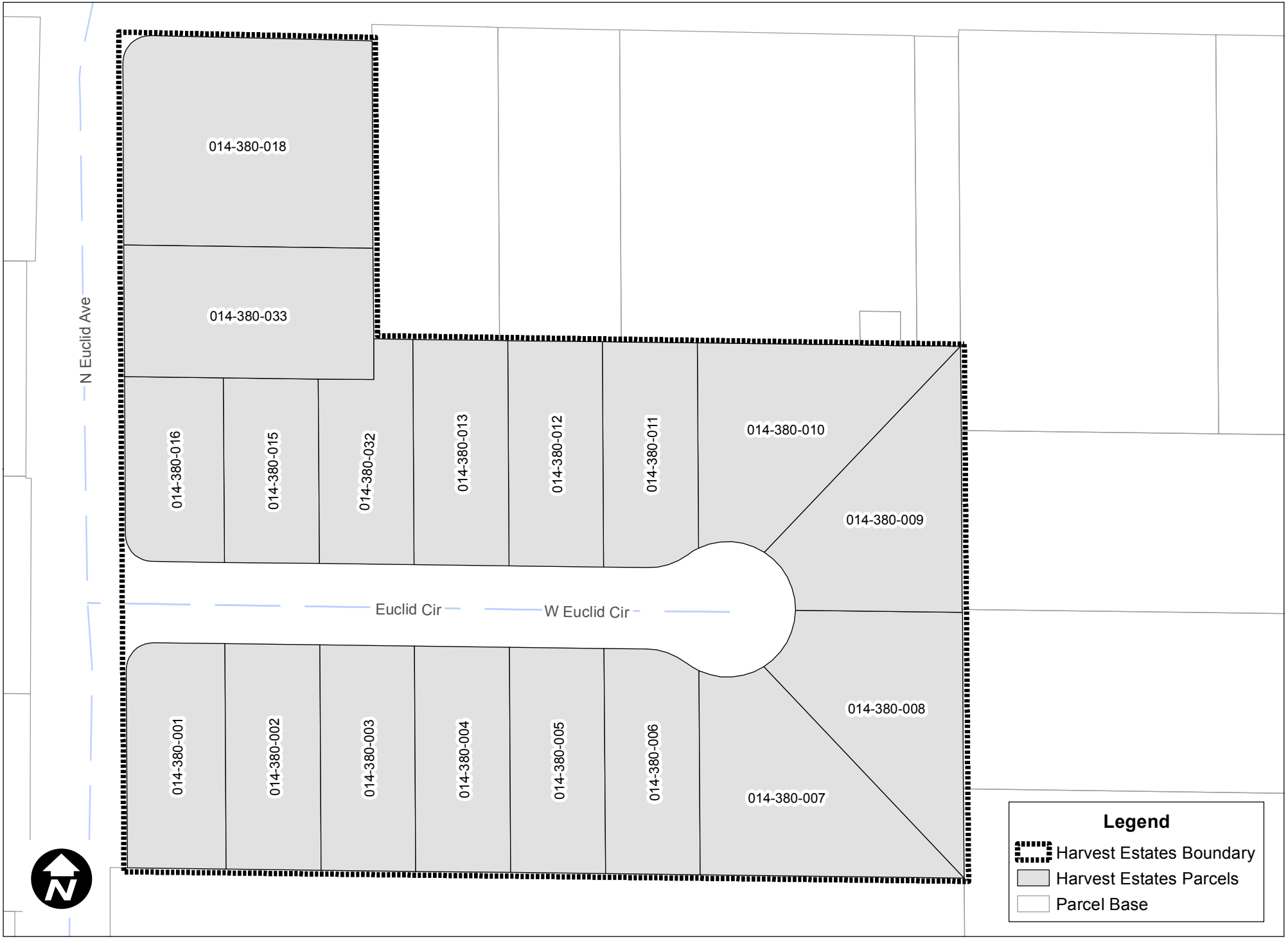

Dinuba - AD 90-01 Harvest Estates

Dinuba - AD 90-02 Peachwood

Dinuba - AD 92-01 Nebraska

Dinuba - AD 93-01 Marshall Acres

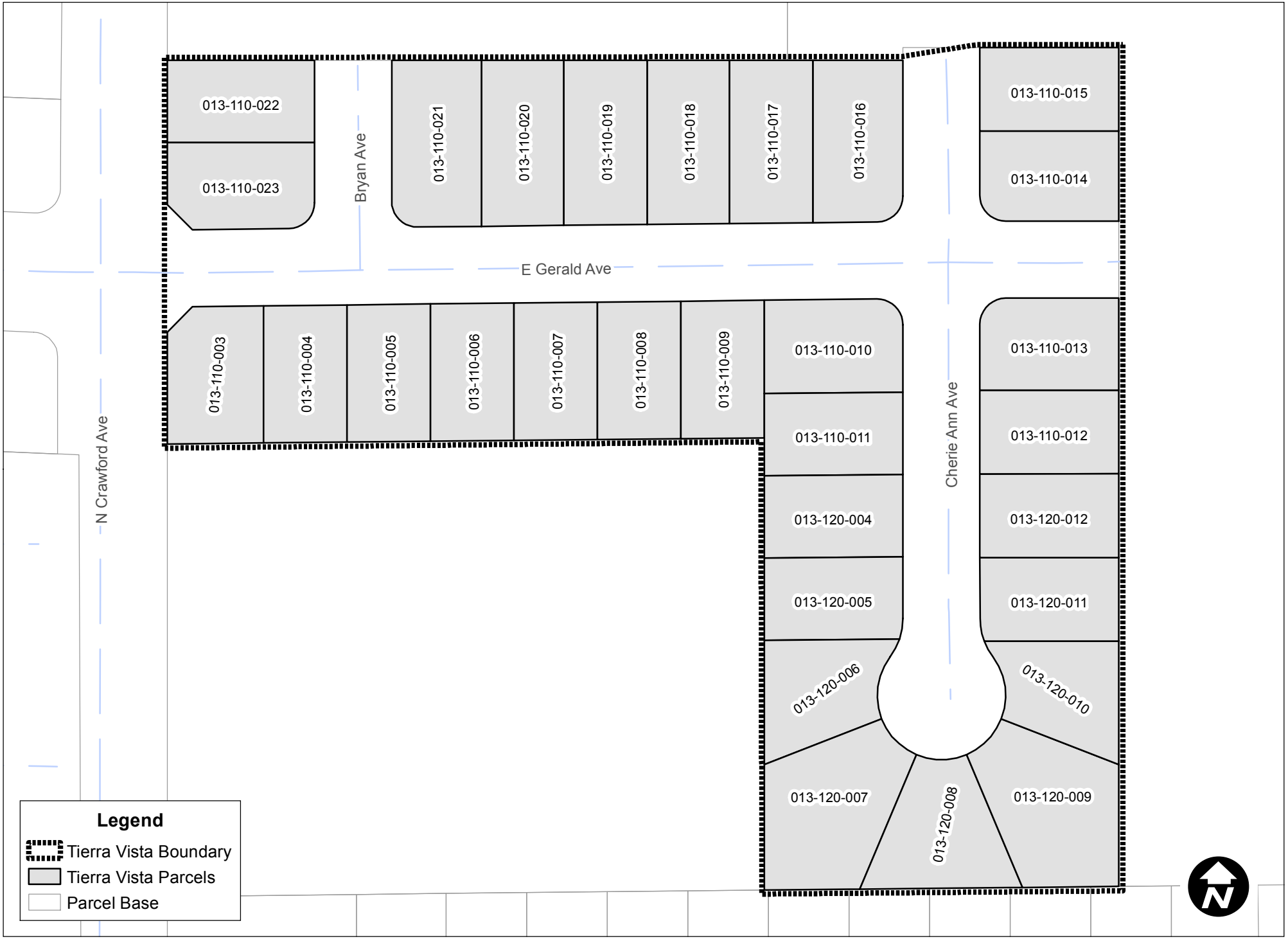

Dinuba - AD 95-01 Tierra Vista

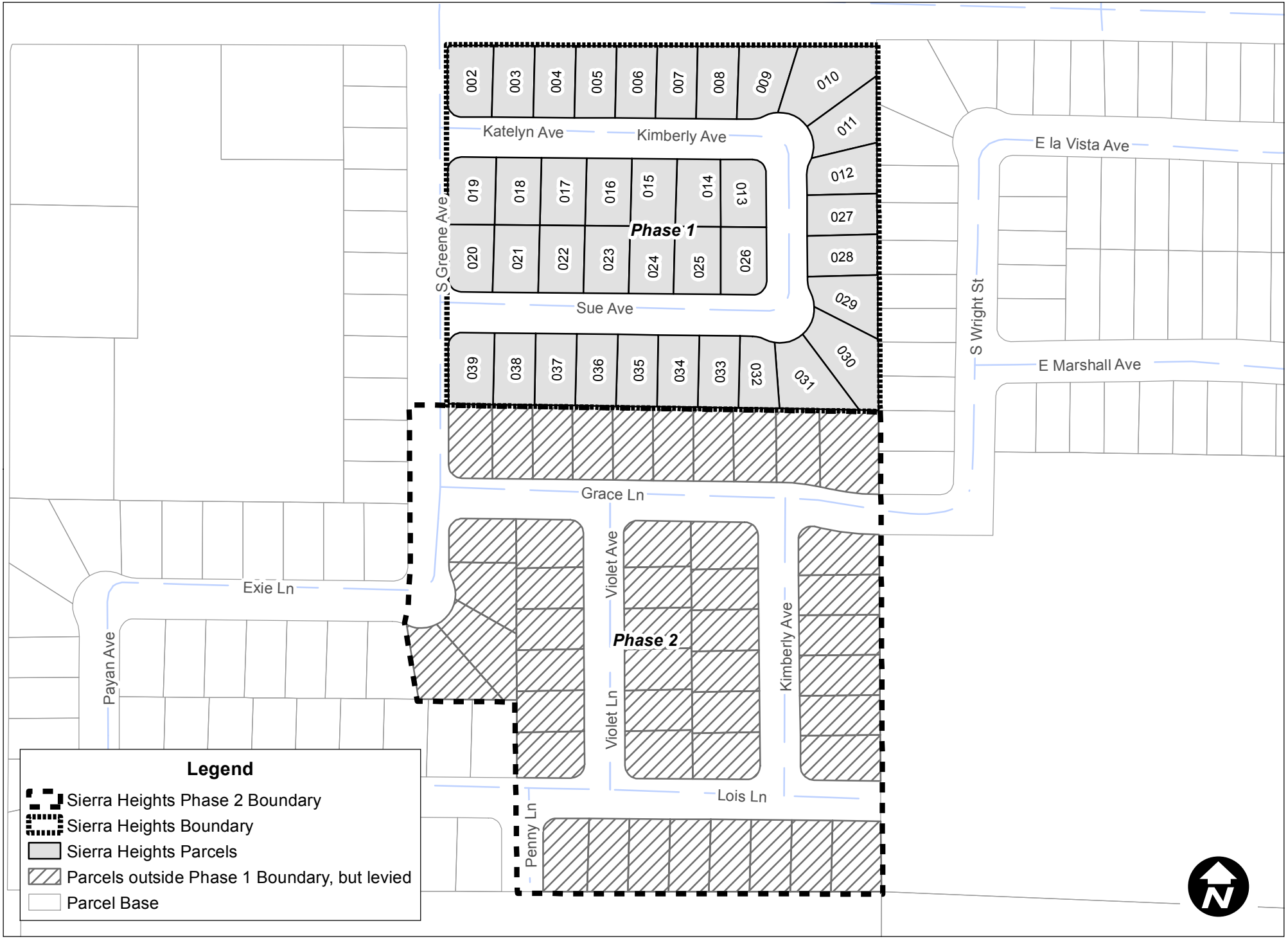

Dinuba - AD 95-02 Sierra Heights

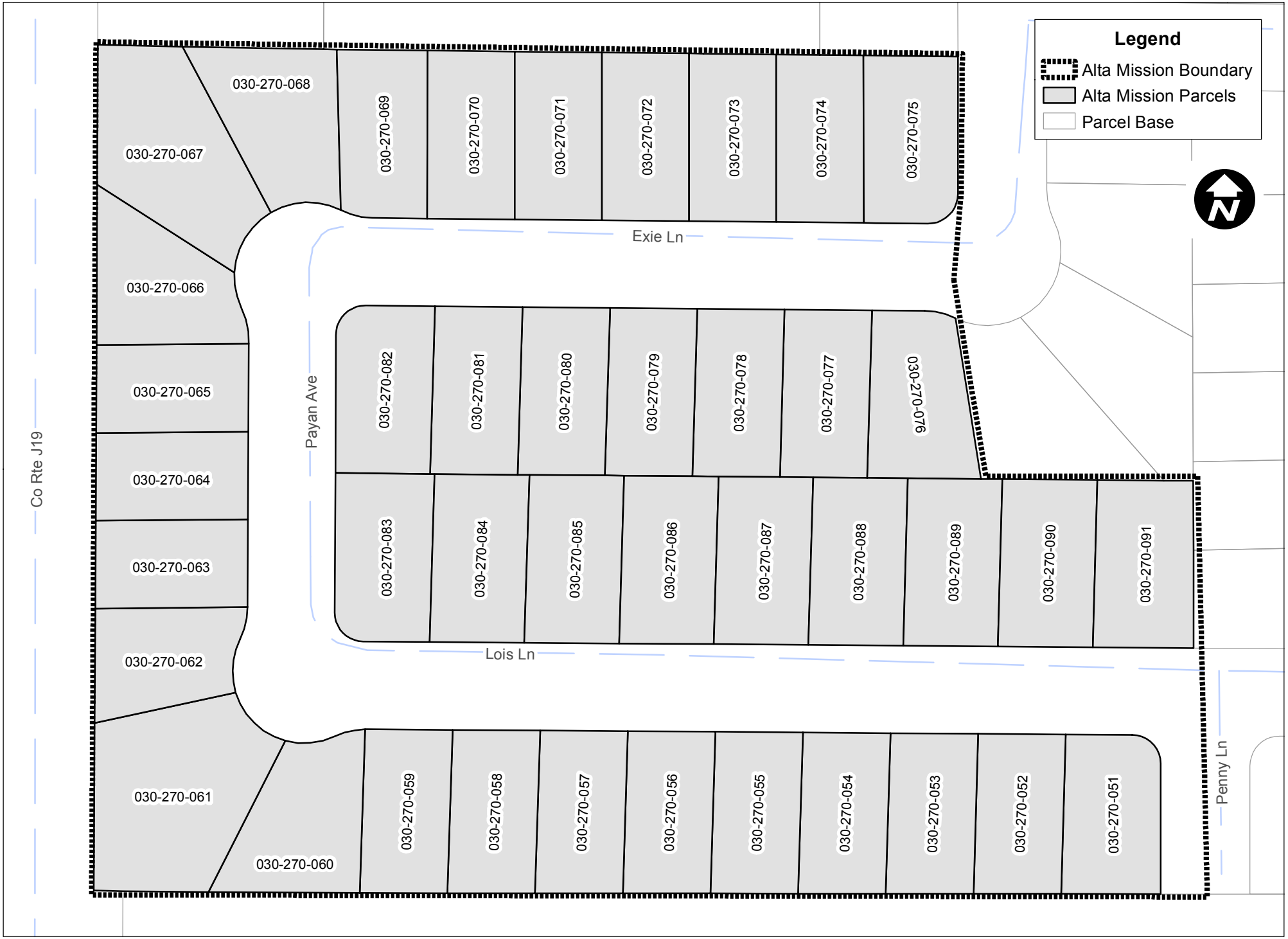

Dinuba - AD 98-01 Alta Mission

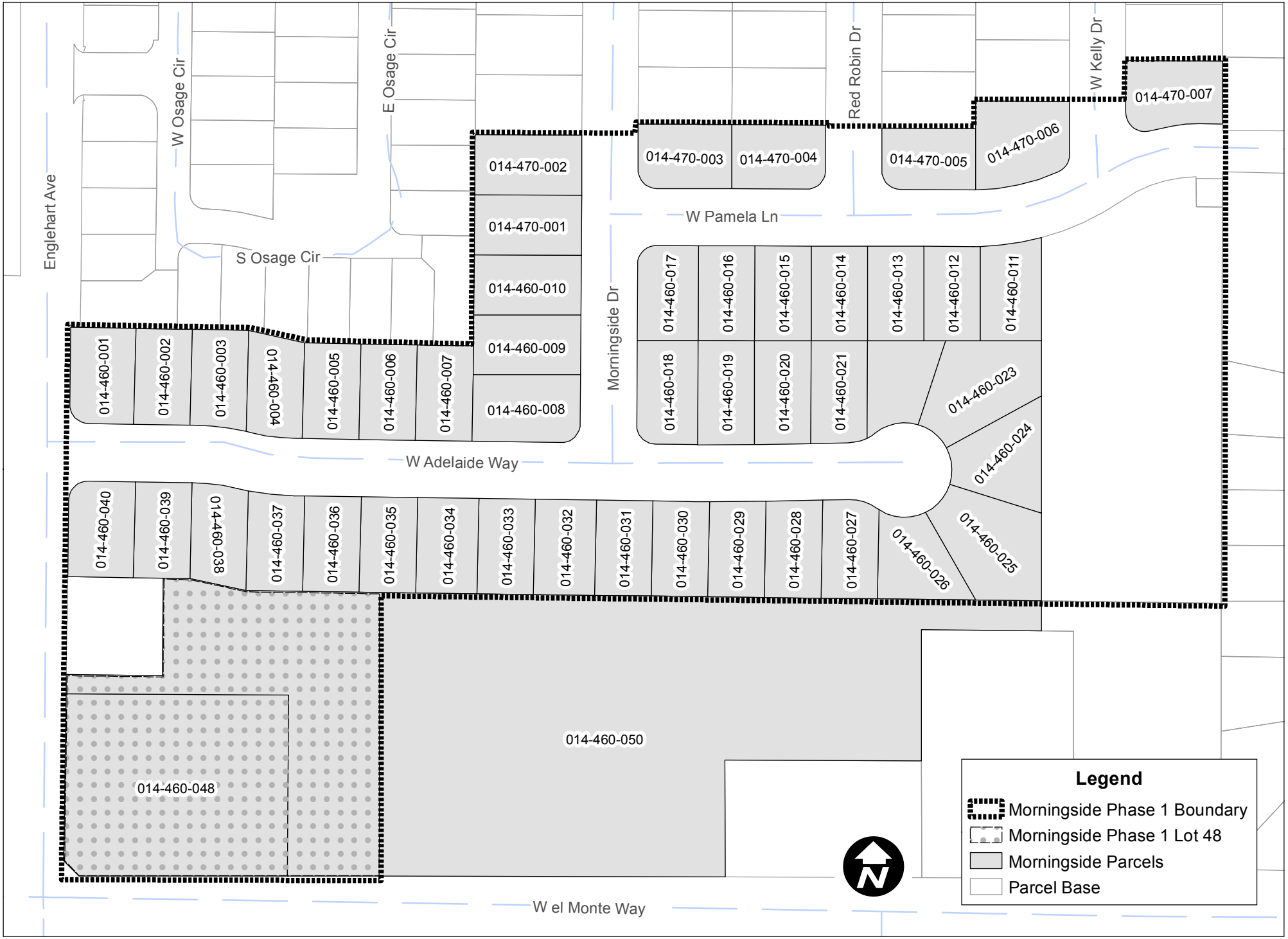

Dinuba - AD 98-02 Morningside

Dinuba - AD 99-01 Morningside Phase 2

Dinuba - AD 06-01 Sugar Plum-Villagio

Dinuba - AD 06-02 Citrus Heights

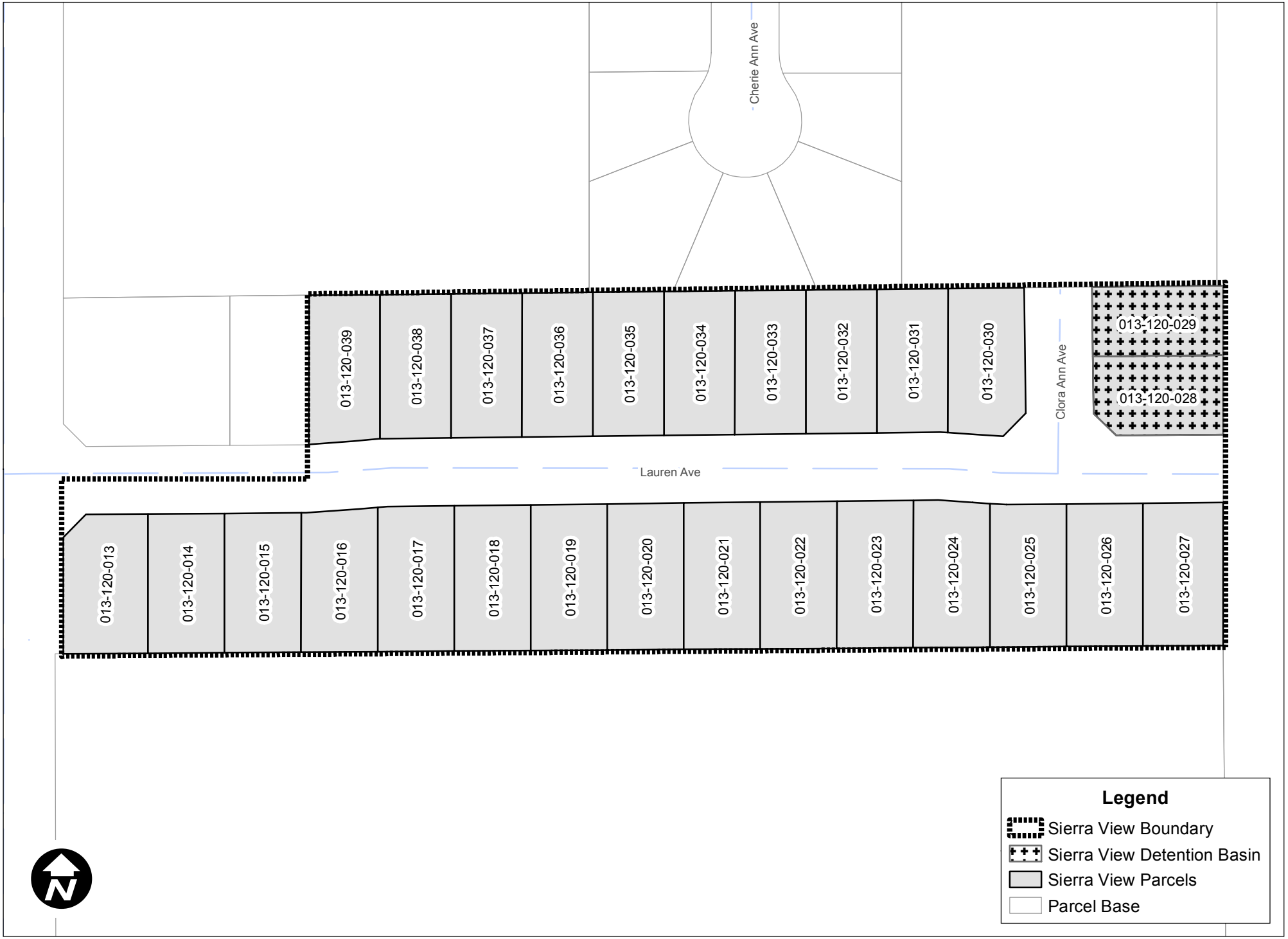

Dinuba - AD 06-03 Sierra View Estates

Dinuba - AD 06-04 Stony Creek

Dinuba - AD 08-01 Parkside-Muirfield

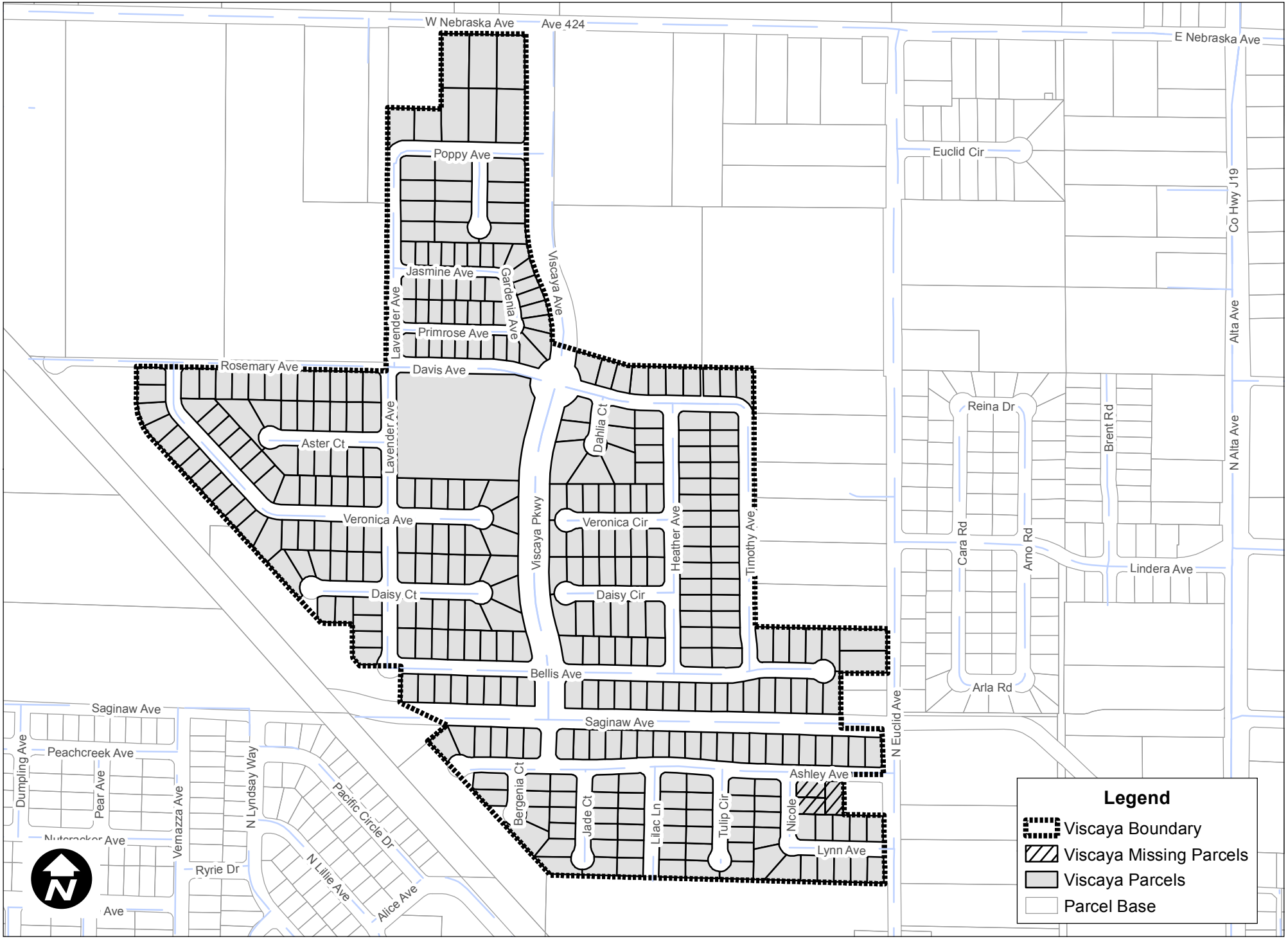

Dinuba - AD 09-01 Viscaya

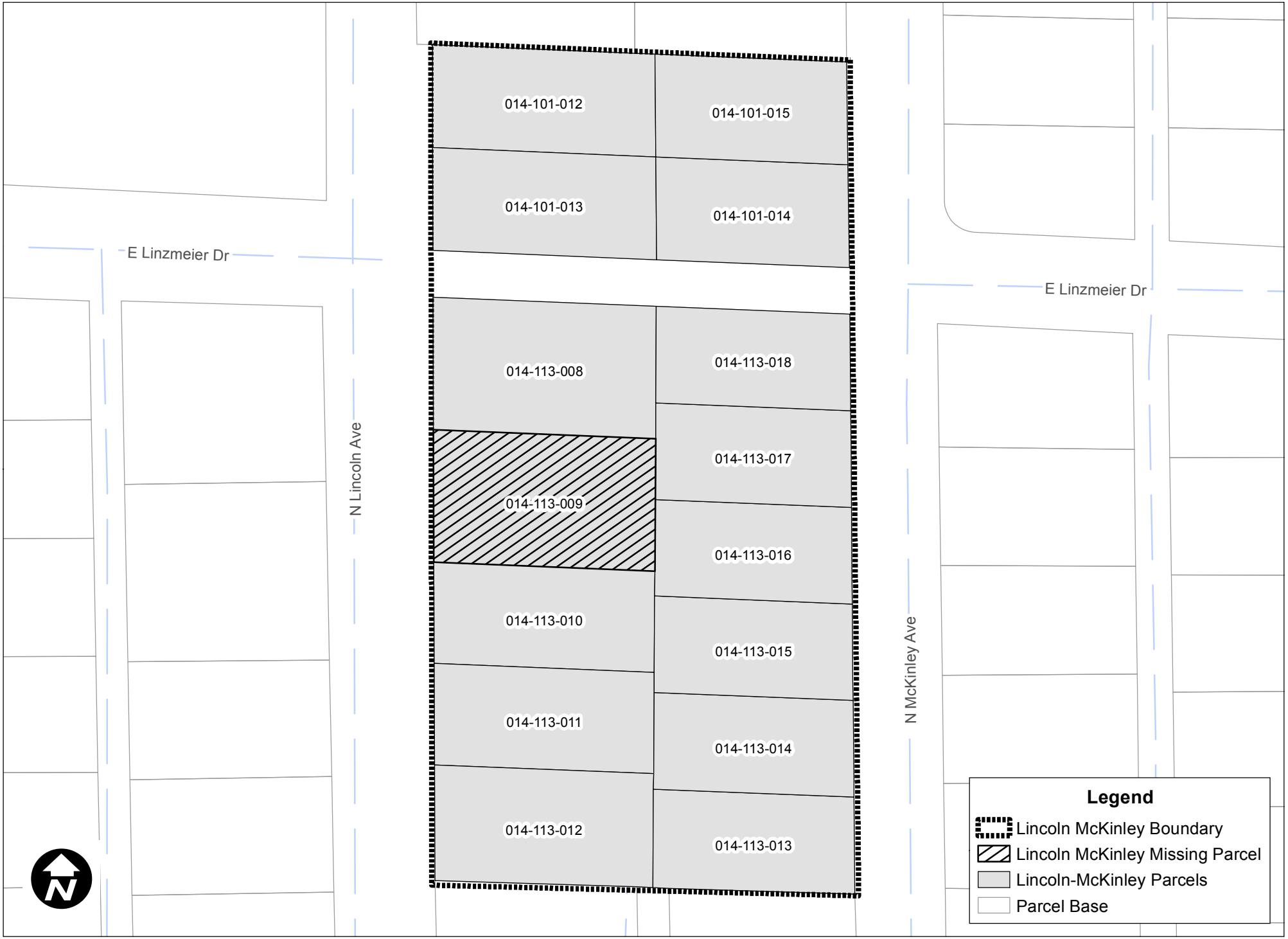

Dinuba - AD 10-02 Lincoln-McKinley

22. APPENDIX C: MAPS OF IMPROVEMENTS

The following pages contain maps of each assessment district referenced within this report, showing the location and type of the improvements funded by the assessments.

Note: The Nebraska district has undergone one parcel change and is notated on that map.

Dinuba - AD 89-01 Country Club Estates Improvements

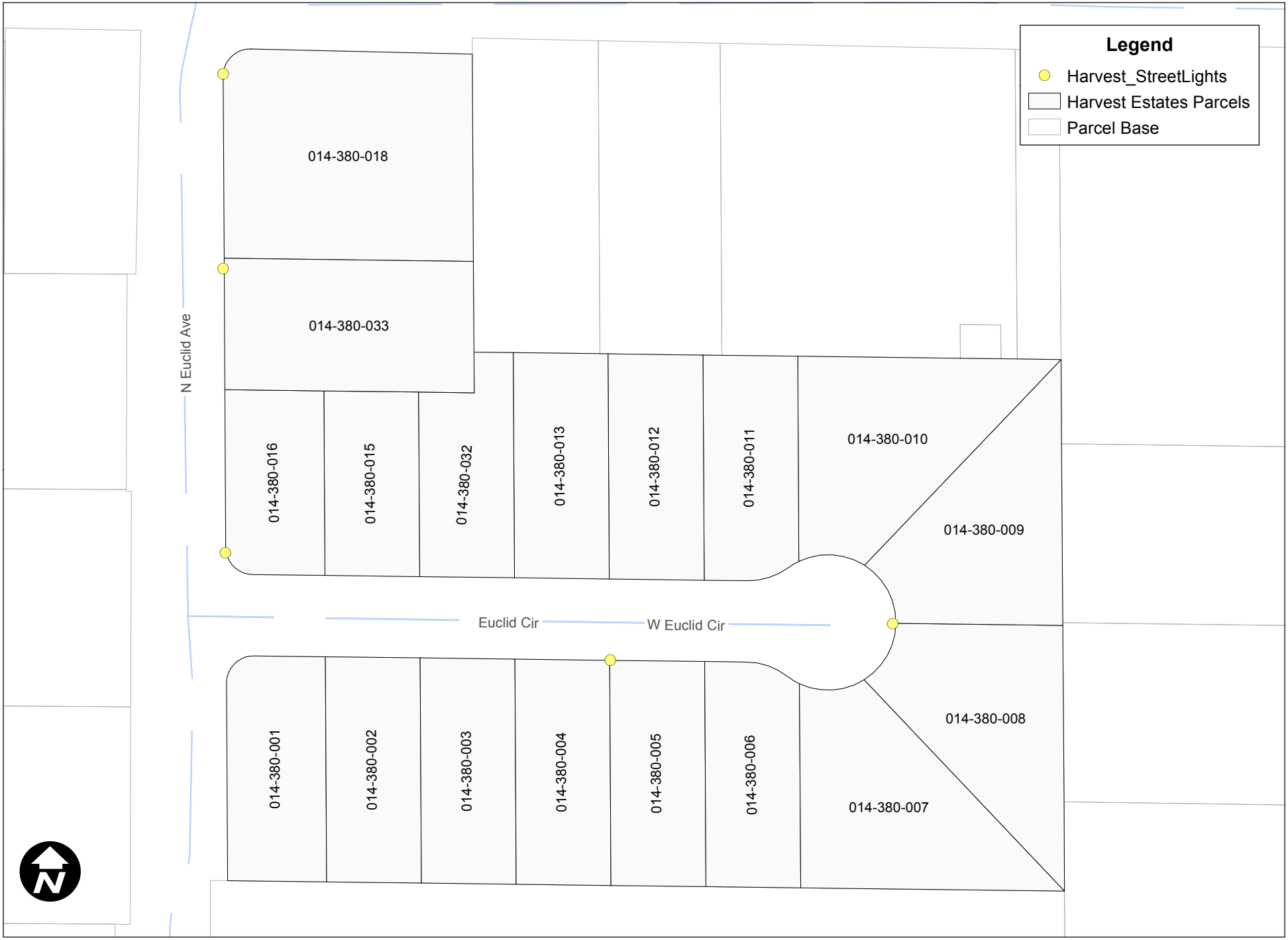

Dinuba - AD 90-01 Harvest Estates Improvements

Dinuba - AD 90-02 Peachwood Improvements

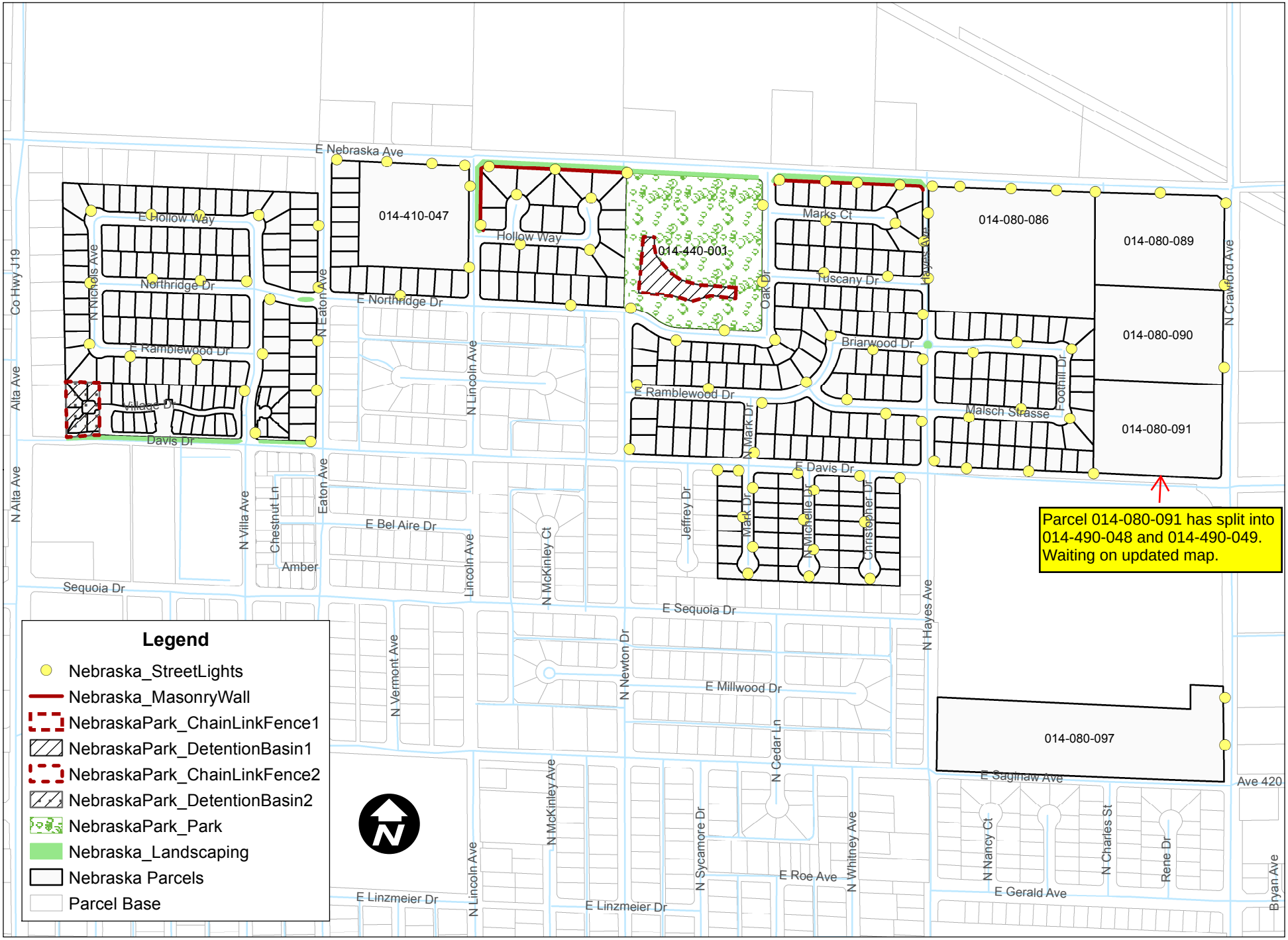

Dinuba - AD 92-01 Nebraska Park Improvements

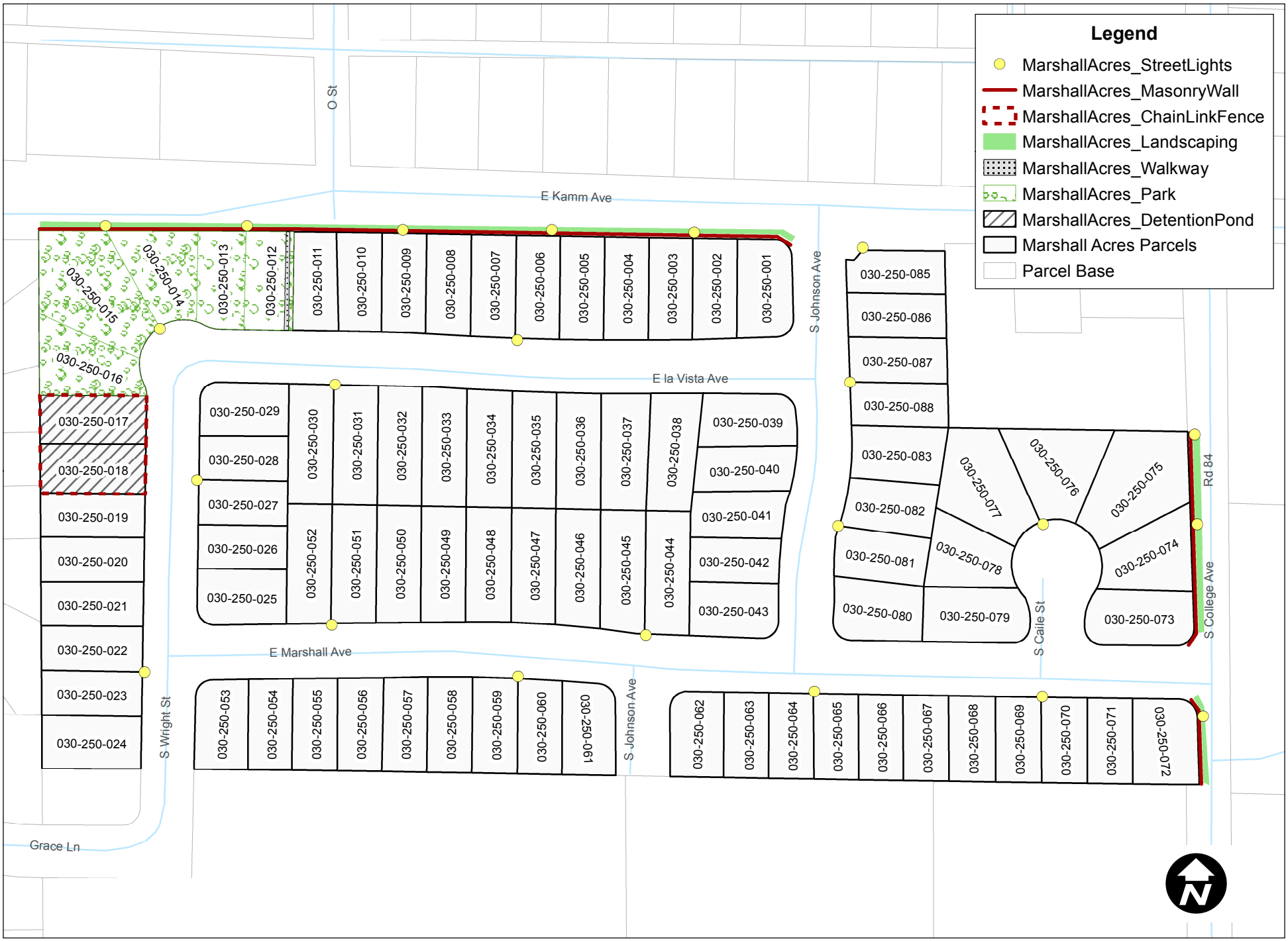

Dinuba - AD 93-01 Marshall Acres Improvements

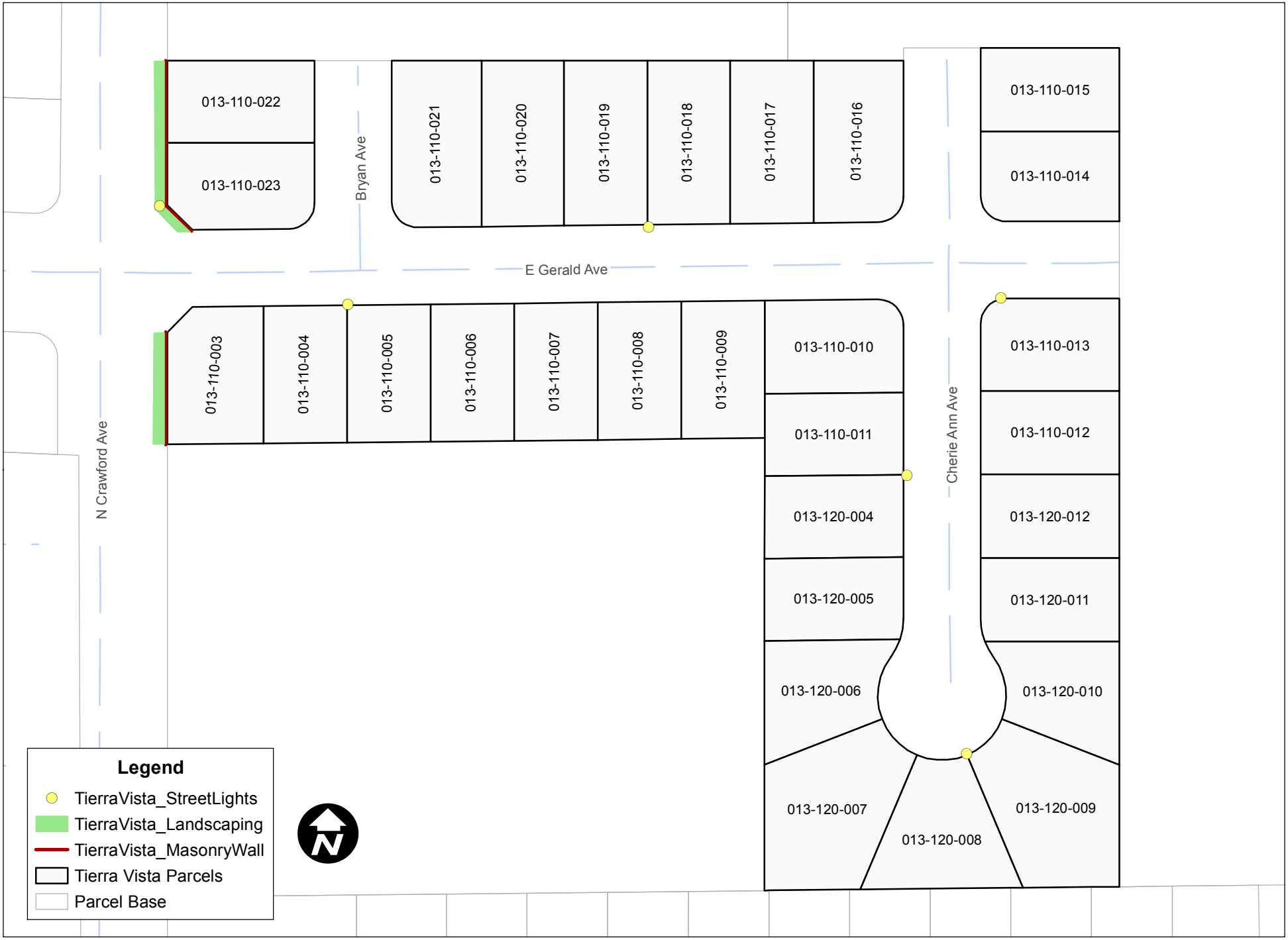

Dinuba - AD 95-01 Tierra Vista Improvements

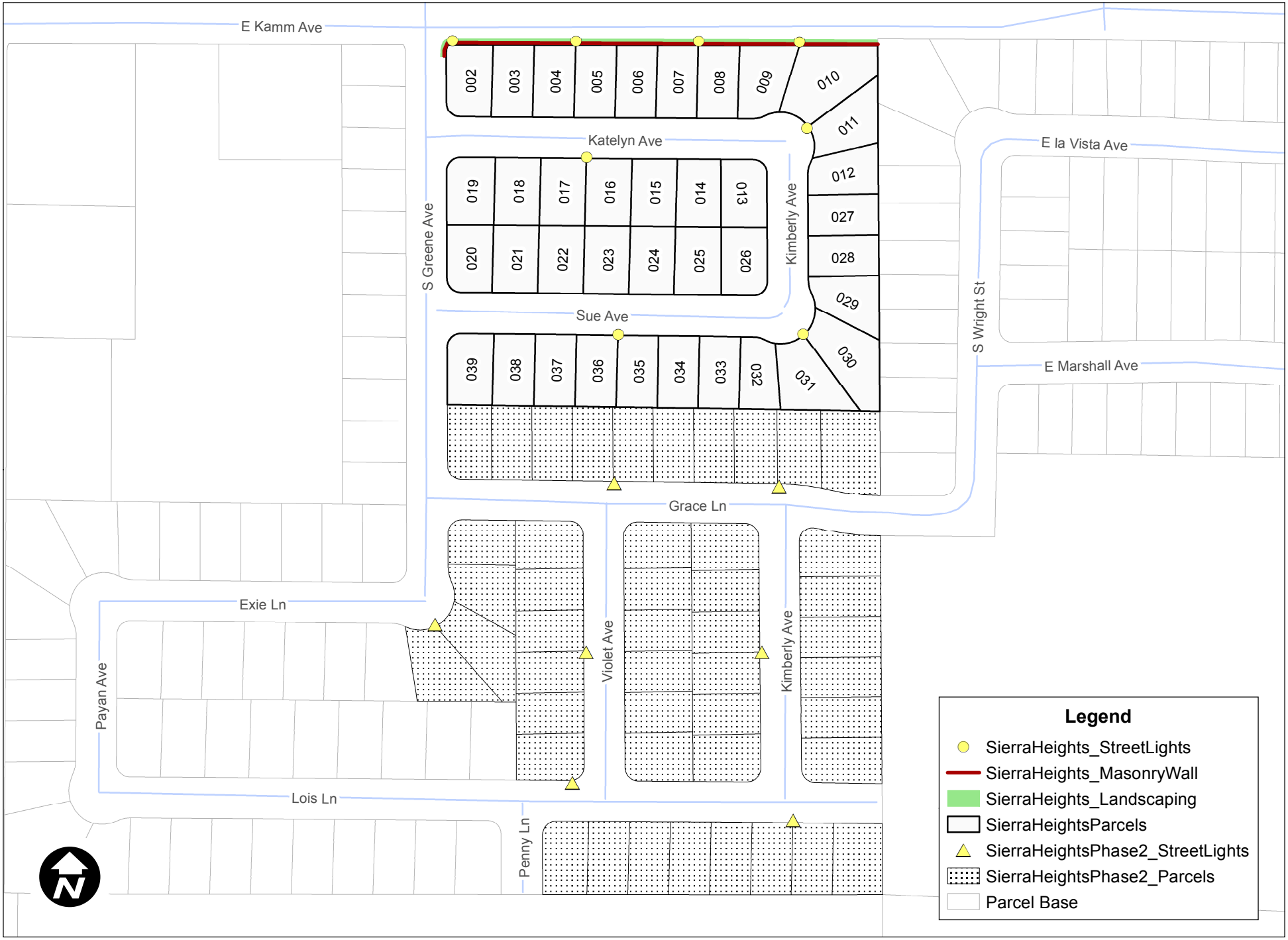

Dinuba - AD 95-02 Sierra Heights Improvements

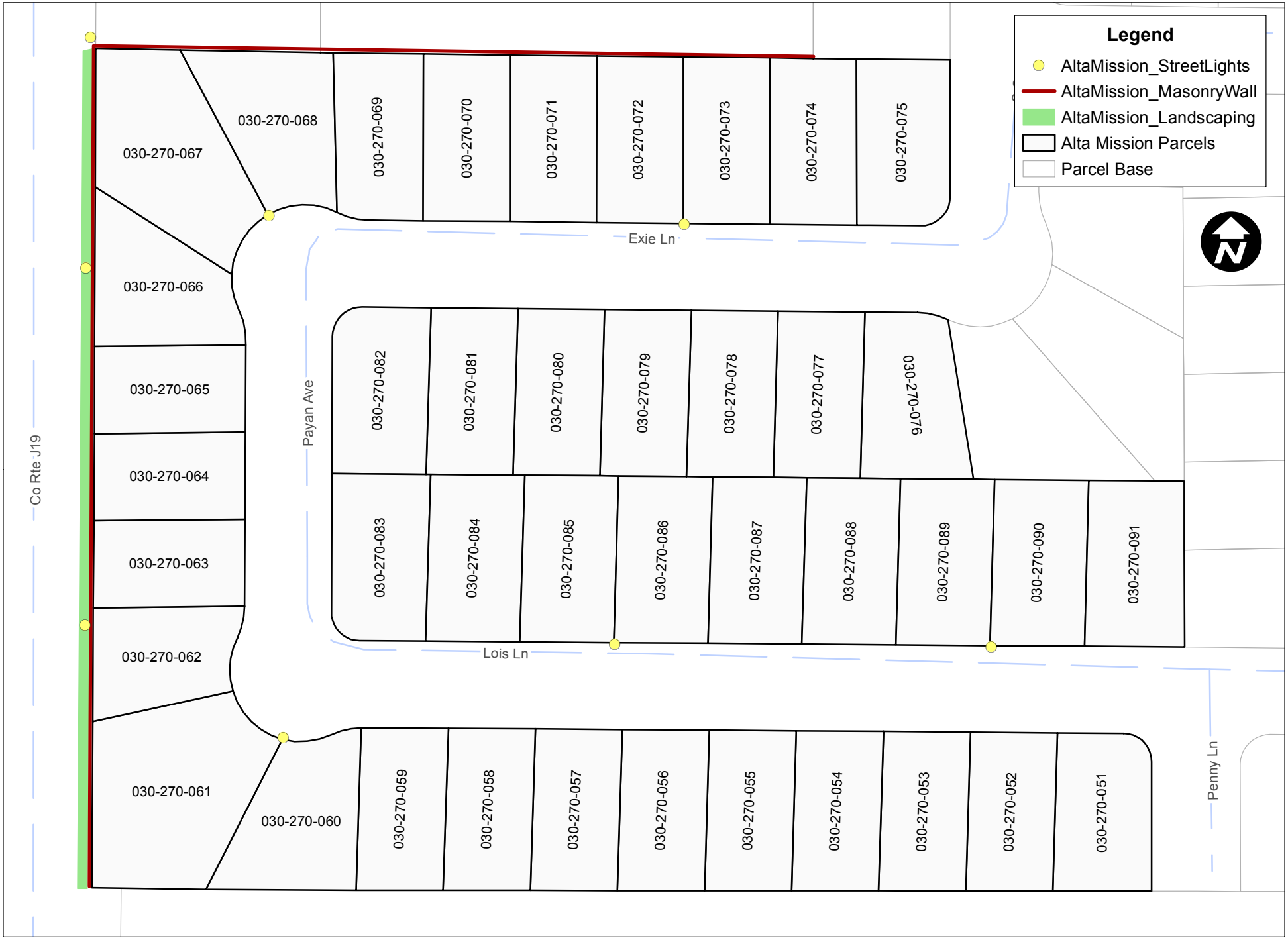

Dinuba - AD 98-01 Alta Mission Improvements

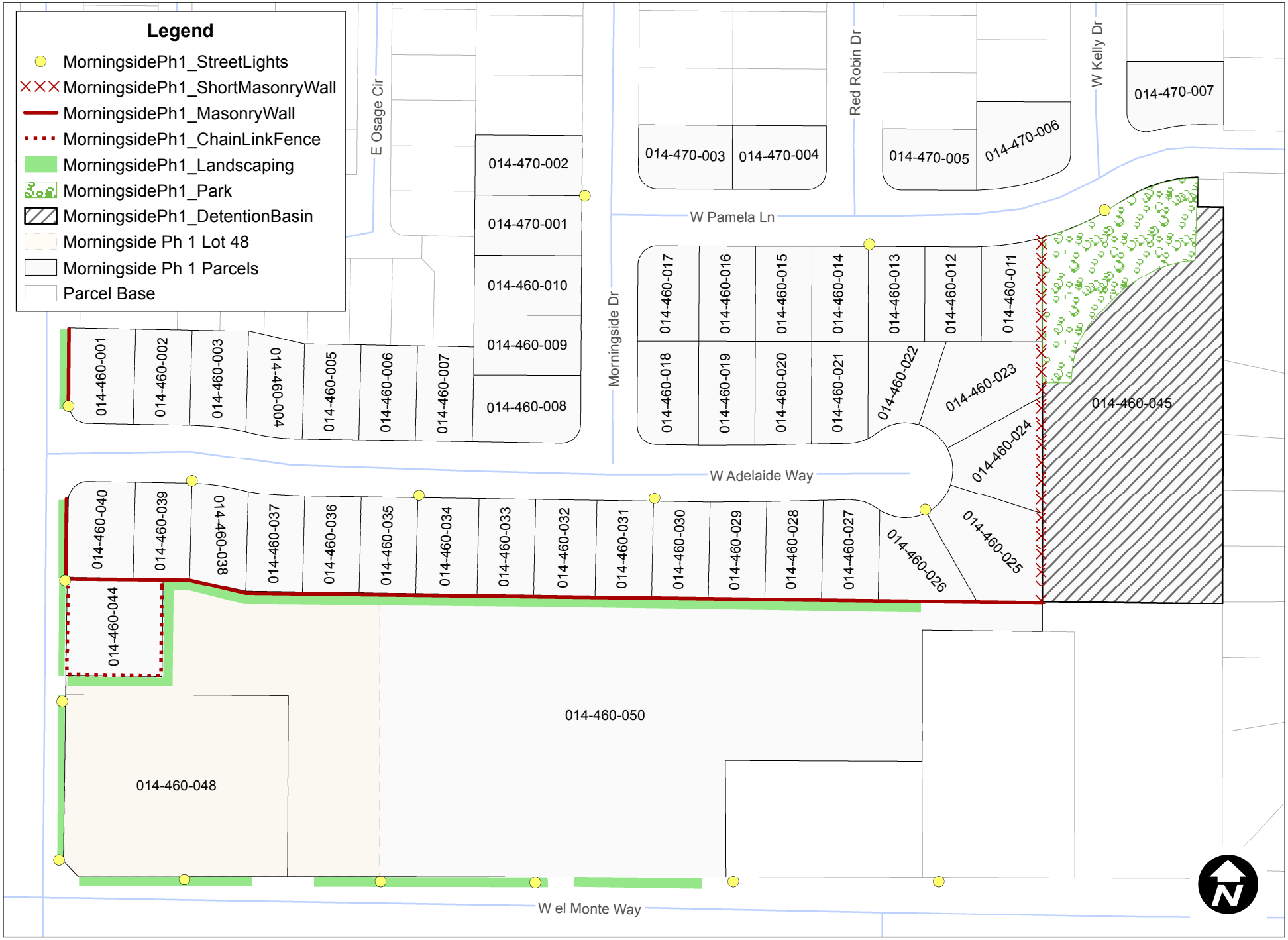

Dinuba - AD 98-02 Morningside Phase 1 Improvements

Dinuba - AD 99-01 Morningside Phase 2 Improvements

Dinuba - AD 06-01 Sugar Plum-Villagio Improvements

Dinuba - AD 06-02 Citrus Heights Improvements

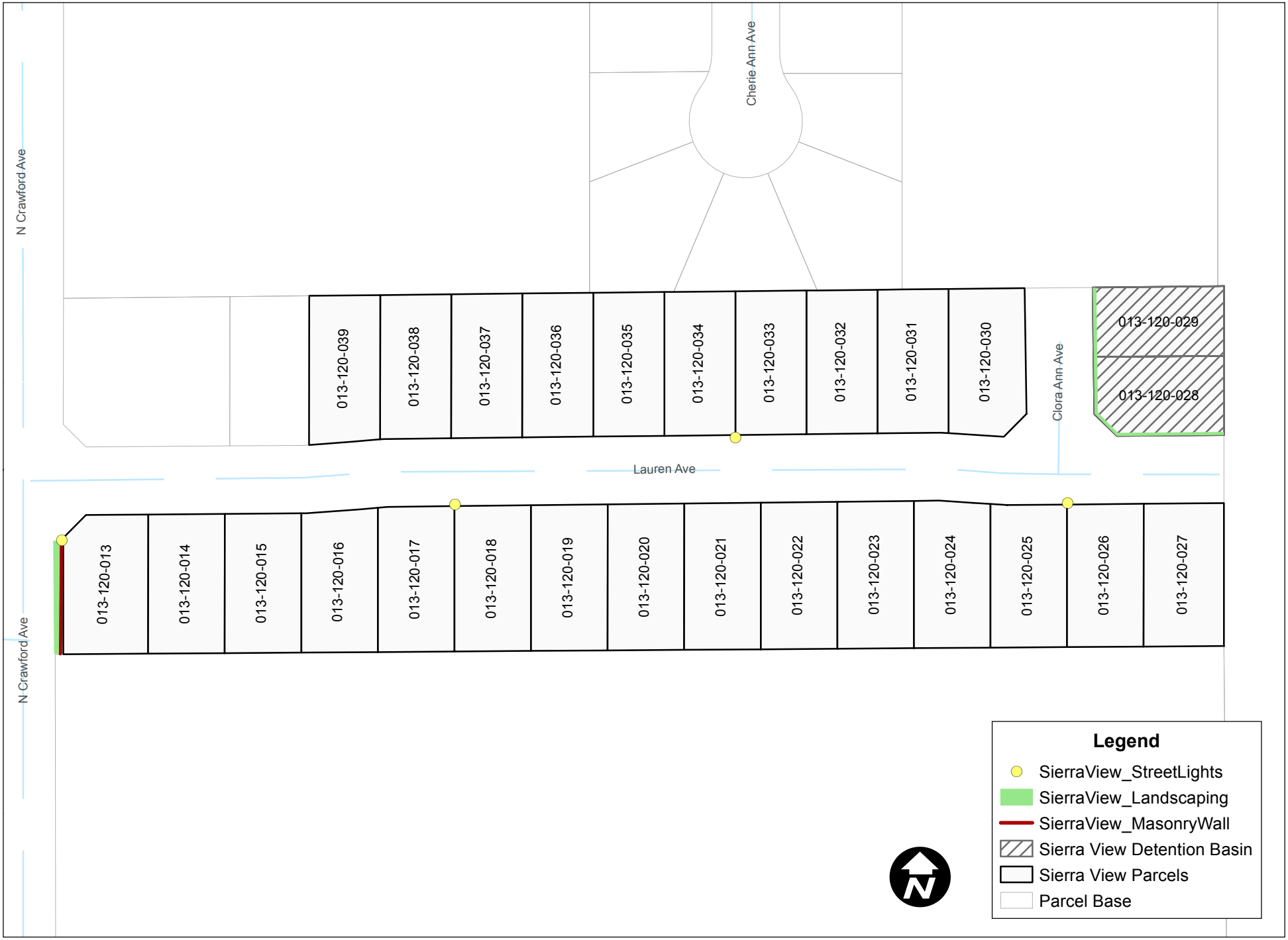

Dinuba - AD 06-03 Sierra View Improvements

Dinuba - AD 06-04 Stony Creek Improvements

Dinuba - AD 08-01 Parkside-Muirfield Improvements

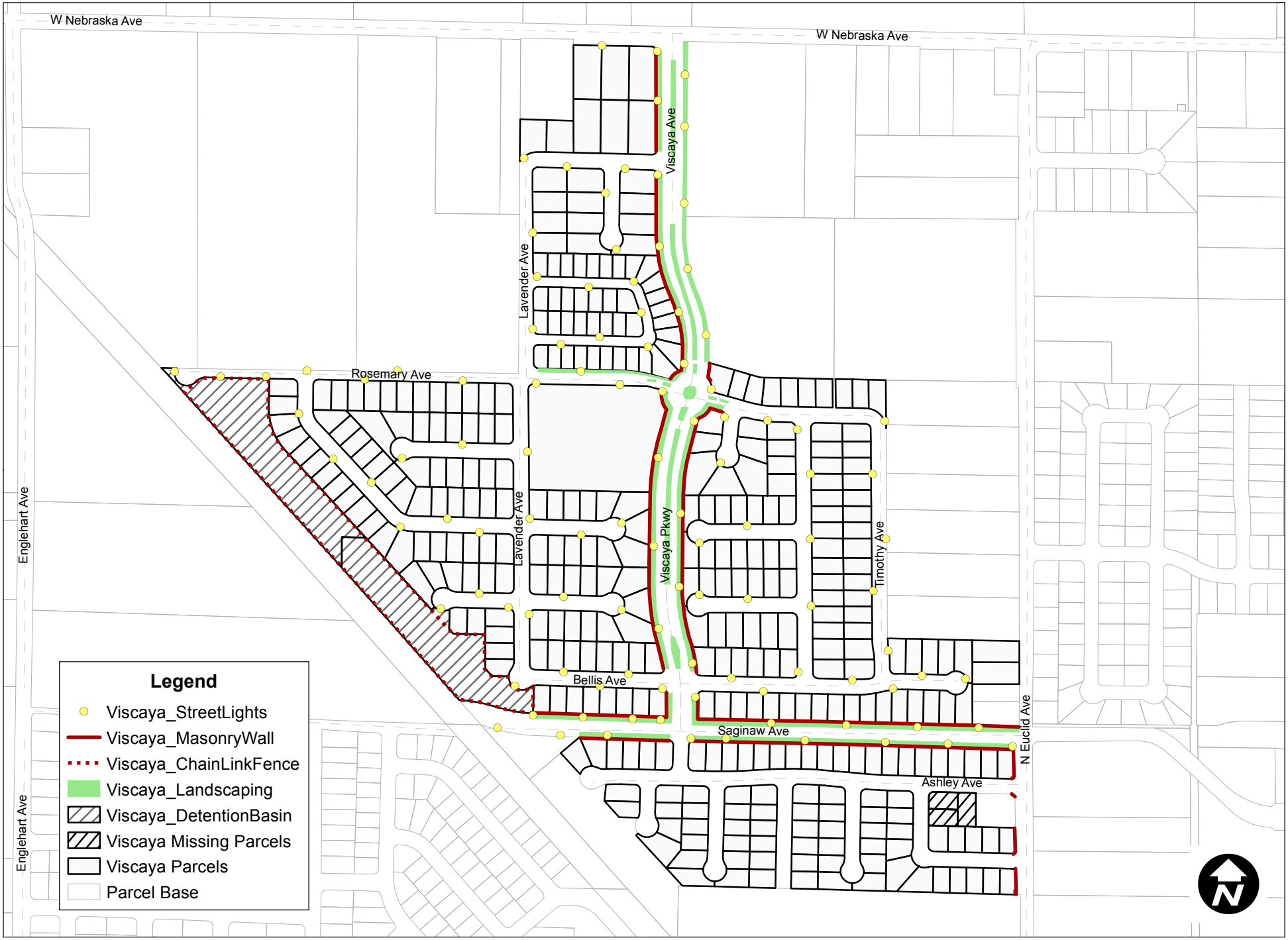

Dinuba - AD 09-01 Viscaya Improvements

Dinuba - AD 10-02 Lincoln-McKinley Improvements

City of Dinuba - Parkside Village Improvements

CITY OF DINUBA
Together, A Better Community
CALIFORNIA • 1906

City Council Staff Report

Department: ENGINEER/PLANNING June 9, 2020

To: Mayor and City Council

From: Jason Watts, City Engineer

By: Elva Patino, Fiscal Analyst II

Subject: Award of Contract for the South College Avenue and SJVRR Crossing Improvements (JW)

RECOMMENDATION

Council to award the contract for the South College and San Joaquin Valley Railroad (SJVRR) Crossing Improvements Project to R.J. Berry Jr., Inc. in the amount of $493,277.00, and authorize the City Manager or designee to execute the contract documents.

EXECUTIVE SUMMARY

On May 27, 2020, the City received seven bid proposals for the South College Ave. and SJVRR Crossing Improvements Project. The lowest responsive bid was received from R.J. Berry Jr., Inc. the amount of $493,277.00.

OUTSTANDING ISSUES

None.

DISCUSSION

Federal funding for the Railroad/Highway Grade Crossing Program is derived from the annual apportionment to the Surface Transportation Program and is reserved for the safety program defined by the Section 130 Railroad/Highway Crossing Improvements. Caltrans administers the funds and contracts with local agencies to fund crossing improvement projects.

Under the Railroad/Highway At-Grade Crossing Program, Section 130, the California Public Utilities Commission (CPUC) analyzed the existing College Avenue/SJVRR crossing with respect to vehicular travel, bicycle travel, pedestrian pathways, and rail traffic, and determined that the identified improvements will improve safety. On September 1, 2017 the CPUC approved this project with 100% federal funds through the Section 130 program.

The College Avenue and SJVRR Improvements Project will consist of concrete curb & gutter, sidewalk, drive approaches, a pedestrian refugee median island on Uruapan Way, Railroad crossing signal arms, and other miscellaneous safety improvement work along College Avenue. The completed improvements will create a safer crossing for Dinuba residents who currently travel along College Avenue.

Staff solicited bids and received a total of seven proposals by the May 27, 2020 deadline. The bids are summarized, as follows:

CONTRACTOR	BASE BID
R.J. Berry Jr., Inc.	493,277.00
Dave Christian Construction Co., Inc.	508,159.30
Bush Engineering, Inc.	549,803.00
Avison Construction Inc.	561,052.00
Dawson-Mauldin, LLC	566,824.00

CM Construction Services Inc.	631,858.40
DOD Construction	637,939.00

The lowest responsive bid was submitted by R.J. Berry Jr., Inc. in the amount of $493,277.00.

The City Engineer has reviewed the lowest responsive bid and is recommending that City Council award the construction contract for the College Avenue and SJVRR Crossing Improvements Project to R.J. Berry Jr., Inc. in the amount of $493,277. A copy of the bid from R.J. Berry Jr., Inc. is enclosed herein as Attachment 'A'.

FISCAL IMPACT

The project is funded 100% by Federal grant funds, with no local City matching funds required. The project totaling $493,277.00 is funded by the Rail and Mass Transportation fund.

PUBLIC HEARING

None.

ATTACHMENTS:

A. R.J. Berry Jr., Inc. Bid Proposal

Liberty Mutual Surety
Attention: LMS Claims
P.O. Box 34526
Seattle, WA 98124
Phone: 206-473-6210
Fax: 866-548-6837
Email: HOSCL@libertymutual.com
www.LibertyMutualSuretyClaims.com

The Ohio Casualty Insurance Company

BID OR PROPOSAL BOND

KNOW ALL MEN BY THESE PRESENTS, That we, R. J. Berry Jr., Inc.

of P. O. Box 468, Selma, CA 93662

(hereinafter called the Principal) as Principal, and The Ohio Casualty Insurance Company, with its principal office in the City of Boston, Massachusetts (hereinafter called the Surety), as Surety, are held and firmly bound unto City of Dinuba

of 405 E. El Monte Way, Dinuba, CA 93618

(hereinafter called the Obligee) in the penal sum of Ten Percent of Bid Amount

Dollars 10% of Bid lawful money of the United States, for the payment of which sum well and truly to be made, we bind ourselves, our heirs, executors, administrators, successors and assigns.

THE CONDITION OF THIS OBLIGATION IS SUCH, that whereas, the Principal has submitted the accompanying bid dated May 27, 2020 for College Avenue and SJVRR Crossing Improvements, Federal Project No. STPLR-7500(264)

NOW, THEREFORE, if the Obligee shall make any award according to the terms of said bid and the Principal shall enter into a contract with said Obligee in accordance with the terms of said bid and give bond for the faithful performance thereof within the time specified; or if no time is specified within thirty days after the date of said award; or if the Principal shall, in the case of failure so to do, indemnify the Obligee against any loss the Obligee may suffer directly arising by reason of such failure, not exceeding the penalty of this bond, then this obligation shall be null and void; otherwise to remain in full force and virtue.

Signed, sealed and dated: May 8, 2020

R. J. Berry Jr., Inc.
Principal

By: Robert J. Berry Jr., President

The Ohio Casualty Insurance Company

By: Dona Lisa Buschmann (Attorney-in-fact)

THE OHIO CASUALTY INSURANCE COMPANY INCORPORATED 1919 NEW HAMPSHIRE

LMS-20865e 11/17

ACKNOWLEDGMENT

A notary public or other officer completing this certificate verifies only the identity of the individual who signed the document to which this certificate is attached, and not the truthfulness, accuracy, or validity of that document.

State of California
County of Placer)

On MAY 8, 2020 before me, Jana B. Pilgard, Notary Public
(insert name and title of the officer)

personally appeared Dona Lisa Buschmann,
who proved to me on the basis of satisfactory evidence to be the person(s) whose name(s) is/are subscribed to the within instrument and acknowledged to me that he/she/they executed the same in his/her/their authorized capacity(ies), and that by his/her/their signature(s) on the instrument the person(s), or the entity upon behalf of which the person(s) acted, executed the instrument.

I certify under PENALTY OF PERJURY under the laws of the State of California that the foregoing paragraph is true and correct.

WITNESS my hand and official seal.

JANA B. PILGARD
COMM. # 2182533
NOTARY PUBLIC • CALIFORNIA
PLACER COUNTY
Comm. Expires MARCH 8, 2021

Signature _____ **(Seal)**

This Power of Attorney limits the acts of those named herein, and they have no authority to bind the Company except in the manner and to the extent herein stated.

Liberty Mutual Insurance Company
The Ohio Casualty Insurance Company
West American Insurance Company

Certificate No: **8200942-977442**

POWER OF ATTORNEY

KNOWN ALL PERSONS BY THESE PRESENTS: That The Ohio Casualty Insurance Company is a corporation duly organized under the laws of the State of New Hampshire, that Liberty Mutual Insurance Company is a corporation duly organized under the laws of the State of Massachusetts, and West American Insurance Company is a corporation duly organized under the laws of the State of Indiana (herein collectively called the "Companies"), pursuant to and by authority herein set forth, does hereby name, constitute and appoint, Julie A. Shiroma, Stephen D. Bender, Dona Lisa Buschmann, J. Buschmann, Edward D. Johnson, Robert D. Laux, Jana B. Pilgard, Kathy Rangel

all of the city of Sacramento state of California each individually if there be more than one named, its true and lawful attorney-in-fact to make, execute, seal, acknowledge and deliver, for and on its behalf as surety and as its act and deed, any and all undertakings, bonds, recognizances and other surety obligations, in pursuance of these presents and shall be as binding upon the Companies as if they have been duly signed by the president and attested by the secretary of the Companies in their own proper persons.

IN WITNESS WHEREOF, this Power of Attorney has been subscribed by an authorized officer or official of the Companies and the corporate seals of the Companies have been affixed thereto this 18th day of April, 2019.

LIBERTY MUTUAL INSURANCE COMPANY INCORPORATED 1912 MASSACHUSETTS
THE OHIO CASUALTY INSURANCE COMPANY INCORPORATED 1919 NEW HAMPSHIRE
WEST AMERICAN INSURANCE COMPANY INCORPORATED 1991 INDIANA

Liberty Mutual Insurance Company
The Ohio Casualty Insurance Company
West American Insurance Company

By: David M. Carey, Assistant Secretary

State of PENNSYLVANIA
County of MONTGOMERY ss

On this 18th day of April, 2019 before me personally appeared David M. Carey, who acknowledged himself to be the Assistant Secretary of Liberty Mutual Insurance Company, The Ohio Casualty Company, and West American Insurance Company, and that he, as such, being authorized so to do, execute the foregoing instrument for the purposes therein contained by signing on behalf of the corporations by himself as a duly authorized officer.

IN WITNESS WHEREOF, I have hereunto subscribed my name and affixed my notarial seal at King of Prussia, Pennsylvania, on the day and year first above written.

TERESA PASTELLA COMMONWEALTH OF PENNSYLVANIA NOTARY PUBLIC

COMMONWEALTH OF PENNSYLVANIA
Notarial Seal
Teresa Pastella, Notary Public
Upper Merion Twp., Montgomery County
My Commission Expires March 28, 2021
Member, Pennsylvania Association of Notaries

By: Teresa Pastella, Notary Public

This Power of Attorney is made and executed pursuant to and by authority of the following By-laws and Authorizations of The Ohio Casualty Insurance Company, Liberty Mutual Insurance Company, and West American Insurance Company which resolutions are now in full force and effect reading as follows:

ARTICLE IV – OFFICERS: Section 12. Power of Attorney.
Any officer or other official of the Corporation authorized for that purpose in writing by the Chairman or the President, and subject to such limitation as the Chairman or the President may prescribe, shall appoint such attorneys-in-fact, as may be necessary to act in behalf of the Corporation to make, execute, seal, acknowledge and deliver as surety any and all undertakings, bonds, recognizances and other surety obligations. Such attorneys-in-fact, subject to the limitations set forth in their respective powers of attorney, shall have full power to bind the Corporation by their signature and execution of any such instruments and to attach thereto the seal of the Corporation. When so executed, such instruments shall be as binding as if signed by the President and attested to by the Secretary. Any power or authority granted to any representative or attorney-in-fact under the provisions of this article may be revoked at any time by the Board, the Chairman, the President or by the officer or officers granting such power or authority.

ARTICLE XIII – Execution of Contracts: Section 5. Surety Bonds and Undertakings.
Any officer of the Company authorized for that purpose in writing by the chairman or the president, and subject to such limitations as the chairman or the president may prescribe, shall appoint such attorneys-in-fact, as may be necessary to act in behalf of the Company to make, execute, seal, acknowledge and deliver as surety any and all undertakings, bonds, recognizances and other surety obligations. Such attorneys-in-fact subject to the limitations set forth in their respective powers of attorney, shall have full power to bind the Company by their signature and execution of any such instruments and to attach thereto the seal of the Company. When so executed such instruments shall be as binding as if signed by the president and attested by the secretary.

Certificate of Designation – The President of the Company, acting pursuant to the Bylaws of the Company, authorizes David M. Carey, Assistant Secretary to appoint such attorneys-in-fact as may be necessary to act on behalf of the Company to make, execute, seal, acknowledge and deliver as surety any and all undertakings, bonds, recognizances and other surety obligations.

Authorization – By unanimous consent of the Company's Board of Directors, the Company consents that facsimile or mechanically reproduced signature of any assistant secretary of the Company, wherever appearing upon a certified copy of any power of attorney issued by the Company in connection with surety bonds, shall be valid and binding upon the Company with the same force and effect as though manually affixed.

I, Renee C. Llewellyn, the undersigned, Assistant Secretary, The Ohio Casualty Insurance Company, Liberty Mutual Insurance Company, and West American Insurance Company do hereby certify that the original power of attorney of which the foregoing is a full, true and correct copy of the Power of Attorney executed by said Companies, is in full force and effect and has not been revoked.

IN TESTIMONY WHEREOF, I have hereunto set my hand and affixed the seals of said Companies this 8th day of May, 2020.

LIBERTY MUTUAL INSURANCE COMPANY INCORPORATED 1912 MASSACHUSETTS
THE OHIO CASUALTY INSURANCE COMPANY INCORPORATED 1919 NEW HAMPSHIRE
WEST AMERICAN INSURANCE COMPANY INCORPORATED 1991 INDIANA

By: Renee C. Llewellyn, Assistant Secretary

Not valid for mortgage, note, loan, letter of credit, currency rate, interest rate or residual value guarantees.

To confirm the validity of this Power of Attorney call 1-610-832-8240 between 9:00 am and 4:30 pm EST on any business day.

MAY 22, 2020

ADDENDUM NO. 1
CITY OF DINUBA

COLLEGE AVENUE AND SJVRR CROSSING IMPROVEMENTS
FEDERAL PROJECT NO. STPLR-7500(264)

NOTICE

Notice is hereby given that the plans and specifications for this project have been revised as prescribed by this Addendum. It is mandatory that all bidders comply with the changes detailed herein. This Addendum shall be signed by the Bidder and attached to the inside of the Contract Documents. All changes, omissions, additions and alterations in, on and to the Contract Documents and Specification will apply to proposals made for the execution of the various parts of the work affected thereby. Careful note of this Addendum shall be taken by all parties of interest so that the proper allowance may be made in all computations, estimates and contracts, and all trades affected shall be fully advised in the performance of the work which will be required by them. In cases of conflict between the Plans, Specifications and this Addendum, this Addendum shall govern.

1. **SPECIFICATIONS, NOTICE INVITING BIDS**

   Due to precautions related to COVID-19, sealed proposals **will not** be delivered to the office of the City Clerk. Sealed proposals **shall be** delivered to the office of the City Engineer at Yamabe & Horn Engineering Inc., 2985 N. Burl Avenue, Suite 101, Fresno, CA 93727.

   The first paragraph on page NIB-1 of the project specifications shall be revised as shown below:

   "Sealed proposals will be received at the office of the City Engineer, 2985 N. Burl Avenue, Suite 101, Fresno, CA, 93727, until **Wednesday, May 27th, 2020 at 2:00 p.m.,** at which time they will be publicly opened and read in said building for construction in accordance with the specifications therefore, to which special reference is made as follows:"

2. **RESPONSE TO BIDDER INQUIRES**

   Question #1:
   Will night or off-peak hours be enforced for the signage and striping?

   Answer #1:
   This Project will not require night and/or off-peak hours for the signage and striping.

   Question #2:
   Is grinding an acceptable method for striping removal?

   Answer #2:
   Grinding is an acceptable method for removing striping.

Question #3:
Is the aggregate base underneath the valley gutter paid under Bid Item No. 7?

Answer #3:
The aggregate base located underneath the valley gutter shall be included in Bid Item No. 11.

Question #4:
Is rip rap, truncated domes at the RR tracks, curb at the median at College and Uruapan, Rolling Chain link Gate, Timber Barricades, sidewalk drains, stamped concrete at RR tracks, and 1-inch water service to be included under Bid Item 27?

Answer #4:
The rip rap, truncated domes at the RR tracks, and sidewalk drains are included in Bid Item No. 27, as shown on pages SP2-6 and SP2-7 of the project Specifications.

The concrete median curb and stamped concrete is included in Bid Item No. 12, as shown on page SP2-3 of the project Specifications.

Bid Item 28 was added to include the installation of the 1" water service.

The adjustment of the rolling gate and installation of the timber barricade shall be included in Bid Item No. 27.

Question #5:
Does drive approach item cover the entire area from back of curb to match point at the property line?

Answer #5:
Bid Item #23 includes the concrete drive approach wings, throat of the approach, and the sidewalk behind the drive approach width as delineated on page SP2-5 of the project specifications.

Question #6:
What area is included in the sidewalk, Type I ramp, and Type II bid items?

Answer #6:
This information is delineated in section SP2.1 of the project specifications and detail G on sheet 7 of the plan set.

Question #7
Where is the existing SD grate, to be adjusted, located at?

Answer #7
The existing grate is located at the northeast corner of College Avenue and Golden Way.

3. SPECIFICATIONS, TABLE OF CONTENTS

The table of content pages shall be replaced with the pages attached to this addendum.

4. SPECIFICATIONS, BID PROPOSAL

The bid proposal form has been revised to include one additional bid item (Bid Item No. 28 Install 1" Water Service). Contractor shall replace all the bid proposal forms with the bid proposal forms attached.

5. SPECIFICATIONS, EXPLANATION OF BID ITEMS

The Explanation of Bid Items shall be revised to include one additional bid item as follows:

BID ITEM NO. 28 - INSTALL 1" WATER SERVICE

This item is bid per each, complete and in place, and shall be constructed per the plans and conform to the provisions of Section 21 of these Specifications.

This bid item shall include the cost of connecting to existing water facilities, installation of the water service, utility box, lid, thrust blocks, etc. per City Standard W-7 and no additional payment will be made therefor.

Water meter will be furnished and installed by the City.

This item shall also include the cost of trenching as necessary to install each water service, and the cost of restoration of the trench surface per City Standard W-10.

6. SPECIFICATIONS, EXPLANATION OF BID ITEMS

The title and explanation of "Bid Item No. 17 – Adjust Existing Storm Drain Grate" shall be replaced with the following:

"BID ITEM NO. 17 – REPLACE AND ADJUST EXISTING STORM DRAIN GRATE

This bid item is bid per each existing storm drain grate replaced and adjusted per the plans and in conformance with the provisions of Section 20 of these specifications.

Included in this bid item is the removal of the existing grate, installation of a new ADA compliant and traffic rated grate, and adjusting of said grate to finished grade.

7. SPECIFICATIONS, EXPLANATION OF BID ITEMS

The Explanation of Bid Item No. 27 shall be revised to include the following:

1. Adjusting the existing chain link rolling gate as necessary for a complete and operational gate. Contractor shall relocate and readjust the rolling gate accordingly to tie into the block wall.
2. Installation of temporary timber barricades.

Bidders Acknowledgment

Bidder's Authorized Representative

Robert J. Berry Jr., President

Jason Watts, P.E.

City Engineer

PROPOSAL TO THE CITY OF DINUBA
COLLEGE AVENUE AND SJVRR CROSSING IMPROVEMENTS
FEDERAL PROJECT NO. STPLR-7500(264)
IN THE CITY OF DINUBA

The work to be done and referred to herein is in the City of Dinuba, State of California, and located within existing or street rights of way or City-owned property. All work will be considered on the basis of the total bid for furnishing and placing the materials complete as specified.

TO THE CITY COUNCIL:

The undersigned, as bidder, declares that the only persons or parties interested in this proposal as principals are those named herein; that this proposal is made without collusion with any other person, firm, or corporation; that he has carefully examined the location of the proposed work, the annexed proposal form of contract, and plans herein referred to; and he proposes and agrees if this proposal is accepted, that he will contract with the City of Dinuba to provide all necessary machinery, tools, apparatus, and other means of construction, and to do all of the work and furnish all the materials specified in the contract in the manner and time therein prescribed, and according to the requirements of the Engineer as therein set forth; and that he will take in full payment therefore, the following prices, to wit:

BASE BID:

ITEM NO.	ESTIMATED QUANTITY	UNIT	DESCRIPTION AND UNIT PRICE IN WORDS	UNIT PRICE	TOTAL AMOUNT
1.	LUMP SUM	L.S.	Mobilization and Demobilization (Not to Exceed $35,000) at Thirty Thousand Dollars no Cents per L.S.	LUMP SUM	30,000.00
2.	LUMP SUM	L.S.	Traffic and Dust Control at Twenty Thousand Dollars no Cents per L.S.	LUMP SUM	20,000.00
3.	LUMP SUM	L.S.	Clearing and Grubbing at Twenty-five Thousand Dollars no Cents per L.S.	LUMP SUM	25,000.00
4.	21,010	S.F.	Asphalt Concrete Grinding at Fifty Cents per S.F.	0.50	10,505.00

ITEM NO.	ESTIMATED QUANTITY	UNIT	DESCRIPTION AND UNIT PRICE IN WORDS	UNIT PRICE	TOTAL AMOUNT
5.	552	C.Y.	Roadway Excavation at Eighty-five dollars NO CENTS per C.Y.	85.00	46,920.00
6.	592	TON	Hot Mix Asphalt, Type 'A' at One Hundred dollars NO CENTS per TON	100.00	59,200.00
7.	508	TON	Aggregate Base, CL II at Fifty-four dollars NO CENTS per TON	54.00	27,432.00
8.	762	TON	Aggregate Subbase at Twenty-six dollars NO CENTS per TON	26.00	19,812.00
9.	2,334	S.Y.	Apply Fog Seal at Fifty Cents per S.Y.	0.50	1167.00
10.	909	L.F.	Construct Concrete Curb and Gutter at Forty-five dollars NO CENTS per L.F.	45.00	40,905.00
11.	324	S.F.	Construct Concrete Valley Gutter at Twenty dollars NO CENTS per S.F.	20.00	6480.00
12.	1	EA.	Construct Concrete Pedestrian Refuge at Ten Thousand dollars NO CENTS per EA.	10,000.00	10,000.00

ITEM NO.	ESTIMATED QUANTITY	UNIT	DESCRIPTION AND UNIT PRICE IN WORDS	UNIT PRICE	TOTAL AMOUNT
13.	4,257	S.F.	Construct Concrete Sidewalk at Ten dollars No Cents per S.F.	10.00	42,570.00
14.	121	L.F.	Construct 6' High CMU Wall at Two Hundred dollars No Cents per L.F.	200.00	24,200.00
15.	1	EA.	Install 2" Water Service at Five Thousand dollars No Cents per EA.	5000.00	5000.00
16.	2	EA.	Adjust Existing Sanitary Sewer Manhole at One Thousand Five Hundred dollars No Cents per EA.	1,500.00	3000.00
17.	1	EA.	Replace and Adjust Existing Storm Drain Grate at Two Thousand Five hundred dollars No Cents per EA.	2,500.00	2,500.00
18.	908	S.F.	Landscape Planting at Six dollars Fifty Cents per S.F.	6.50	5902.00
19.	908	S.F.	Install Irrigation System at Five dollars Fifty Cents per S.F.	5.50	4994.00
20.	241	L.F.	Install 3' High Fence Railing at Ninety dollars No Cents per L.F.	90.00	21,690.00

ITEM NO.	ESTIMATED QUANTITY	UNIT	DESCRIPTION AND UNIT PRICE IN WORDS	UNIT PRICE	TOTAL AMOUNT
21.	5	EA.	Construct Concrete Type I Curb Ramp at One Thousand Four Hundred dollars No Cents per EA.	1400.00	7000.00
22.	3	EA.	Construct Concrete Type II Curb Ramp at One Thousand Six Hundred dollars No Cents per EA.	1600.00	4800.00
23.	780	S.F.	Construct Concrete Commercial Drive Approach at Fifteen dollars No Cents per S.F.	15.00	11,700.00
24.	LUMP SUM	L.S.	Install Pavement Striping and Signage and Markings at Eighteen Thousand Five Hundred dollars No Cents per L.S.	LUMP SUM	18,500.00
25.	LUMP SUM	L.S.	Acquire City Encroachment Permit at Twenty Thousand dollars No Cents per L.S.	LUMP SUM	20,000.00
26.	10	DAY	Railroad Flagging at One Thousand and Fifty Dollars per DAY	$1,050 .	$10,500
27.	LUMP SUM	L.S.	Miscellaneous Street Facilities and Operations at Ten Thousand dollars No Cents per L.S.	LUMP SUM	10,000.00
28.	1	EA.	Install 1" Water Service at Three Thousand Five Hundred dollars No Cents per EA.	3500.00	3500.00

TOTAL AMOUNT OF BASE BID, ITEMS 1 THRU 28 $ 493,277.00

Total amount of Base Bid, Items 1 thru 28 is (in words)

Four Hundred ninety-Three Thousand Two Hundred Seventy-Seven dollars Dollars and NO cents.

IN CASE OF DISCREPANCY BETWEEN WORDS AND FIGURES, THE WORDS SHALL PREVAIL

The bidder shall set forth for each item of work, in clearly legible figures, an item price and a total for the item in the respective spaces provided for this purpose. In the case of unit basis items, the amount set forth under the "Total" column shall be the extension of the item price bid on the basis of the estimated quantity for the item. In case of discrepancy between the item price and the total set forth for the item, the item price shall prevail, provided, however, if the amount set forth as an item price is ambiguous, unintelligible or uncertain for any cause, or is omitted, the amount set forth in the "Total" column for the item shall prevail in accordance with the following.

1. As to lump sum items, the amount set forth in the "Total" column shall be the item price.

2. As to unit basis items, the amount set forth in the "Total" column shall be divided by the estimated quantity for the item and the price obtained shall be the item price.

If this proposal shall be accepted and the undersigned shall fail to contract, as foresaid, and to give the two bonds in the sums to be determined as foresaid, with surety satisfactory to the Owner, within eight (8) days not including Saturdays, Sundays and legal holidays, after the bidder has received notice of award of the contract, the Owner, at its option, may determine that the bidder has abandoned the contract, and thereupon this proposal and the acceptance thereof shall be null and void, and the forfeiture of such security accompanying this proposal shall operate and the same shall be the property of the Owner.

A certified or cashier's check made payable to the City or a bid bond in favor of said City for 10 Percent of Bid Amount ($ 10 Percent of Bid Amount), which amount is not less than 10 percent (10%) of the total amount of this proposal, is attached hereto and is given as a guarantee that the undersigned will execute a Contract and furnish the required bonds if awarded the contract and in case of failure to do so within ten days from notice of award the same will be forfeited to the City.

The undersigned certified that he has a valid license as Contractor in the State of California, for Class A & B, the number of which is 433753, and the expiration date of which is 01/31/2021. The undersigned also certifies that he is registered with the Department of Industrial Relations with DIR Number 1000004267.The representations made herein are made under penalty of perjury.

Signature of bidder, with business name, address and telephone number.

(1) R.J. Berry Jr., Inc.
Bidding Firm

(2) A California Corporation
(Corp.) (Indiv.)(Partner)

(3) P.O. Box 468/2020 High Street, Suite B
Business Address

Selma, CA 93662
City State Zip

(559) 896-1680
Area Code Telephone

(4)
Signature of Authorized Person

Robert J. Berry Jr., Inc.
Type or Print Name of Authorized Person

(PLEASE SEE THE FOLLOWING INSTRUCTION REGARDING SIGNATURE)

(1) If the bidder is an individual, enter name here in current style used in business, if a joint venture, exact names of all persons and / or entities participating in the joint venture; if a partnership, the correct trade style used in the partnership; if a corporation, the exact name of the corporation under which it is currently incorporated and operating.

(2) If bidder is other than and individual, identify here its character, i.e. joint venture, partnership, corporation (including state of corporation), etc. If bidder is an individual operating under a fictitious or trade name, state "Individual DBA (trade name in full)".

(3) State on this line the address to which all communications and notices regarding the Bid Proposal and any contract awarded thereunder, are to be addressed.

(4) If bidder is: (i) a joint venture, signature must be one of the joint ventures, and if any of the joint ventures is a partnership or corporation each participating partnership must sign by a general partner, and each participating corporation by an authorized officer or employee; (ii) a partnership, by a general partner, or (iii) a corporation, by an authorized officer or employee. The title of the person signing must appear his signature. Where a partnership or corporation is a bidder or signer the name of all other general partners and/or the names of the president and secretary of the corporation and their business address must be shown below:

Robert J. Berry Jr., President

Linda J. Berry, Secretary/Treasurer

Paul D. Bibb, Vice President

R.J. Berry Jr., Inc.
2020 High St., Suite B
Selma, Ca. 93662

NOTE:

All signatures must be printed under written signature.

NOTE:

All addresses must be complete with street number, city and state.

NOTE:

Bidders maybe required to provide any and all other names and/or form(s) of organization (s) under which business has been done in the prior five (5) years.

NOTE:

Bidders maybe required to provide any and all other names and / or forms(s) of organization (s) under which business has been done in the prior five (5) years.

DESIGNATION OF SUBCONTRACTORS

Pursuant to the provisions of Sections 4100 to 4113, inclusive, of the Public Contract Code of the State of California, the undersigned hereby designates below, for the project, opposite various portions of the work, the names and locations of the places of business of each subcontractor who will perform work or labor in an amount in excess of one-half of one percent (1/2 of 1%) of the amount of the total bid. All work not listed below shall be performed by the undersigned bidder. It is understood that the bidder, if awarded the contract, shall not substitute and subcontractor in place of the subcontractors herein designated subcontractor, or sublet or subcontract any of the work as to which a subcontractor is not herein designated without the consent of the City approval of the Engineer. The subletting or subcontracting of any work for which there was no subcontractor designated in the original bid may be permitted only in case of public emergency or necessity. (List one firm only for each portion of work.)

NOTE: Contractor shall perform with its own organization work amounting to not less than thirty percent (30%) of the total bid. Section 1.15 provides further information.

Bid Item No.	Subcontractor % of work (1)	Subcontractor	Address & Phone No.	State License No. & DIR No.
Minor Concrete 10-13, 21-23 (PARTIAL)	60%	Fresno Conc. Construction	Fresno CA 559-834-2037	Lic 389191 DIR 1000041109
14 (partial) 20 (partial) 27 (partial)	14-40% 20-9% 27-10%	Fresno Conc	Fresno Conc.	Lic DIR
Landscape & Irrigation 18 & 19	100%	Rainscape	Visalia 559-651-2333	Lic 318682 1000002273
Striping & Marking 24 27 (partial)	24-100% 27-11%	Chrisp Co.	Stockton 209-948-2175	DIR 374600 1000003006

(1) If a Subcontractor is designated for a portion of a bid item(s), Contractor shall provide the estimated percentage of work that will be performed by the Subcontractor.

05/27/2020
Date

R.J. Berry Jr., Inc.
Bidders Name

P.O. Box 468/2020 High Street, Suite B
Address

Authorized Signature

Selma, CA 93662

Robert J. Berry Jr., President

(559) 896-1680
Telephone Number

A California Corporation
Type of Organization
(Individual, Partnership or Corporation)

DESIGNATION OF SUBCONTRACTORS

Pursuant to the provisions of Sections 4100 to 4113, inclusive, of the Public Contract Code of the State of California, the undersigned hereby designates below, for the project, opposite various portions of the work, the names and locations of the places of business of each subcontractor who will perform work or labor in an amount in excess of one-half of one percent (1/2 of 1%) of the amount of the total bid. All work not listed below shall be performed by the undersigned bidder. It is understood that the bidder, if awarded the contract, shall not substitute and subcontractor in place of the subcontractors herein designated subcontractor, or sublet or subcontract any of the work as to which a subcontractor is not herein designated without the consent of the City approval of the Engineer. The subletting or subcontracting of any work for which there was no subcontractor designated in the original bid may be permitted only in case of public emergency or necessity. (List one firm only for each portion of work.)

NOTE: Contractor shall perform with its own organization work amounting to not less than thirty percent (30%) of the total bid. Section 1.15 provides further information.

Bid Item No.	Subcontractor % of work (1)	Subcontractor	Address & Phone No.	State License No. & DIR No.
Water Services 15 & 28	100%	Bill Nelson GEC	Fresno CA 559-439-1756	Lic 692068 DIR/0000038[illegible]
Masonry Wall 14 (partial)	55%	Sequoia Masonry	Sanger CA. 559-875-1847	Lic 842205 DIR/0004462[illegible]

(1) If a Subcontractor is designated for a portion of a bid item(s), Contractor shall provide the estimated percentage of work that will be performed by the Subcontractor.

05/27/2020
Date

P.O. Box 468/2020 High Street, Suite B
Address

Selma, CA 93662

(559) 896-1680
Telephone Number

R.J. Berry Jr., Inc.
Bidders Name

Authorized Signature

Robert J. Berry Jr., President

A California Corporation
Type of Organization
(Individual, Partnership or Corporation)

DESIGNATION OF SUBCONTRACTORS

Pursuant to the provisions of Sections 4100 to 4113, inclusive, of the Public Contract Code of the State of California, the undersigned hereby designates below, for the project, opposite various portions of the work, the names and locations of the places of business of each subcontractor who will perform work or labor in an amount in excess of one-half of one percent (1/2 of 1%) of the amount of the total bid. All work not listed below shall be performed by the undersigned bidder. It is understood that the bidder, if awarded the contract, shall not substitute and subcontractor in place of the subcontractors herein designated subcontractor, or sublet or subcontract any of the work as to which a subcontractor is not herein designated without the consent of the City approval of the Engineer. The subletting or subcontracting of any work for which there was no subcontractor designated in the original bid may be permitted only in case of public emergency or necessity. (List one firm only for each portion of work.)

NOTE: Contractor shall perform with its own organization work amounting to not less than thirty percent (30%) of the total bid. Section 1.15 provides further information.

Bid Item No.	Subcontractor % of work (1)	Subcontractor	Address & Phone No.	State License No. & DIR No.

(1) If a Subcontractor is designated for a portion of a bid item(s), Contractor shall provide the estimated percentage of work that will be performed by the Subcontractor.

05/27/2020
Date

R.J. Berry Jr., Inc.
Bidders Name

P.O. Box 468/2020 High Street, Suite B
Address

Authorized Signature

Selma, CA 93662

Robert J. Berry Jr., President

(559) 896-1680
Telephone Number

A California Corporation
Type of Organization
(Individual, Partnership or Corporation)

DESIGNATION OF SUBCONTRACTORS

Pursuant to the provisions of Sections 4100 to 4113, inclusive, of the Public Contract Code of the State of California, the undersigned hereby designates below, for the project, opposite various portions of the work, the names and locations of the places of business of each subcontractor who will perform work or labor in an amount in excess of one-half of one percent (1/2 of 1%) of the amount of the total bid. All work not listed below shall be performed by the undersigned bidder. It is understood that the bidder, if awarded the contract, shall not substitute and subcontractor in place of the subcontractors herein designated subcontractor, or sublet or subcontract any of the work as to which a subcontractor is not herein designated without the consent of the City approval of the Engineer. The subletting or subcontracting of any work for which there was no subcontractor designated in the original bid may be permitted only in case of public emergency or necessity. (List one firm only for each portion of work.)

NOTE: Contractor shall perform with its own organization work amounting to not less than thirty percent (30%) of the total bid. Section 1.15 provides further information.

Bid Item No.	Subcontractor % of work (1)	Subcontractor	Address & Phone No.	State License No. & DIR No.

(1) If a Subcontractor is designated for a portion of a bid item(s), Contractor shall provide the estimated percentage of work that will be performed by the Subcontractor.

05/27/2020
Date

R.J. Berry Jr., Inc.
Bidders Name

P.O. Box 468/2020 High Street, Suite B
Address

Authorized Signature

Selma, CA 93662

Robert J. Berry Jr., President

(559) 896-1680
Telephone Number

A California Corporation
Type of Organization
(Individual, Partnership or Corporation)

PROJECT: **COLLEGE AVENUE AND SJVRR CROSSING IMPROVEMENTS**
FEDERAL PROJECT NO. STPLR-7500(264)

To the City Council, City of Dinuba

NONCOLLUSION AFFIDAVIT

TO BE EXECUTED BY BIDDER AND SUBMITTED WITH BID

I, Robert J. Berry Jr.
(Name)

declare that I am

President
(Owner, Partner, Corporate Officer (list title), Co-Venturer

of R.J. Berry Jr., Inc.
(Bidding Entity)

The bid is not made in the interest of, or on behalf of, any undisclosed person, partnership, company, association, organization, or corporation; that the bid is genuine and not collusive or sham; that the bidder has not directly or indirectly induced or solicited any other bidder or indirectly induced or solicited any other bidder to put in a false or sham bid, and has not directly or indirectly colluded, conspired, connived, or agreed with any bidder or anyone else to put in a sham bid, or to refrain from bidding; that the bidder has not in any manner, directly or indirectly, sought by Contract, communication, or conference with anyone to fix any overhead, profit, or cost element of the bid price, or of that of any other bidder. All statements contained in the bid are true. The bidder has not directly or indirectly, submitted his or her bid price or any breakdown thereof, or the contents thereof, or divulged information or data relative thereto to any corporation, partnership, company, organization, bid depository, or to any member or agent thereof to effectuate a collusive or sham bid.

Any person executing this declaration on behalf of a bidder that is a corporation, partnership, joint venture, limited liability company, limited liability partnership, or any other entity, hereby represents that he or she has full power to execute, and does execute, this declaration on behalf of the bidder.

I declare under penalty of perjury under the laws of the State of California that the foregoing is true and correct and this declaration is executed on 05/27/2020 (date), at Selma (city) California (state).

(Title 23 United States Code Section 112)

(California Public Contract Code Section 7106; Stats. 1988. c. 1548, Section 1.)

Note: The above Noncollusion Affidavit is part of the Proposal. Signing the Proposal on the signature portion thereof shall constitute signature of this Noncollusion Affidavit. Bidders are cautioned that making false certification may subject the certifier to criminal prosecution.

STATEMENT OF EXPERIENCE OF BIDDER

The bidder has been engaged in the general contracting business, under the present business name, for 37 years. Experience in work of a nature similar to that bid in this Proposal extends over a period of 50 years.

The bidder shall state below work of a similar magnitude or character that he has done and to giver references that will enable the City to judge his experience, skill and business standing, and his ability to conduct the work as completely as required under the terms of the Contract.

Year	Owner	Location & Type of Work	Contact Name & Phone Number
*	See Attached List on Following Pages		

R. J. BERRY JR., INC.

GENERAL ENGINEERING CONTRACTOR
P. O. BOX 468 - SELMA, CA 93662
BUS. (559) 896-1680 FAX (559) 896-1682
STATE LIC. #433753

CONTRACTOR'S STATEMENT OF EXPERIENCE

JOB #	PROJECT	DATE COMPLETED	CONTRACT AMOUNT	NAME OF OWNER & CONTACT PERSON
247	Earthwork and Compaction for Wastewater Disposal Facility	02/19/20	$152,400.00	O'Neill Vintners & Distillers Ron Castillo (559) 323-9145
246	Grade and Pave Yard At 3049 E. Malaga Avenue Fresno	11/08/19	$201,650.00	Chrisp Company Robin Briggs (510) 656-2840
245	County of Tulare Traver Jacobs Drive Improvements	11/12/19	$569,390.85	Tulare County Grey Tompkins (559) 624-7000
244	City of Selma Active Transportation Project Various School Sites	09/03/19	$569,001.71	City of Selma Public Works Joseph Daggett 559-891-2215
243	Close Sidewalk Gaps and Construct ADA Ramps	03/27/19	$421,450.12	City of Coalinga Tri City Engineering, Inc. Marilu Morales (559) 447-9075
242	Chrisp Company Grade & Pave Construction Yard	11/25/18	$151,210.00	Chrisp Company Robin Briggs (510) 656-2840
240	City of Kerman 2018 Local Street Project	11/30/18	$386,371.90	City of Kerman Yamabe & Horn Engineering Ryan Rabbon (559) 244-3123
239	O'Neill Vintners Grading & Paving	9/09/18	$139,485.00	O'Neill Vintners & Distillers Ron Castillo (559) 323-9145
238	Madera Mini Storage Site Preparation & Imported Fill	8/12/18	$168,565.23	Master Storage, Inc. Donnie Andrade 559-779-5748

226	Intersection Improvements at Hurley Avenue & Shirk Street	12/11/16	$427,637.85	City of Visalia Purchasing Dept. Eric Bons, P.E. (559) 713-4350
225	Kamm & Crawford Intersection Reconstruction Dinuba, CA	4/29/16	$79,300.00	West Star Construction Sandra Staats (559) 897-0349
224	Duncan Enterprises New Parking Lot	4/21/16	$76,865.80	iLOVEtoCREATE Michael Sandoval
223	City of Huron Lassen Avenue (SR269) and 11th Street Pedestrian Crosswalk Project	4/22/16	$169,103.33	City of Huron Tri City Engineering, Inc. Marilu Morales (559) 447-9075
222	O'Neill Winery Excavation and Re-compaction for New Tank Farm (Private)	12/21/15	$68,025.00	O'Neill Vintners & Distillers Matt Towers (559) 323-9145
221	Hanford Municipal Airport Taxilane Pavement Rehabilitation Phase 1	6/30/16	$442,147.79	City of Hanford Mead & Hunt Bob Casagrande (707) 284-8672
220	Blackhawk Lane Pavement Repairs	8/18/16	$139,000.00	Blackhawk Country Estates Todd Hill (559) 441-5724
219	SRH Enterprises LLC Tuff Boy Trailers Grading & Paving	11/10/17	$730,921.46	SRH Enterprises LLC Martin Harris (209) 239-1361
218	Transit Maintenance CNG Facility Expansion Project	5/31/16	$2,143,607.83	City of Porterville Fabian Mendoza (559) 782-7520
217	City of Huron Water Project	7/31/15	$140,816.34	Todd Companies Jim Todd II (559) 651-5820
216	Fresno County Fire Protection District Training Facility Phase 1	1/06/17	$1,925,967.15	Andy Cosentino Fire Captain (559) 493-4300
215	Fargo Avenue Left Hand Turn Lane	5/4/15	$70,611.00	City of Hanford Public Works Department Aaron McWilliams (559) 585-2550

AFFIDAVIT

Robert J. Berry Jr., President
(Name of Individual)

doing business as R.J. Berry Jr., Inc.
(Name of firm, if any)

certifies and says: That he/she is the person submitting the Statement of Experience; that he/she has read the same, and that the same is true of his/her own knowledge, and that any depository, vendor, or other agency therein named is hereby authorized to supply the City of Dinuba with any information necessary to verify the statement.

I certify and declare under penalty of perjury that the foregoing is true and correct.

Subscribed at Selma, State of California

(Applicant must sign here)
Robert J. Berry Jr., President
5-27-2020

(Note: Statement will be returned unless affidavit is complete including the date of signature.)

ADDENDA CERTIFICATION STATEMENT

ADDENDA - This proposal is submitted with respect to the changes to the contract included in addendum number/s #1 Dated 05/22/2020

(Fill in number/s if addenda have been received)

Warning: If an addendum or addenda have been issued by the administering agency and not noted above as being received by the bidder, this proposal may be rejected.

FEDERAL REQUIREMENTS FOR FEDERAL-AID CONSTRUCTION PROJECTS

The work herein proposed will be financed in whole or in part with Federal funds, and therefore all of the statutes, rules, and regulations promulgated by the Federal Government and applicable to work financed in whole or in part with Federal funds will apply to such work.

The bidder certifies that it is aware of and will comply with all Federal requirements for projects financed in whole or in part with Federal funds. For specific requirements, see Appendix A of these Specifications.

The above Certificate is part of the Proposal. Signing this Proposal on the signature page thereof shall also constitute signature of this Certificate.

Bidders are cautioned that making a false certification may subject the certifier to criminal prosecution.

FEDERAL FORM 1273 CONTRACT PROVISIONS

The bidder, as prime contractor, agrees to incorporate the required contract provisions contained in Federal Form 1273 (included in Appendix A) by their physical inclusions in any subcontractors, lower tier subcontracts, and purchase orders for this project. The provisions may not be incorporated by reference.

The bidder, as prime contractor, also agrees to make copies of any subcontracts, lower tier subcontracts, and purchase orders for this project available to the City upon written request by the City.

Prime Contractor

Signature

R.J. Berry Jr., Inc. - Robert J. Berry Jr., President

(THE BIDDER'S EXECUTION ON THE SIGNATURE PORTION OF THIS PROPOSAL SHALL ALSO CONSTITUTE AN ENDORSEMENT AND EXECUTION OF THOSE CERTIFICATIONS WHICH ARE A PART OF THIS PROPOSAL)

EQUAL EMPLOYMENT OPPORTUNITY CERTIFICATION

The bidder R.J. Berry Jr., Inc., proposed subcontractor _____, hereby certifies that he has X, has not _____, participated in a previous contract or subcontract subject to the equal opportunity clauses, as required by Executive Orders 10925, 11114, or 11246, and that, where required, he has filed with the Joint Reporting Committee, the Director of the Office of Federal Contract Compliance, a Federal Government contracting or administering agency, or the former President's Committee on Equal Employment Opportunity, all reports due under the applicable filling requirements.

Note: The above certification is required by the Equal Employment Opportunity Regulations of the Secretary of Labor (41 CFR 60-1.7(b) (1)), and must be submitted by bidders and proposed subcontractors only in connection with contracts and subcontracts, which are subject to the equal opportunity clause. Contracts and subcontracts which are exempt from the equal opportunity clause are set forth in 41 CFR 60-1.5. (Generally only contracts or subcontracts of $10,000 or under are exempt.)

Currently, Standard Form 100 (EEO-1) is the only report required by the Executive Orders or their implementing regulations.

Proposed prime contractors and subcontractors who have participated in a previous contract or subcontract subject to the Executive Orders and have not filed the required reports should note that 41 CFR 60-1.7(b) (1) prevents the award of contracts and subcontracts unless such contractor submits a report covering the delinquent period or such other period specified by the Federal Highway Administration or by the Director, Office of Federal Contract Compliance, U.S. Department of Labor.

PUBLIC CONTRACT CODE

Public Contract Code Section 10285.1 Statement

In conformance with Public Contract Code Section 10285.1 (Chapter 376, Stats. 1985), the bidder hereby declares under penalty of perjury under the laws of the State of California that the bidder has ____ , has not _X_ been convicted within the preceding three years of any offenses referred to in that section, including any charge of fraud, bribery, collusion, conspiracy, or any other act in violation of any state or Federal antitrust law in connection with the bidding upon, award of, or performance of, any public works contract, as defined in Public Contract Code Section 1101, with any public entity, as defined in Public Contract Code Section 1100, including the Regents of the University of California or the Trustees of the California State University. The term "bidder" is understood to include any partner, member, officer, director, responsible managing officer, or responsible managing employee thereof, as referred to in Section 10285.1.

Note: The bidder must place a check mark after "has" or "has not" in one of the blank spaces provided. The above Statement is part of the Proposal. Signing this Proposal on the signature portion thereof shall also constitute signature of this Statement. Bidders are cautioned that making a false certification may subject the certifier to criminal prosecution.

Public Contract Code Section 10162 Questionnaire

In conformance with Public Contract Code Section 10162, the Bidder shall complete, under penalty of perjury, the following questionnaire:

Has the bidder, any officer of the bidder, or any employee of the bidder who has a proprietary interest in the bidder, ever been disqualified, removed, or otherwise prevented from bidding on, or completing a federal, state, or local government project because of a violation of law or a safety regulation? Yes ____ No _X_

If the answer is yes, explain the circumstances in the following space.

Public Contract Code 10232 Statement

In conformance with Public Contract Code Section 10232, the Contractor, hereby states under penalty of perjury, that no more than one final unappealable finding of contempt of court by a federal court has been issued against the Contractor within the immediately preceding two year period because of the Contractor's failure to comply with an order of a federal court which orders the Contractor to comply with an order of the National Labor Relations Board.

Note: The above Statement and Questionnaire are part of the Proposal. Signing this Proposal on the signature portion thereof shall also constitute signature of this Statement and Questionnaire. Bidders are cautioned that making a false certification may subject the certifier to criminal prosecution.

_____

City Council Staff Report

Department: PUBLIC WORKS June 9, 2020

To: Mayor and City Council

From: Ismael Hernandez, Public Works Director

By: George Avila, Business Manager

Subject: Authorization to Award Professional Services Agreement to TJKM for HSIP Project Design (IH)

RECOMMENDATION

Council authorize the award of a professional services agreement to TJKM for design services for the Highway Safety Improvement Program (HSIP) Safety Improvements Project in the amount of $195,934.

EXECUTIVE SUMMARY

The City of Dinuba was awarded a Highway Safety Improvement Program (HSIP) grant to install enhanced safety improvements at various locations in Dinuba. The City procured the services for the design phase of this Project through a formal bidding process. TJKM was chosen by the selection committee given their extensive experience and satisfactory completion of prior projects. It is recommended that TJKM be awarded a professional services agreement for the design services required for the HSIP Safety Improvements Project in the amount of $195,934.

OUTSTANDING ISSUES

None.

DISCUSSION

The City of Dinuba applied for and was awarded a Highway Safety Improvement Program (HSIP) Cycle 9 grant to install additional bike and pedestrian improvements on several roadway segments throughout town. A total of 351 applications were received but only 221 were selected for award. The City received a total award of $1,912,300 with $1,604,070 in federal money. The Project scope includes the installation of flush median striping, installation of edge line, centerline striping, and Class II and Class III bicycle facilities.

The following roadway segments are included in the Project scope:

1. Alta Avenue (Kamm Avenue to Nebraska Avenue)
2. Crawford Avenue (Kamm Avenue to Nebraska Avenue)
3. El Monte Way (Alta Avenue to Road 92)
4. Saginaw Avenue (Alta Avenue to Crawford Avenue)
5. Kamm Avenue (Alta Avenue to College Avenue)
6. Kern Street (S. M Street to S. College Avenue)
7. Englehart Avenue (W. El Monte Way to Saginaw Avenue)
8. Surabian Drive (Monte Vista Drive to S. Alta Avenue)
9. Sequoia Drive (N. Alta Avenue to N. Hayes Avenue)

These locations were selected based on the results of the City's Systemic Safety Analysis Report (SSAR) presented to the City Council on January 8, 2019. The results of this report were used to complete the City's application for HSIP funding. Prior to construction the Project must be designed, environmental review must be performed and plans and specifications must be prepared. That scope of work was identified in the Request for Proposals (RFP) that was issued by the City on April 23, 2020. Only TJKM's proposal was received by the identified deadline of May 18, 2020.

The selection committee reviewed TJKM's proposal based on the criteria identified in the RFP and determined that TJKM met or exceeded all of the prescribed qualifications. TJKM has worked with the City on various projects in the last couple of years. Every experience has been positive and their work product has consistently been of high quality and very comprehensive. Their proposal is attached herein as "Attachment A". It is recommended that the City Council authorize the execution of a professional services agreement with TJKM in the amount of $195,934, (See "Attachment B").

FISCAL IMPACT

The design phase of this Project is reimbursed at 90% from HSIP funds. The balance would be funded out of the City's local transportation funds. Therefore, HSIP funds will pay for $176,340 of the TJKM contract and local funds will fund $19,594.

PUBLIC HEARING

None.

ATTACHMENTS:

A. TJKM Roadway Segments Safety Improvements Proposal
B. Professional Services Agreement - TJKM

CITY OF DINUBA
Together, A Better Community
CALIFORNIA • 1906

Proposal for

SAFETY IMPROVEMENTS AT VARIOUS LOCATIONS

Alta Ave, Kamm Ave, Kem St, Nebraska Ave,
Englebart Ave, Surabian Dr, & Sequoia Dr

May 18, 2020

TJKM

TJKM VISION THAT MOVES YOUR COMMUNITY

Ismael Hernandez
Public Works Director
405 E. El Monte Way
Dinuba, CA 93618

May 18, 2020

Subject: **Proposal for Safety Improvements at Various Locations: Alta Avenue, Crawford Avenue, El Monte Way, Saginaw Avenue, Kamm Avenue, Kern Street, Nebraska Avenue, Englehart Avenue, Surabian Drive, & Sequoia Drive**

Dear Mr. Hernandez:

TJKM Transportation Consultants (TJKM) is pleased to submit our Proposal for Proposal for Safety Improvements at Various Locations: Alta Avenue, Crawford Avenue, El Monte Way, Saginaw Avenue, Kamm Avenue, Kern Street, Nebraska Avenue, Englehart Avenue, Surabian Drive, and Sequoia Drive, for the City of Dinuba.

TJKM is a traffic engineering and transportation planning firm with professional staff located in California, Florida, and Texas. For over 45 years, TJKM has been involved with all aspects of transportation planning and traffic engineering to improve the quality of life for many communities within California. As a premier transportation-consulting firm recognized for our traffic engineering design, complete streets, multimodal studies and design, transportation planning, intelligent transportation system (ITS) projects, and traffic operations, our skills and depth of resources have been proven by successfully completing hundreds of transportation projects for local and state agencies.

TJKM commits to the City a dedicated, multi-disciplinary staff of seasoned, experienced experts who have demonstrated capabilities to meet the technical, managerial and schedule challenges to be encountered on this contract. To meet the specific needs of the City of Dinuba, we are pleased to propose Mr. Rutvij Patel, as Project Manager. He has 13 years of experience in developing plans, specifications, estimates for signage, striping plans, bicycle and pedestrian implementation, complete streets, safe routes to school projects, traffic signal design, intelligent transportation design, and ITS planning. He will also be supported by a group of talented and experienced leaders in their fields with significant experience in providing engineering support services for the development of federal, state, and locally funded transportation-related projects.

The TJKM Team brings current knowledge and experience to the City and is ready to "hit the ground running." Recently we have worked on the Dinuba Signal Synchronization Project, the Systemic Safety Analysis Report, Pedestrian and Bike Improvements Study, and assisted the City in Grant Applications for HSIP and the Active Transportation Program.

Subconsultant
TJKM has 4Creeks Inc. as subconsultant to provide support on topographic survey and civil improvement work.

Contact & Commitment
As President of the firm, I am authorized to bind TJKM to a contract and you have my personal assurance that all the resources necessary to address the City's needs will be made available and ready to perform when the opportunity arises. Please feel free to contact Mr. Patel at (925) 264-5009, via email at rpatel@tjkm.com, or via postal mail at 4305 Hacienda Drive, Suite 550, Pleasanton, CA 94588.

We understand your needs and with the unique combination of our understanding of your goals and our expertise, we will continue to form a great partnership now and for the future. The TJKM Team is committed to providing professional services to the satisfaction of the City of Dinuba. We look forward to hearing from you regarding further steps in the consultant selection process.

Sincerely,

TJKM Transportation Consultants

Nayan Amin, TE, President

CONTENTS

Project Understanding 1
Scope of work 2
Task 1 - Project Management & Meetings 2
Task 2 – Preliminary Design 3
Task 3 – Design Phase 3
Company Qualifications 6
Firm Description 6
Firm Locations 6
Licenses & Certifications 6
Firm Principals 6
Expertise 7
Subconsultant 9
Discipline Specific Experience 10
References 13
Project Staff Qualifications 14
Level of Effort 14
Key Staff Resumes 15
Project Schedule 25

Appendices

Required Forms ..... Appendix A

STOP AHEAD

TJKM Transportation Consultants is excited to submit our proposal for Safety Improvements at various locations Alta Avenue, Crawford Avenue, El Monte Way, Saginaw Avenue, Kamm Avenue, Nebraska Avenue, Englehart Avenue, Surabian Drive and Sequoia Drive (HSIP Project No. HSIPL-5143(034)). TJKM Transportation Consultants will be the prime consultant with supporting services 4Creeks Inc. 4Creeks will be supporting our team on topographic survey and curb ramps design.

PROJECT UNDERSTANDING

The City of Dinuba Department of Public Works secured federal grant funding through Highway Safety Improvement Program (HSIP) Cycle 9 for bike and pedestrian improvements to various roadway segments. The City is seeking qualified consultants to prepare bid documents following all Caltrans guidelines and getting approvals through the Caltrans Local Assistance Program. **TJKM is very familiar with the HSIP program since we have developed the grant application for the City of Dinuba and other agencies and has extensive experience in executing design work after the agencies have received the HSIP grant funding**. The TJKM Team will provide support to get the project through Caltrans Local Assistance and assist in the development of the E-76 documents for construction authorization along with any other required documents.

The project scope is to install flush median striping, install edge line, centerline striping and Class II and Class III bicycle facilities on roadway segments identified in table below. The table below notes the anticipated signage and striping improvements on each corridor. TJKM is very familiar with all project corridors due to our extensive past experience working within the City. We have assisted the City on;

- **Dinuba Signal Synchronization Project –** TJKM installed wireless equipment to synch signals along the corridors of Alta Avenue and El Monte Way in the heart of City of Dinuba
- **Dinuba Systemic Safety Analysis Report –** TJKM evaluated the entire City for transportation safety improvements and developed a planning document to be used to acquire federal grant funding for safety improvements
- **Dinuba Pedestrian and Bike Improvements Study –** TJKM evaluated all pedestrian and bicycle infrastructure within the City and made recommendations for improvements on all major roadways within City of Dinuba. The outcome of this study help secure federal grant funding and some of the recommendations of this study are being implemented with this HSIP project
- **Dinuba Grant Application –** TJKM has assisted the City in writing grant application for HSIP and is also in the process of putting together six (6) grant applications for the Active Transportation Program

TJKM Team brings wealth of knowledge for this project and understands the budget and design challenges associated with improvements on this project. TJKM Team is confident that we can design all the improvements required for the project within budget and on schedule to meet with the federal grant funding requirements. Following table summarizes the improvements needed for the project.

Table 1: Project Improvements

Segment	Roadway Classification	Striping Improvements	Signage Improvements
Alta Avenue Kamm Avenue to Nebraska Avenue	Principal Arterial	Class II Bike Lanes Green Bike Pavement Enhancement Bike Lane Buffers where possible High Visibility Crosswalks Parking Lane Striping	Pedestrian Crossing Signage Advanced Warning Signage Bike Lane Signage
Crawford Avenue Kamm Avenue to Nebraska Avenue	Minor Arterial	Class II Bike Lanes Green Bike Pavement Enhancement Bike Lane Buffers where possible High Visibility Crosswalks Parking Lane Striping Two Way Left Turn Lane	Pedestrian Crossing Signage Advanced Warning Signage Bike Lane Signage
El Monte Way Alta Avenue to Road 92	Principal Arterial	Class II Bike Lanes Green Bike Pavement Enhancement Bike Lane Buffers where possible High Visibility Crosswalks	Pedestrian Crossing Signage Advanced Warning Signage Bike Lane Signage

Segment	Roadway Classification	Striping Improvements	Signage Improvements
Saginaw Avenue Alta Avenue to Crawford Avenue	Major Collector	Class II Bike Lanes Green Bike Pavement Enhancement Bike Lane Buffers where possible High Visibility Crosswalks	Pedestrian Crossing Signage Advanced Warning Signage Bike Lane Signage
Kamm Avenue Alta Avenue to College Avenue	Minor Arterial	Class II Bike Lanes Green Bike Pavement Enhancement High Visibility Crosswalks Parking Lane Striping	Pedestrian Crossing Signage Advanced Warning Signage Bike Lane Signage
Kern Street S. M Street to S. College Avenue	Local Road	Class III Bike Path High Visibility Crosswalks	Bike Path Signage
N. Alta Avenue to N. Crawford Avenue	Principal Arterial	Class III Bike Path Class II Bike Lane Parking Lane Striping	Bike Lane/path signage
Englehart Avenue W. El Monte Way to Saginaw Avenue	Local Road	Class II Bike Lane	Bike Lane Signage Parking Restriction Signage
Surabian Drive Monte Vista Drive to S. Alta Avenue	Local Road	Parking Lane Striping High visibility Crosswalks	Pedestrian Crossing Signage Advanced Warning Signage
Sequoia Drive N. Alta Avenue to N. Hayes Avenue	Local Road	Class III Bike Path Parking Lane Striping High Visibility Crosswalks	Bike Path Signage Pedestrian Crossing Signage Advanced Warning Signage

Based on our extensive experience working on similar projects our detailed Scope of Work for the Project is detailed below.

SCOPE OF WORK

TASK 1 - PROJECT MANAGEMENT & MEETINGS

- The TJKM Team will meet with the City of Dinuba to get the project started, coordinate on points of contact for TJKM and City staff and begin project discussion
- A bi-weekly meeting will be setup at time/date that works with City Schedule
- TJKM will provide project management services, including meeting agendas and notes, maintaining the project schedule and budget, invoices, and regular communication with the City
- TJKM has anticipated three meetings with City for comment review and coordination on project delivery/review

Task 1 Deliverables

- ✓ *Project Kick-Off Meeting*
- ✓ *Review Meetings – Draft Preliminary Engineering Report, 50%, 90%, with City of Dinuba*
- ✓ *Project Schedule with key milestones (Microsoft Project and PDF)*
- ✓ *Project Meeting Minutes*
- ✓ *Monthly Invoices and Progress Reports*

Task 2 — Preliminary Design

Task 2.1 – Field Investigations

- TJKM to acquire latest roadway improvement drawings as available from City of Dinuba
- TJKM Team to perform site visit to verify existing lane geometry, lane widths, signage, curb-to-curb widths and deficient civil infrastructure
- The fieldwork will help in development of Preliminary Engineering Report in following task

Task 2.1 Deliverables

✓ *Fieldwork notes and photos*

Task 2.2 – Preliminary Engineering Report

- TJKM will develop a draft engineering report for anticipated improvements as part of the HSIP project
- The report will help identify the exact improvements along each corridor, this will aid in understanding budgetary requirements
- An engineer's estimate will be prepared to understand the exact cost of all the signage and striping improvements
- The report will also identify areas with broke curb/gutter or gap in curb/gutter infrastructure
- Based on budget available, the report will make recommendations as to the amount of civil infrastructure that can be upgraded as part of the base bid or bid alternative work
- Recommendations for civil improvements will be focused in areas of highest benefit to City such as schools, parks and retail centers that attract lot of pedestrian traffic
- TJKM to submit a draft preliminary engineer report to City for review, meet with City to go over comments and incorporate into a Final Engineering Report

Task 2.2 Deliverables

✓ *Draft Preliminary Engineering Report*
✓ *Final Preliminary Engineering Report*

Task 2.3 – Caltrans Documentation

TJKM shall provide assistance to City of Dinuba in meeting all federal requirements and compliance with Federal aid for HSIP grant under the Local Assistance Procedures Manual (LAPM)

- Assist with E-76 document preparation required as part of construction authorization from Caltrans
- Assist with processing allocated funds, timely invoices, project reports as required, maintain schedule for grant process and assistance with close-out and approval of grant funds

Task 2.3 Deliverables

✓ *E-76 Documentation*
✓ *Caltrans LAPM Documentation*

Task 3 — Design Phase

As a cost saving option, TJKM plans to develop all signage and striping plans using google aerials and field measurements. The cost for aerial or traditional topographic survey will be kept for areas with curb ramp improvements to incorporate as much civil improvements in this project as possible.

Task 3.1 – Topographic Survey & Utility Research

- The topographic survey will include;
  - Vertical and horizontal control tied to the City of Dinuba Horizontal and Vertical System based on City supplied benchmarks in reasonably close proximity to the designated intersection sites
  - The topographic survey will be focused in corners for ramp upgrades only
  - The topographic survey will capture all existing fences, curb and gutter, sidewalks, handicap ramps, driveways, landscaping, drainage structures, monuments, signal pull boxes, poles, and utility facilities that are visible in corner with ramp upgrade
- The utility research will be performed by following the typical A-B-C process. The utilities will mainly be researched in corners with ramp upgrades. All utilities in project area will be identified, screened back and shown on the plans

Task 3.1 Deliverables

- ✓ *Topo Survey AutoCAD files*
- ✓ *Utility Research Letters – A-B-C*

Task 3.2 - 50% Plans & Estimate

- TJKM will use high resolution aerials along with field measurements in previous task to prepare the scaled signage and striping plans for all the corridors
- 4Creeks as part of TJKM Team will develop the curb ramp improvement design plans, based on scope and fee provided
  - The design of 16 curb ramps is anticipated
- Plans will be prepared with enough detail to clearly understand all signage, striping and civil improvements for each corridor
- Plans shall be developed per latest City of Dinuba requirements and following the latest Caltrans Standard Plans, Specifications, and CA-MUTCD
- A detailed engineer's estimate will be develop to verify the provided HSIP budget is adequate with proposed improvements

Task 3.2 Deliverables

- ✓ *50% Design Plans – Full Size PDF and Hard Copies*
- ✓ *50% Engineer's Estimate*

Task 3.3 - 90% Design PS&E

- TJKM to receive one-set of non-conflicting comments on the 50% submittal to incorporate into the 90% design plans
- Either meet in person or set up phone call to go over comments with City staff
- At this stage, the plans will be detailed out further, non-standard details will be added to plans. The plans will provide greater level of detail and clearly identify all proposed improvements and any potential challenges with installation
- TJKM will acquire boilerplate specification from City staff and develop the technical specifications for the proposed improvements, a bid table will be developed and inserted into the appropriate section, identify pay clauses for all items related to project improvements
- Engineer's Estimate will be revised based on changes to the plans
- Response to comments will be developed and provided with submittal

Task 3.3 Deliverables

- ✓ *90% Design Plans – Full Size PDF and Hard Copies*
- ✓ *90% Engineer's Estimate and Technical Specifications*
- ✓ *Response to comments*

Task 3.4 - 100% Design PS&E (Final)

- TJKM to receive one-set of non-conflicting comments on the 90% submittal to incorporate into the 100% design plans
- Either meet in person or set up phone call to go over comments with City staff
- At this stage the plans will be bid ready, incorporate all City comments, update cross-references as required, and finalize plans
- Technical Specifications to be finalized and match the proposed improvements, update bid tables as required, and finalize all pay clauses for project
- Engineer's Estimate to be finalized and provided with final plans

Task 3.4 Deliverables

- ✓ *100% Design Plans – Mylar Copies, hard copies, and PDF as required*
- ✓ *100% Engineer's Estimate and Technical Specifications*
- ✓ *Electronic copies of all deliverables as request by City*

Task 4 – Bid & Construction Phase

TJKM will assist City staff during project bidding and construction phase as follows.

- Respond to Contractors questions during bidding process
- Provide assistance during bidding to include:
  - Pre-bid conference at Dinuba Public Works offices
  - Answer request for information (RFI) and prepare addenda as required

  - Tabulate and review bids and make a recommendation for award
- Review and approve contractor submittals
- Three site visits during construction
- Participate in project walk through at close-out and assure the works in substantial conformance with approved construction documents
- Prepare record drawings and provide electronic PDF and AutoCAD files to the City of Dinuba

Task 4 Deliverables

✓ *RFI responses, contractor submittal review, as-built drawing, on-site meetings*
✓ *Electronic copies of all project items (Plans, specifications, and estimate)*

NO U TURN
Donald's

COMPANY QUALIFICATIONS

FIRM DESCRIPTION

TJKM Transportation Consultants, (TJKM) founded in 1974, is a traffic engineering and transportation planning firm that provides professional services throughout California, Texas, and Florida. TJKM currently has a staff of 40 employees with offices in Pleasanton, San Jose, Fresno, Sacramento, and Santa Rosa, CA, Austin, TX, and Tampa, FL. For over 45 years, more than 3,500 satisfied clients have entrusted TJKM with their critical work. We serve a full-range of clients, including municipalities, congestion management agencies, metropolitan planning organizations, transportation agencies, private developers, other consulting firms, and attorneys. TJKM has been involved in more than 8,000 transportation projects throughout California, and averages about 240 new projects each year. TJKM's primary service categories include traffic engineering design (including PS&E), transportation planning, traffic operations, corridor studies, intelligent transportation systems (ITS), traffic safety, and multimodal studies. Our motivation comes from satisfying clients' objectives and improving communities. TJKM has a strong roster of both public and private sector clients and continually builds upon this base.

Our engineers have worked on the public side of the desk for years as municipal engineers, developing superior skills in collaborating with the public and city councils and, more importantly, crafting excellent relationships with the right people.

Our project managers, engineers, and planners have "hands on" experience and understand the latest requirements, technologies, trends, and standards. Our experience with local agency processes keeps projects moving faster; and know-how from thousands of engagements helps us complete projects on time and within budget.

FIRM LOCATIONS

TJKM has 40 employees in our offices, of which five are located in California (Pleasanton, San Jose, Fresno, Sacramento, and Santa Rosa), one in Texas (Austin), and one in Florida (Tampa). All of the work under this contract will be performed out of our Corporate Office, Fresno and San Jose Offices.

Corporate Office
4305 Hacienda Drive, Suite 550
Pleasanton, CA 94588
925.463.0611 (office)

San Jose Office
2055 Gateway Place, Suite 400
San Jose, CA 95110

Fresno Office
516 West Shaw Avenue, Suite 200,
Fresno, CA 93704

LICENSES & CERTIFICATIONS

TJKM is a disadvantaged and small business enterprise, DBE #40772 and SBE #38780.

The following staff members possess licenses and certificates within the State of California.

Name & Title	Registrations
Nayan Amin, PE, TE | Principal-In-Charge	CA TR 2290
Rutvij Patel, EIT | Project Manager	CA EIT 154117
Ruta Jariwala, PE, TE | QA/QC	CA CE 73840, CA TR 2465, TX CE 135281
Atul Patel, PE, TE, PTOE | Caltrans Documentation Task Lead	CA TR 2321, TX CE 83987, PTOE 1640
Anna Highsmith, EIT | Assistant Transportation Engineer	CA EIT 164696
Areli Vazquez-Munoz, EIT | Assistant Transportation Engineer	CA EIT 169018

FIRM PRINCIPALS

T J K M is our legal name doing business as TJKM Transportation Consultants. Founded in 1974, TJKM is a C corporation and currently has a staff of 40 employees with offices in Pleasanton, San Jose, Fresno, Sacramento, and Santa Rosa, CA, Austin, TX, and Tampa, FL.

Nayan Amin, TE | President

Mr. Amin has 30 years of both public and private sector experience in the areas of transportation planning, traffic impact studies, transportation management plans, construction scheduling, construction area signs, signing and striping, traffic signal coordination, traffic operations, transit priority, traffic signal systems, freeway and arterial management studies, and intelligent transportation systems planning, design and construction oversight. He specializes in macro and microscopic model development and application for analysis of impacts across all modes of transportation. His projects range from traffic studies for developments, specific plans, general plans, corridor studies, and area-wide studies to long-term planning studies. Studies also include multimodal operations, light-rail, bus rapid transit, pedestrian, bicyclists and traffic safety and operations.

Ruta Jariwala, PE, TE | Principal

Ms. Jariwala has 21 years of professional experience in the areas of traffic operations, transportation planning, freeway and arterial management studies, signal coordination, traffic signal systems, traffic impact studies/EIRs and intelligent transportation systems planning, design and construction oversight. She has extensive experience in macro and microscopic model development and application for analysis of traffic operations for express lane studies as well as multimodal operations, light-rail, bus rapid transit, pedestrian, bicyclists, and traffic safety studies.

Expertise

Multimodal Planning & Design

TJKM has incorporated bike and pedestrian planning and design in many of its projects. TJKM has prepared trail designs, and trail/roadway intersection designs, along with elaborate Class II bicycle facilities along major streets and at intersections. The projects work ranges from civil improvements for protected bike intersections or corner bulb-outs to reduce crossing distances. Also includes green infrastructure components such as bio-retention and other landscaping improvements. Based on the individual project, TJKM frequently inventories existing bicycle and pedestrian volumes as a part of multimodal planning studies and design projects, analyzes impacts, develops recommendations and alternatives, conducts outreach and prepares deliverables.

Bicycle & Pedestrian Facilities Design

TJKM has prepared conceptual plans for various alternative bicycle facilities as part of intersection improvement projects and streetscape projects. TJKM has designed pedestrian safety and bicycle gap closure projects that involve installation of Class II, III, and IV bicycle facilities. We have designed signing and striping and traffic signal modification PS&E for construction of the pedestrian and bicycle improvements.

Complete Streets | Bicycle & Pedestrian

At TJKM, we look at each community's unique needs to design safe and efficient transportation alternatives that meet the needs of all users. The goal being to integrate all modes to achieve safer and more accessible communities.

TJKM has prepared preliminary designs and traffic operations studies for transportation projects that enhance the accessibility and safe accommodation of bicycle, pedestrian, and public transportation modes on roadways. These projects are consistent with the objectives of Complete Streets, which the National Complete Streets Coalition defines as facilities that "are designed and operated to enable safe access for all users."

Traffic Calming Operations & Design

About 20 percent of TJKM's total project experience is derived from traffic studies that include traffic calming recommendations and design. Our calming strategies have been implemented time and again because we begin these assignments with a careful, thoughtful analysis of the current traffic conditions. Our success with traffic calming projects comes from years of tried and true experiences. TJKM has written traffic calming policies and guidelines for Bay Area cities, including Redwood City, Fremont, Hayward, Campbell, Los Gatos, Palo Alto and San Leandro. Many of our municipal contracts are directly related to developing implementable neighborhood traffic calming strategies. TJKM has experts who have been involved in the planning of traffic calming devices that make for a more walkable community. Wider streets are generally a deterrent to pedestrians. We have used various techniques (such as curb bulb-outs, lane reductions, pedestrian refuge, medians, raised intersections and crosswalks, etc.) to make a street more walkable and pedestrian friendly. Our approaches and processes are in place because they have worked well for numerous past projects.

Traffic Engineering Design

TJKM provides design services for traffic signal improvements, traffic signal interconnect communication systems, complete streets, bicycle facilities, signing and striping, and traffic handling plans. TJKM has designed more than 2,000 traffic signals in nearly 200 jurisdictions throughout Northern and Central California. Our design staff are very experienced in preparing PS&E for new and modified traffic signal systems, and pavement delineation to improve capacity and safety. TJKM'S design staff has field and hands-on experience for constructible designs, with an extensive track record of successful design projects, and our team is dedicated to providing high quality and accurate PS&E. Many of our traffic signal design projects require design for interconnect and coordination that include fiber optic, copper wire, and wireless communications. TJKM's staff routinely provides construction assistance for our design projects, including traffic calming devices and traffic signal systems. We attend pre-bid and pre-construction conferences to provide in-field assistance and work effectively with contractors. TJKM also designs traffic/construction zone control plans that show how traffic will be handled during construction periods.

Our multimodal planning and design studies focus on transportation facility design, and also traffic operations analysis in support of environmental documentation meeting California Environmental Quality Act (CEQA) standards. Multimodal design alternatives are typically prepared and reviewed with City staff and community members in public forums.

General Transportation & Planning

TJKM regularly assists public agencies with traffic engineering and planning tasks for municipal projects. Our range of services includes transportation circulation elements; transportation master plans that include public transportation, bicycle, and pedestrian improvements; and peer reviews of existing planning studies and documents. Many citywide planning projects, such as traffic impact fee studies and citywide circulation studies have been a regular service we provide.

Federal & State Funded Capital Improvement Project Experience

The proposed members of the TJKM Team are the most qualified professionals in their respective areas of specialization. The TJKM Team has successfully completed numerous intersection improvements and modifications throughout the Bay Area that involved federal funding and environmental clearance documentation. They have assisted agencies with preparing the Caltrans Local Assistance Program forms for NEPA clearance and E-76 Request for Authorization for Construction forms, as well as prepared close out Caltrans forms for City's after construction is completed. Some of the recent design projects completed with federal funds include:

- Sunnyvale-Saratoga Road Traffic Signal, Bicycle & Pedestrian Safety Project, Sunnyvale
- Safe Routes to School 2015, Sunnyvale
- Downtown Concord Pedestrian & Bicycle Lane Improvements, Concord
- Transit Loop Signals at 11th Street, Union City
- HSIP Project Signal Modifications at Two Intersections, Sunnyvale
- HSIP Project Remington Drive at Bernardo Avenue Traffic Signal Design Installation, Sunnyvale

- HSIP Project Signal Installations along Ben Holt Drive at Inglewood and Cumberland, Stockton
- Marin Elementary Safe Route to School Project, Albany
- Federal Safe Routes to School Citywide Project, Sunnyvale

State & Federal Procedures

TJKM has completed numerous projects that have followed State and Federal procedures and processes. Some of these projects include the Federal and State Safe Routes to School design projects, while others have included the Highway Safety Improvement Program (HSIP) projects. We have also completed projects funded through the Section 130 program, and yet others have included projects funded by State and Federal Congestion Mitigation and Air Quality Improvement (CMAQ). All of these projects require coordination with Caltrans Local Assistance Program for E-76 permit approval. The level of TJKM's involvement has varied depending on the Client. On some of these projects, TJKM has assisted the local agency with the completion of the Request for Authorization (RFA) to Proceed package to Caltrans Local Assistance for Preliminary Engineering authorization and E-76 permit authorization for construction funds. We are familiar with the processes used to satisfy a variety of funding sources, and will draw upon our background and extensive experience to satisfy all the procedures and processes of this project. Also, due to our extensive experience with state and federal procedures, TJKM understands the budgetary requirements and provides monthly invoices to ensure the work for this effort is within allocated budget and timeline for funding cut-offs.

SUBCONSULTANT

4CREEKS

4Creeks, Inc. is dedicated to providing progressive civil engineering and land surveying services with logical solutions and designs. They are a small business enterprise (SBE) with big business ideas and experience. Many of the principals and staff were raised and educated in the Central Valley and have significant work experience with local municipalities as well as Federal & State Agencies. 4Creeks currently have a staff of 56 full-time and part-time employees working in Visalia, Porterville, Fresno, Bakersfield and San Luis Obispo. Their experience and services include:

- Municipal Engineering and Planning
- Project Management
- Street Rehabilitation
- Roundabout Design
- Land Surveying
- Utility Design and Coordination
- Construction Management
- Parks and Recreation Engineering
- Residential, Commercial and Industrial Design and Planning
- Water Resources
- Educational Institution Design
- Environmental Design and Compliance

Economical design considerations, environmental stewardship, and resource efficiencies are tenets of every project we undertake. We pride ourselves on pioneering innovative solutions for our clients that enhance the value of their projects, keep their costs in check, and deliver lasting results.

EL MONTE WAY
NO U TURN

DISCIPLINE SPECIFIC EXPERIENCE

HSIP Traffic Signal Update Project, Manteca | 2018-Ongoing

Reference: Koosun Kim | City of Manteca | (209) 456-8419 | kkim@ci.manteca.ca.us

The City was awarded a HSIP Cycle 7 grant to upgrade the signal equipment and communications infrastructure for all of the City's owned and operated signalized intersections. The objective of the project is to:

- Develop a signal equipment inventory in GIS
- Evaluate which controllers, cabinets and other signal equipment need replacing
- Update the traffic signal timing and prepare coordinated signal timing plans
- Create attribute tables of the signal equipment inventory and integrate into the City's VueWorks asset management GIS database

TJKM's scope of work includes:

- Inventory existing signalized intersections signal controller hardware and firmware, signal communications equipment and signal hardware at 47 intersections
- Identify the signal equipment and signal communications hardware needing upgrades
- Integrate asset data collection into the City's VueWorks Asset Management System
- Design a citywide wireless signal interconnect communications network for the traffic signal system between the signalized intersections
- Retime the major corridors for improved traffic signal timing coordination
- Assist the City with evaluating and selecting a Centralized Signal System

Additionally, TJKM was provided an amendment to:

- Develop a Fiber Optic Communication Master Plan
- Develop PS&E for hard-wired fiber installation for the initial phase of the project

The design is completed and the E-76 permit was received by the City. TJKM will be providing bid and construction support services.

Safe Routes to Schools – 6 Locations, Oakland | 2018-Ongoing

Reference: Beaver Boonsook | City of Oakland | (510) 238-7166 | bboonsook@oaklandca.gov

TJKM through our existing on-call contract with City of Oakland was awarded this task order for signage, striping, civil and electrical improvements for 6 schools located around the City. As part of City's Safe Routes to School team, safety improvements were identified around 6 schools which include;

- Chabot Elementary School
- International Community School
- United for Success & Lie Academy
- Futures at Lockwood Elementary
- New Highland Academy
- World Academy

Design plans were prepared to scale using google aerials for improvements such as; signage & striping upgrades for improved crossing and fixing faded striping. Installation of speed feedback signs at two strategic locations, RRFB System at un-controlled crossings, and curb extension to improve student safety.

Topographic Surveying was performed prior to design of the improvements related to signal modification at 12th Avenue and 29th Street and a new traffic Circle in front of Chabot Elementary. The plan sets are prepared separately for each school to provide the City with flexibility to install the improvements that are a priority. TJKM Team prepared a full set of plans, specifications, and estimate for all the schools. Two of the locations are within the Caltrans and Bart right-of-way. TJKM is working with the City to submit and get approvals of the encroachment permits for those respective agencies.

Signal Synchronization Project, Dinuba | 2017-Ongoing

Reference: Ismael Hernandez | City of Dinuba | (559) 591-5900 | ihernandez@dinuba.ca.gov

The City of Dinuba has received a federal CMAQ grant for signal interconnect expansion in the City. The City contracted with TJKM to provide PS&E for wireless interconnection of eight signals along Alta Avenue and copper signal interconnect between four signals along El Monte Way. The signal communication will be transmitted back to Dinuba Public Works Building. Along with preparation of PS&E, TJKM is preparing signal coordination plans for 11 signals along Alta Avenue and El Monte Way for the AM, Midday, and PM weekday periods and implementing and fine-tuning the plans along with providing training to the staff on the Synchro system.

Systemic Safety Analysis Report, Dinuba | 2018

Reference: Ismael Hernandez | City of Dinuba | (559) 591-5900 | ihernandez@dinuba.ca.gov

TJKM worked on a safety analysis to develop the Systemic Safety Analysis Report for the City of Dinuba through the statewide Systemic Safety Analysis Report Program (SSARP). TJKM looked into the citywide historical collision data and identified hot spots using GIS techniques. The Team then developed lists of systemic low-cost countermeasures for hot-spot locations, based on the characteristics of both collisions and facilities. Next, TJKM developed safety projects based on the identified countermeasures and prioritized them through benefit-cost analysis. Preparation of 30% concept drawings for the top three ranked projects were then carried out and submitted to the City for review. These concept drawings were used for City's Highway Safety Improvement Program (HSIP) Cycle 9 grant applications.

The Team developed a toolkit to document the correlation between facility characteristics and potential countermeasures so that the City could use it for planning citywide systemic roadway network safety enhancement.

Based on the study completed, the City of Dinuba applied for a HSIP grant and was successful in receiving $1.6 million in funding.

Pedestrian & Bicyclist Safety & Connectivity Study, Dinuba | 2018-2019

Reference: Ismael Hernandez | City of Dinuba | (559) 591-5900 | ihernandez@dinuba.ca.gov

The City of Dinuba selected TJKM to provide planning and engineering services to complete the Dinuba Pedestrian and Bicyclist Safety and Connectivity Study. The project objective of the project was to conduct a comprehensive analysis of safety concerns, travel patterns, and infrastructure to improve walking and bicycling for its residents. TJKM conducted an assessment of existing conditions by obtaining and reviewing relevant existing data, studies, and reports related to active transportation policies and guidance; reviewed existing transportation infrastructure and connectivity for gaps and deficiencies, as well as barriers to safe routes to school; and examined data available from SWITRS and the Dinuba Police Department.

Extensive public participation was conducted through the hosting of Stakeholder Advisory Group meetings, community meetings, City Council meetings, development of an interactive project website to engage the community to submit ideas, concerns, priorities, and desired facility and streetscape elements. A walking/bicycling tour was conducted as part of public outreach process.

TJKM developed a Needs and Demand Analysis which assessed needs for enhancement, mobility, and safety for all modes of transportation. The assessment addressed: 1) the physical attributes of existing facilities; 2) the potential for vehicle trip reductions and air quality benefits; 3) potential for increased walking and bicycle usage; and 4) the needs of all users of the corridor. The assessment also identified opportunities for improvement for all modes of transportation, identify gaps and deficiencies within the existing system, and suggested locations where improvements should be prioritized.

The project also involved the development of a neighborhood traffic calming program and a complete streets policy.

Based on the work completed for the project, the City of Dinuba applied for funding under the Caltrans Highway Safety Improvement Program and received $1.6 million funds to implement the recommendations.

Central Corridor Bicycle & Pedestrian Safety Improvements, Daly City | 2018-Ongoing

Reference: Jimmy Fu | City of Daly City | (650) 991-8165 | jfu@dalycity.org

TJKM is a subconsultant on a team to assist the City of Daly City in design of bicycle and pedestrian improvements as part of the City's Central Corridor project. The project entails preparing PS&E for signal modifications at the intersections of Junipero Serra/John Daly Boulevard and Washington/Junipero Serra. The project also includes design of Class II bicycle facilities along Eastmoor Avenue, between Baldwin Avenue and Sullivan Avenue.

TJKM will also be designing Class II and III bicycle lanes alone Junipero Serra, San Pedro Road, East Market Street, and Guadalupe Canyon Parkway, and two solar radar feedback signs along Eastmoor Avenue.

Kamm & Greene Safety Improvements, Dinuba | 2018-2019 | 4Creeks

This intersection receives heavy pedestrian traffic when children are walking to school on a daily basis. The existing traffic control only consisted of stop signs at the north and south legs of the intersection while providing through lanes for east and westbound traffic. 4Creeks re-designed the intersection for pedestrian and bicycle safety at all legs. 4Creeks incorporated a combination of constricting vehicular travel along with the implementation of an advanced warning system and in addition to new curb returns, islands, storm drain improvements and signage and striping.

Tulare Avenue & Lovers Lane Signalization & Street Extension to McAuliff Avenue, Visalia CA | 2016-2017 | 4Creeks

This project included the installation of a new traffic signal at the intersection of Lovers Lane and Tulare and extend Tulare Ave. approximately ½ mile to McAuliff. This intersection was also completely reconstructed as part of the project. This was a long-needed improvement within the City to provide west-east connectivity in the southeast quadrant of town. 4Creeks hired TJKM to perform the traffic signal design for the intersection. 4Creeks staff performed all other design services.

Akers- & Riggin Street Improvements at Ridgeview Middle School, Visalia | 2015-2016 | 4Creeks

The construction of the newest Middle School within the Visalia Unified School District created several changes in the traffic patterns which required major off-site street improvements. This major street improvement project included full construction and design of 3/4 of a mile of Akers Street, 1/2 mile of Riggin Ave. and 1/3 mile of Sedona Avenue, which included a full roundabout. 4Creeks also installed a new Traffic Signal at Akers/Riggin designed by TJKM as well as 1,000 linear feet of Modoc Ditch re-alignment.

Tulare & Santa Fe Roundabout, Visalia | 2019 | 4Creeks

4Creeks was selected to provide engineering, environmental technical studies, subsurface exploration, right of way services, utility relocation and coordination as well as private property owner negotiations for a new roundabout at the intersection of Santa Fe Street and Tulare Avenue in Visalia, CA. 4Creeks also served as the main point of contact for all Caltrans Coordination throughout the entire project. Project design is 100% complete and utility relocations are underway at the project location.

REFERENCES

Nearly 85 percent of our clients are repeat clients. Prompt service, attention to details, strict adherence to schedule requirements, and commitment to our clients' goals are among the reasons for this steady client base. Our objective on every assignment is to provide the most cost-effective product that meets the specific needs and criteria of each client within the planned schedule and budget. We encourage the City to contact our references to learn about our performance. We are confident that you will be pleased with what our clients have to say about us.

TJKM		
City of Dinuba Ismael Hernandez (559) 591-5924 ihernandez@dinuba.ca.gov	**City of Fremont** Victoria Walker (510) 494-4756 vwalker@fremont.gov	**City of Fresno** Jill Gormley (559) 621-8792 Jill.gormley@gresno.gov
City of Manteca Koosun Kim (209) 456-8419 kkim@ci.manteca.ca.us	**City of Oakland** Beaver Boonsook (510) 238-7166 bboonsook@oaklandca.gov	**City of Daly City** Jimmy Fu (650) 991-8165 jfu@dalycity.org

4Creeks		
City of Dinuba Ismael Hernandez (559) 591-5900 ihernandez@dinuba.ca.gov	**City of Tulare** Nick Bartsch (559) 684-4209 nbartsch@tulare.ca.gov	**City of Tehachapi** Jay Schlosser (661) 822-2200 jschlosser@tehachapicityhall.com
City of Porterville Javier Sanchez (559) 782-7462	**City of Woodlake** Ramon Lara (559) 564-8055 Rlara@ci.woodlake.ca.us	**City of Visalia** Fred Lampe (559) 713-4270 flampe@ci.visalia.ca.us

Kamm Avenue

PROJECT STAFF QUALIFICATIONS

Our Team Organization Chart illustrates our proven "chain of command" for performance on similar projects. Work performed will be conducted under the direct supervision/direction of the Project Manager, Mr. Rutvij Patel. Mr. Patel will be responsible for overall coordination on this contract, maintaining the effectiveness and efficiency of the work, schedule, and ensuring the work products are to the satisfaction of the City and stakeholders. We anticipate working closely with the City staff to ensure understanding of project objectives from start to project completion. Mr. Patel will be responsible for day-to-day coordination and activities. He will be available to the City and stakeholders at a short notice. The team members shown on the Organization Chart have worked together on many similar projects.

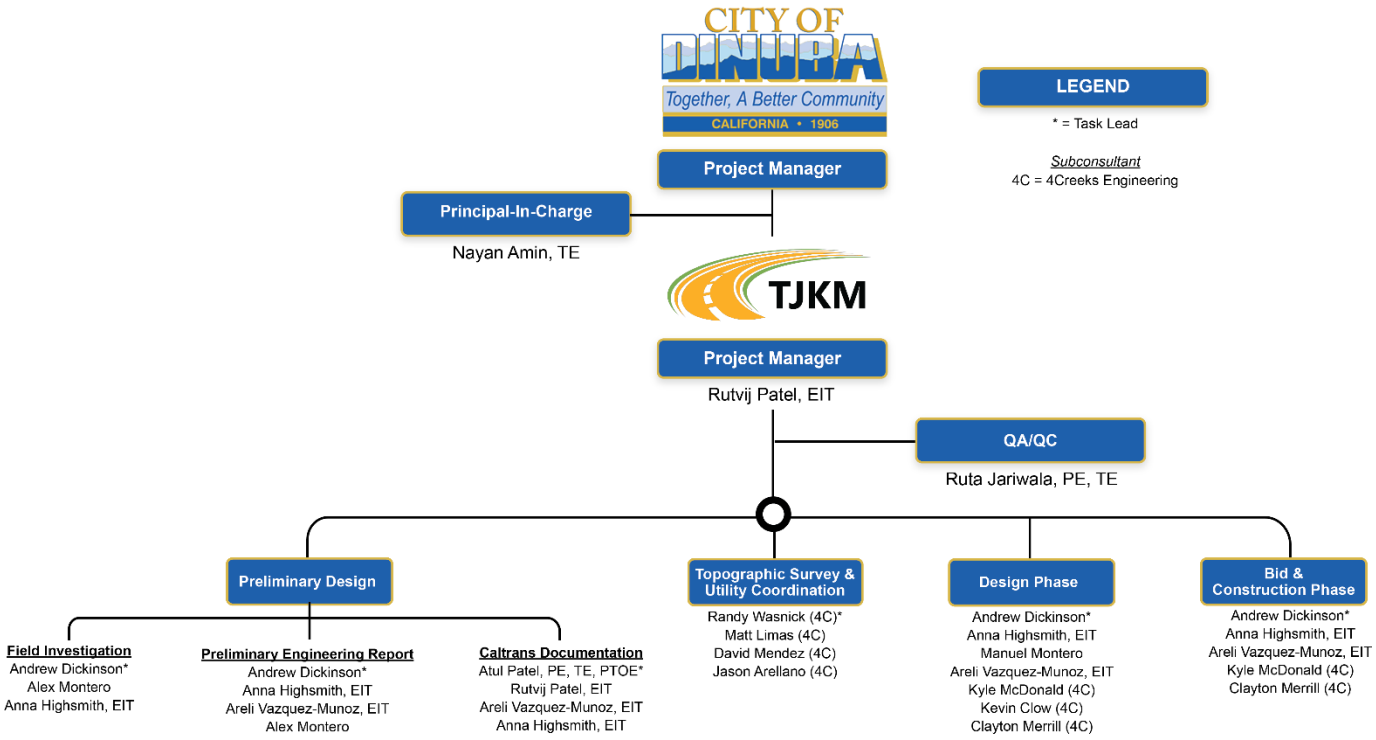

LEVEL OF EFFORT

The following tables show the total number of hours each person on the project team will work on each task.

Task	TJKM								
	Nayan Amin	Ruta Jariwala	Rutvij Patel	Atul Patel	Andrew Dickinson	Anna Highsmith	Manuel Montero	Areli Vazquez-Munoz	Hours by Task
	PIC	QA/QC	Project Manager	Task Lead	Task Lead	Project Engineers			
Task 1 - Project Management & Meetings			**40**						**40**
Task 2 - Preliminary Design	**8**	**8**	**64**	**48**	**28**	**80**	**28**	**80**	**344**
Field Investigations					8		8		16
Preliminary Engineering Report (Draft & Final)	8	8	40	8	20	40	20	40	184
Caltrans Documentation			24	40		40		40	144
Task 3 - Design Phase	**10**	**24**	**80**	**0**	**80**	**130**	**130**	**140**	**594**
Topographic Survey									0
Utility Research									0
50% Plans and Estimate	4	8	30		20	40	40	50	192
90% PS&E	4	8	30		40	50	50	50	232
100% PS&E (Final)	2	8	20		20	40	40	40	170
Task 4 - Bid and Construction Phase			**10**		**20**	**20**		**20**	**70**
Sub-Total	**18**	**32**	**194**	**48**	**128**	**230**	**158**	**240**	**1048**

Task	4Creeks													
	Macy C	Sawannie M	Kevin C	Clayton M / Taryn P	Kyle M	Chris C	Matt A	Daivd M	Jason A	Matt L / Clinton C	Randy W	Justin	Eric	
	Project Technician II	Project Tech IV	Associate Engineer	Engineer I	Engineer IV	Engineer V	Principal Engineer	Project Technician IV	Utility Designer II	Asscoiate Land Surveyor	Princial Land Surveyor	Survey Crew	Survey Crew	Hours by Task
Task 1 - Project Management & Meetings		**18**		**4**	**8**	**8**	**8**							**46**
Task 2 - Preliminary Design	**0**	**0**	**0**	**0**	**0**	**0**	**0**	**0**	**0**	**0**	**0**	**0**	**0**	**0**
Field Investigations														0
Preliminary Engineering Report (Draft & Final)														0
Caltrans Documentation														0
Task 3 - Design Phase	**110**	**0**	**60**	**75**	**55**	**30**	**0**	**20**	**6**	**30**	**18**	**20**	**20**	**444**
Topographic Survey										30	18	20	20	88
Utility Research								20	6					26
50% Plans and Estimate	50		25	30	20	10								135
90% PS&E	35		20	25	20	10								110
100% PS&E (Final)	25		15	20	15	10								85
Task 4 - Bid and Construction Phase	**8**		**4**	**32**	**20**	**16**	**3**							**83**
Sub-Total	**118**	**18**	**64**	**111**	**83**	**54**	**11**	**20**	**6**	**30**	**18**	**20**	**20**	**573**

Key Staff Resumes

Resumes of our key staff are located on the following pages.

Mr. Amin has 30 years of both public and private sector experience in the areas of transportation planning, traffic impact studies, transportation management plans, construction scheduling, construction area signs, signing and striping, traffic signal coordination, traffic operations, transit priority, traffic signal systems, freeway and arterial management studies, and intelligent transportation systems planning, design and construction oversight. He specializes in macro and microscopic model development and application for analysis of impacts across all modes of transportation. His projects range from traffic studies for developments, specific plans, general plans, corridor studies, and area-wide studies to long-term planning studies. Studies also include multimodal operations, light-rail, bus rapid transit, pedestrian, bicyclists and traffic safety and operations.

Nayan Amin, TE

PRESIDENT

Project Role: Principal-In-Charge

AREAS OF EXPERTISE

- Transportation Planning
- Traffic Impact Studies
- Transportation Management Plans
- Traffic Operations
- Transit Priority
- Freeway & Arterial Management Studies

YEARS OF EXPERIENCE

30

REGISTRATIONS & CERTIFICATIONS

CA TR 2290 (Traffic)

PROFESSIONAL HISTORY

TJKM	2012–Present
URS	2004 – 2012
Bucher, Willis & Ratliff	2001 – 2003
TJKM	1996 – 2000
VK Patel	1990 – 1994

EDUCATION

M.S., Civil Engineering, San Jose State University, San Jose, CA

B.S., Civil Engineering, Saurashtra University, Rajkot, Gujarat, India

Project Experience

Traffic Signal Update Project HSIP, Manteca, CA, City of Manteca, 2017-Ongoing, $478K: Project Manager on project for the inventory of existing signalized intersections signal controller hardware and firmware, signal communications equipment and signal hardware at 47 intersections; identifying the signal equipment and signal communications hardware needing upgrades; integrating asset data collection into the City's VueWorks Asset Management System; designing a citywide wireless signal interconnect communications network for the traffic signal system between the signalized intersections; retiming the major corridors for improved traffic signal timing coordination; and assisting the City with evaluating and selecting a Centralized Signal System.

Dinuba Signal Synchronization Project, Dinuba, CA, City of Dinuba, 2017-Ongoing, $90K: Principal-In-Charge overseeing project to provide PS&E for wireless interconnection of eight signals along Alta Avenue and copper signal interconnect between four signals along El Monte Way. The signal communication will be transmitted back to Dinuba Public Works Building. Along with preparation of PS&E, TJKM is preparing signal coordination plans for 11 signals along Alta Avenue and El Monte Way for the AM, Midday, and PM weekday periods and implementing and fine-tuning the plans along with providing training to the staff on the Synchro system.

Systemic Safety Analysis Report Program, Dinuba, CA, Yamabe & Horn Engineering, Inc., 2018-Ongoing, $25K: Principal-In-Charge and QA/QC who is overseeing work on a safety analysis to develop the SSAR for the City of Dinuba through the SSARP. The team has looked into the citywide historical collision data and identified hot spots using GIS techniques. The team is currently in the process of developing lists of systemic low-cost countermeasures for hot-spot locations, based on the characteristics of both collisions and facilities. Next, we will develop safety projects based on the identified countermeasures and prioritize them through benefit-cost analysis. Preparation of 30% concept drawings for the top three ranked projects will be carried out and submitted to the City for review. These concept drawings can be used for City's HSIP Cycle 9 grant applications.

The team will develop a toolkit to document the correlation between facility characteristics and potential countermeasures so that the City can use it for planning citywide systemic roadway network safety enhancement.

Pedestrian & Bicyclist Safety & Connectivity Study, Dinuba, CA, City of Dinuba, 2018-2019, $157K: Project Manager overseeing the planning services to complete the Dinuba Pedestrian and Bicyclist Safety and Connectivity Study. The team conducted an assessment of existing conditions; reviewed existing multimodal transportation infrastructure and connectivity for gaps and deficiencies, as well as barriers to safe routes to school; and examined crash data available from SWITRS and the Dinuba Police Department and developed countermeasures that enhance safety and mobility for all travel modes. Extensive public participation is planned, including a walking/bicycling tour and online survey. The project also involved the development of a neighborhood traffic calming program and a complete streets policy.

Three HSIP Projects for West Leland Corridor Safety Improvements, Pittsburg, CA, City of Pittsburg, 2017-Ongoing, $159K: Principal-In-Charge on project to construct safety improvements on West Leland Road. The City received three Federal HSIP grants to fund these improvements, which will include high friction surface treatments, solar powered radar speed feedback warning signage, centerline rumble strips/stripes, pavement markers and markings, and traffic signal modifications to provide protected left-turn phasing at two intersections. The HSIP projects will also include intersection lane striping improvements at the intersections of Railroad Avenue/California Avenue and East Leland Road/Loveridge Road. The team is responsible for developing the PS&E as well as bidding support.

Rossmoor Pedestrian Safety Evaluation, Walnut Creek, CA, Golden Rain Foundation of Walnut Creek, 2016-2017, $33K: Principal-In-Charge on project where TJKM served as the professional traffic engineering consultant to conduct pedestrian and vehicle safety study for a senior housing complex. Primary goals were to make Rossmoor a safer environment for pedestrians, golf cart users, and motorists. Scope of work included: field review of existing conditions and deficiencies on crosswalks, sidewalks, driveways, parking lots, pedestrian connectivity. The team identified solutions to improve traffic and pedestrian safety and circulation.

Comprehensive Pedestrian & Bicycle Master Plan, Belmont, CA, City of Belmont, 2015-2016, $67K: Project Manager that oversaw development of a comprehensive pedestrian and bicycle master plan to encourage people of all ages to bike and/or walk more. The team prepared a thorough review of existing bicycle, pedestrian, and Safe Routes to School planning documents, including the City's Complete Streets Policy, and conducted peak hour manual counts for pedestrians and bicyclists at key intersections, as well as analyzed pedestrian and bicycle collisions to offer countermeasures. Identified and worked with representatives from community groups, schools, police and fire departments, coalitions, and adjacent agencies to gain support of the plan, and conducted public outreach via public workshops, walking/biking tours, project websites, online surveys and other strategies. Recommended capital projects based on existing conditions and input, and assessed design policies and guidelines to maintain a natural aesthetic.

Citywide Multimodal Improvement Plan, Mountain View, CA, City of Mountain View, 2015-2018, $220K: Project Manager that oversaw the development of Area-wide Multimodal Improvement Plan. Elements of the Multimodal Improvement Plan were largely drawn from several recent studies and plans analyzing future conditions and provided potential improvement strategies and projects. More than 50 study intersections and 50 roadway segments are being evaluated as part of the study to identify deficiencies, and improvements to enhance operations for all modes of transportation. The plan is also intended to help reduce VMT/GHG and help meet mode shift goals. As a part of the project, conceptual layouts for the recommended improvements were prepared.

Sequencing I-

Leigh High School Safety Analysis, San Jose, CA, Campbell Union High School District, 2016-2017, $12K: Principal-In-Charge. The team evaluated existing conditions, identifying deficiencies, and provided recommendations to enhance operations and safety for vehicular, pedestrian, bicycle, and transit in the immediate vicinity of Leigh High School in the city of San Jose. The school was experiencing operations and safety issues which posed risks to students and staff. The safety study identified existing volumes and traffic patterns for vehicle, pedestrian and bicycle movements, student pick-up and drop-off areas, bus operations, on-site circulation, and speed data in the vicinity of the school.

Traffic Signal Mathilda Avenue & Indio Avenue, Sunnyvale, CA, City of Sunnyvale, 2017-2018, $138K: Principal-In-Charge overseeing Team to assist the City in preparing the E-76 forms necessary for obtaining the Request for Authorization for construction approval from Caltrans Local Assistance Program, including the Right-of-Way, and Utility Certification forms. TJKM and Siegfried prepared the PS&E for the civil and traffic signal and signing and striping improvements. The project also involved coordination with VTA for relocating bus stop benches and signs to the new sidewalk areas. TJKM and Siegfried will provide bid and construction support services during construction.

AREAS OF EXPERTISE

- Traffic Operations
- Traffic Handling
- Pavement Delineation
- Signage Plans
- Bicycle & Pedestrian Implementation
- Complete Streets
- Safe Routes to School
- Traffic Signal Design
- Intelligent Transportation Design
- ITS Planning

YEARS OF EXPERIENCE

13

REGISTRATIONS & CERTIFICATIONS

CA EIT 154117

PROFESSIONAL HISTORY

TJKM	2013 – Present
URS	2007 – 2012

EDUCATION

B.S., Civil Engineering, San Jose State University, San Jose, CA

Mr. Patel has 13 years of professional experience in transportation/traffic engineering and design. He has provided support on traffic impact studies, highway operation analysis, signal coordination projects and highway design plans, specifications and estimates (PS&E) packages. Mr. Patel has worked on various electrical design projects which include street lighting, traffic signal, and intelligent transportation system design plans, as well as the preparation of traffic handling, signage, and striping plans.

Mr. Patel has worked with various jurisdictions in the San Francisco Bay Area, Tri-Valley, Central Valley, and Northern California and is very familiar with their different standards and requirements. This knowledge often leads to minimal need for plan check comments during the design phase. For all projects, Mr. Patel has developed project estimates, specifications to accompany the full plan set. He has met with clients for comment review meetings, assisted cities on answering contractor Requests for Information (RFI's) on design work, and have met with them onsite to resolve any design questions.

Rutvij Patel, EIT

PROJECT MANAGER

Project Role: Project Manager

Project Experience

Traffic Signal Update Project HSIP, Manteca, CA, City of Manteca, 2017-Ongoing, $478K: Task Lead on project for the inventory of existing signalized intersections signal controller hardware and firmware, signal communications equipment and signal hardware at 47 intersections; identifying the signal equipment and signal communications hardware needing upgrades; integrating asset data collection into the City's VueWorks Asset Management System; designing a citywide wireless signal interconnect communications network for the traffic signal system between the signalized intersections; retiming the major corridors for improved traffic signal timing coordination; and assisting the City with evaluating and selecting a Centralized Signal System.

Safe Routes to School-6 Locations, Oakland, CA, City of Oakland, 2018-Ongoing, $143K: Project Manager for project through our existing on-call contract with City of Oakland. TJKM was awarded this task order for signage, striping, civil and electrical improvements for 6 schools located around the City. As part of City's Safe Routes to School team, safety improvements were identified around 6 schools. The TJKM Team prepared a full set of plans, specifications, and estimate for all the schools. Two of the locations are within the Caltrans and Bart right-of-way. TJKM is working with the City to submit and get approvals of the encroachment permits for those respective agencies.

Dinuba Signal Synchronization Project, Dinuba, CA, City of Dinuba, 2017-Ongoing, $90K: Task Lead on project to provide PS&E for wireless interconnection of eight signals along Alta Avenue and copper signal interconnect between four signals along El Monte Way. Along with preparation of PS&E, the team is preparing signal coordination plans for 11 signals along Alta Avenue and El Monte Way for the AM, Midday, and PM weekday periods and implementing and fine-tuning the plans along with providing training to the staff on the Synchro system.

Systemic Safety Analysis Report Program, Dinuba, CA, Yamabe & Horn Engineering, Inc., 2018-Ongoing, $25K: Task Lead assisting on a safety analysis to develop the SSAR for the City of Dinuba through the SSARP. He has looked into the citywide historical collision data and identified hot spots using GIS techniques. He is currently in

the process of developing lists of systemic low-cost countermeasures for hot-spot locations, based on the characteristics of both collisions and facilities. Next, he will develop safety projects based on the identified countermeasures and prioritize them through benefit-cost analysis. Preparation of 30% concept drawings for the top three ranked projects will be carried out and submitted to the City for review. These concept drawings can be used for City's HSIP Cycle 9 grant applications.

He will develop a toolkit to document the correlation between facility characteristics and potential countermeasures so that the City can use it for planning citywide systemic roadway network safety enhancement.

Pedestrian & Bicyclist Safety & Connectivity Study, Dinuba, CA, City of Dinuba, 2018-Ongoing, $157K: Project Engineer on the team providing services to complete the Dinuba Pedestrian and Bicyclist Safety and Connectivity Study. Assessment of existing conditions were conducted; existing multimodal transportation infrastructure and connectivity for gaps and deficiencies, as well as barriers to safe routes to school were reviewed; and crash data available from SWITRS and the Dinuba Police Department were examined and the team developed countermeasures that enhance safety and mobility for all travel modes. Extensive public participation is planned, including a walking/bicycling tour and online survey. The project also involved the development of a neighborhood traffic calming program and a complete streets policy.

Central Corridor Bicycle & Pedestrian Safety Improvements, Daly City, CA, City of Daly City, 2018-Ongoing, $89K: Task Lead responsible for the design of bicycle and pedestrian improvements as part of the City's Central Corridor project. The project entails preparing PS&E for signal modifications at the intersections of Junipero Serra/John Daly Boulevard and Washington/Junipero Serra. The Project also includes design of Class II bicycle facilities along Eastmoor Avenue, between Baldwin Avenue and Sullivan Avenue. He will also be designing Class II and III bicycle lanes alone Junipero Serra, San Pedro Road, East Market Street, and Guadalupe Canyon Parkway, and two solar radar feedback signs along Eastmoor Avenue.

Three HSIP Projects for West Leland Corridor Safety Improvements, Pittsburg, CA, City of Pittsburg, 2017-Ongoing, $159K: Task Lead. The City received three Federal HSIP grants to fund these improvements, which will include high friction surface treatments, solar powered radar speed feedback warning signage, centerline rumble strips/stripes, pavement markers and markings, and traffic signal modifications to provide protected left-turn phasing at two intersections. The HSIP projects will also include intersection lane striping improvements at the intersections of Railroad Avenue/California Avenue and East Leland Road/Loveridge Road. He is currently in the design phase and responsible for assisting in developing Plans, Specifications, and Estimate (PS&E) as well as bidding support.

Mathilda/Indio Intersection Improvements, Sunnyvale, CA, City of Sunnyvale, 2017-2018, $138K: Project Engineer assisted the City in preparing the E-76 forms necessary for obtaining the Request for Authorization for construction approval from Caltrans Local Assistance Program, including the Right-of-Way, and Utility Certification forms. He, as part of a team, prepared the PS&E for the civil and traffic signal and signing and striping improvements. The project also involved coordination with VTA for relocating bus stop benches and signs to the new sidewalk areas. The PS&E has been completed and the project is being ready to be advertised for bidding for construction. He will assist in providing bid and construction support services during construction.

Five Signal Modifications Project, Visalia, CA, City of Visalia, 2014-2015, $157K: As Project Engineer, assisted in analyzing the effect of proposed signal modifications on traffic signal operations. As part of HSIP grant funding, the city proposed the addition of exclusive left turn lanes and an eight-phase signal operation system for the five project intersections. Developed existing and proposed conditions Synchro models, updated timing parameters and prepared technical memorandum consisting of the existing and proposed conditions analyses.

Ralston Avenue Corridor Improvements – Segments 1 & 2, Belmont, CA City of Belmont, 2018-Ongoing, $39K: Task Lead assisting with preparing PS&E for the bicycle and pedestrian safety improvements along Ralston Avenue between US 101 and South Road. The project entails preparing a traffic analysis technical memorandum for future improvements at El Camino Real and Ralston Avenue, preparing a technical memorandum of recommendations of improvements above what the Ralston Corridor Study recommended, addition of Class I, II, and III bicycle facilities, installation of two HAWK signals, reconstruction of curb ramps to be ADA compliant, and public outreach to businesses and residents for their input in the project. He is coordinating with Caltrans for obtaining an encroachment permit for the work along El Camino Real and also at the US 101 interchange with Ralston Avenue. The project also is coordinating with the City's Parks and Transportation Committees for the preferred alignment of the Twin Pines Park Class I bicycle path.

Safe Routes to School 2015, Sunnyvale, CA, City of Sunnyvale, 2015-2016, $283K: As Task Lead, assisted designing the PS&E for citywide pedestrian improvements at 60 signalized and unsignalized intersections. The improvements consisted of modifications of traffic signal equipment, curb ramp upgrades, signing and striping and pavement marking improvements. Over 200 intersections were analyzed and a Basis of Design Report was prepared for the recommended improvements to move forward into the detailed design phase. The team designing the improvements recommended along with preparing the E-76 documentation for NEPA environmental clearance.

Ms. Jariwala has 21 years of professional experience in the areas of traffic operations, transportation planning, freeway and arterial management studies, signal coordination, traffic signal systems, traffic impact studies/EIRs and intelligent transportation systems planning, design and construction oversight. She has extensive experience in macro and microscopic model development and application for analysis of traffic operations for express lane studies as well as multimodal operations, light-rail, bus rapid transit, pedestrian, bicyclists, and traffic safety studies.

Ruta Jariwala, PE, TE

PRINCIPAL

Project Role: QA/QC

AREAS OF EXPERTISE

- Signal Coordination
- Project Management
- Traffic Impact Studies
- Freeway Operations
- Traffic Operations
- Traffic Planning

YEARS OF EXPERIENCE

21

REGISTRATIONS & CERTIFICATIONS

CA CE 73840 (Civil)
CA TR 2465 (Traffic)
TX CE 135281 (Civil)

PROFESSIONAL HISTORY

TJKM	2012 - Present
URS	2004 – 2012
Bucher, Willis & Ratliff	2001 – 2003
Autodesk	1999 – 2001

EDUCATION

M.S., Civil Engineering, San Jose State University, San Jose, CA
B.S., Civil Engineering, Bombay University, Mumbai, Maharashtra, India

Project Experience

Traffic Signal Update Project HSIP, Manteca, CA, City of Manteca, 2017-Ongoing, $478K: Task Lead on project for the inventory of existing signalized intersections signal controller hardware and firmware, signal communications equipment and signal hardware at 47 intersections; identifying the signal equipment and signal communications hardware needing upgrades; integrating asset data collection into the City's VueWorks Asset Management System; designing a citywide wireless signal interconnect communications network for the traffic signal system between the signalized intersections; retiming the major corridors for improved traffic signal timing coordination; and assisting the City with evaluating and selecting a Centralized Signal System.

Safe Routes to School-6 Locations, Oakland, CA, City of Oakland, 2018-Ongoing, $143K: Principal-In-Charge for project through our existing on-call contract with City of Oakland. TJKM was awarded this task order for signage, striping, civil and electrical improvements for 6 schools located around the City. As part of City's Safe Routes to School team, safety improvements were identified around 6 schools. The TJKM Team prepared a full set of plans, specifications, and estimate for all the schools. Two of the locations are within the Caltrans and Bart right-of-way. TJKM is working with the City to submit and get approvals of the encroachment permits for those respective agencies.

Dinuba Signal Synchronization Project, Dinuba, CA, City of Dinuba, 2017-Ongoing, $90K: Task Lead on project to provide PS&E for wireless interconnection of eight signals along Alta Avenue and copper signal interconnect between four signals along El Monte Way. Along with preparation of PS&E, the team is preparing signal coordination plans for 11 signals along Alta Avenue and El Monte Way for the AM, Midday, and PM weekday periods and implementing and fine-tuning the plans along with providing training to the staff on the Synchro system.

Systemic Safety Analysis Report Program, Dinuba, CA, Yamabe & Horn Engineering, Inc., 2018-Ongoing, $25K: Project Manager working on a safety analysis to develop the SSAR for the City of Dinuba through the SSARP. She has looked into the citywide historical collision data and identified hot spots using GIS techniques. She is currently in the process of developing lists of systemic low-cost countermeasures for hot-spot locations, based on the characteristics of both collisions and facilities. Next, she will develop safety projects based on the identified countermeasures and prioritize them through benefit-cost analysis. Preparation of 30% concept drawings for the top three ranked projects will be carried out and submitted to the City for review. These

concept drawings can be used for City's HSIP Cycle 9 grant applications.

Pedestrian & Bicyclist Safety & Connectivity Study, Dinuba, CA, City of Dinuba, 2018-Ongoing, $157K: Task Lead on the team providing services to complete the Dinuba Pedestrian and Bicyclist Safety and Connectivity Study. Assessment of existing conditions were conducted; existing multimodal transportation infrastructure and connectivity for gaps and deficiencies, as well as barriers to safe routes to school were reviewed; and crash data available from SWITRS and the Dinuba Police Department were examined and the team developed countermeasures that enhance safety and mobility for all travel modes. Extensive public participation is planned, including a walking/bicycling tour and online survey. The project also involved the development of a neighborhood traffic calming program and a complete streets policy.

Central Corridor Bicycle & Pedestrian Safety Improvements, Daly City, CA, City of Daly City, 2018-Ongoing, $89K: Principal-In-Charge and QA/QC for the design of bicycle and pedestrian improvements as part of the City's Central Corridor project. The project entails preparing PS&E for signal modifications at the intersections of Junipero Serra/John Daly Boulevard and Washington/Junipero Serra. The Project also includes design of Class II bicycle facilities along Eastmoor Avenue, between Baldwin Avenue and Sullivan Avenue. He will also be designing Class II and III bicycle lanes alone Junipero Serra, San Pedro Road, East Market Street, and Guadalupe Canyon Parkway, and two solar radar feedback signs along Eastmoor Avenue.

Ralston Avenue Corridor Improvements – Segments 1 & 2, Belmont, CA City of Belmont, 2018-Ongoing, $39K: QA/QC Manager overseeing project assisting the City of Belmont with preparing PS&E for the bicycle and pedestrian safety improvements along Ralston Avenue between US 101 and South Road. The project entails preparing a traffic analysis technical memorandum for future improvements at El Camino Real and Ralston Avenue, preparing a technical memorandum of recommendations of improvements above what the Ralston Corridor Study recommended, addition of Class I, II, and III bicycle facilities, installation of two HAWK signals, reconstruction of curb ramps to be ADA compliant, and public outreach to businesses and residents for their input in the project. The Team is coordinating with Caltrans for obtaining an encroachment permit for the work along El Camino Real and also at the US 101 interchange with Ralston Avenue. The project also is coordinating with the City's Parks and Transportation Committees for the preferred alignment of the Twin Pines Park Class I bicycle path.

Rossmoor Pedestrian Safety Evaluation, Walnut Creek, CA, Golden Rain Foundation of Walnut Creek, 2016-2017, $33K: Project Manager on project which provided traffic engineering consulting services on a project to conduct pedestrian and vehicle safety study for a senior housing complex. Primary goals were to make Rossmoor a safer environment for pedestrians, golf cart users, and motorists. Scope of work included: field review of existing conditions and deficiencies on crosswalks, sidewalks, driveways, parking lots, pedestrian connectivity. She identified solutions to improve traffic and pedestrian safety and circulation.

Safe Routes to School 2015, Sunnyvale, CA, City of Sunnyvale, 2015-2016, $283K: QA/QC on project which designed the PS&E for Citywide pedestrian improvements at 60 signalized and unsignalized intersections. The improvements consisted of modifications of traffic signal equipment, curb ramp upgrades, signing and striping and pavement marking improvements. The project analyzed over 200 intersections and prepared a Basis of Design Report for the recommended improvements to move forward into the detailed design phase. Reviewed the design improvements recommended along with the E-76 documentation for NEPA environmental clearance.

Three HSIP Projects for West Leland Corridor Safety Improvements, Pittsburg, CA, City of Pittsburg, 2017-Ongoing, $159K: QA/QC on project to construct safety improvements on West Leland Road. The City received three Federal HSIP grants to fund these improvements, which will include high friction surface treatments, solar powered radar speed feedback warning signage, centerline rumble strips/stripes, pavement markers and markings, and traffic signal modifications to provide protected left-turn phasing at two intersections. The HSIP projects will also include intersection lane striping improvements at the intersections of Railroad Avenue/California Avenue and East Leland Road/Loveridge Road. The TJKM Team is responsible for developing Plans, Specifications, and Estimate (PS&E) as well as bidding support.

Mathilda/Indio Intersection Improvements, Sunnyvale, CA, City of Sunnyvale, 2017-2018, $138K: QA/QC Manager that assisted the City in preparing the E-76 forms necessary for obtaining the Request for Authorization for construction approval from Caltrans Local Assistance Program, including the Right-of-Way, and Utility Certification forms. TJKM, as part of a team, prepared the PS&E for the civil and traffic signal and signing and striping improvements. The project also involved coordination with VTA for relocating bus stop benches and signs to the new sidewalk areas. The PS&E has been completed and the project is being ready to be advertised for bidding for construction. The Team will provide bid and construction support services during construction.

AREAS OF EXPERTISE

- Intelligent Transportation Design
- ITS Planning
- Traffic Signal Designs
- Traffic Operational Analysis
- Bicycle & Pedestrian Studies
- Parking Studies

YEARS OF EXPERIENCE

30

REGISTRATIONS & CERTIFICATIONS

CA TR 2321 (Traffic)
TX CE 83987 (Civil)
Professional Traffic Operations Engineer 1640

PROFESSIONAL HISTORY

TJKM	2012-Present
City of Menlo Park	2010-2012
DKS	1999-2010
PBQ&D	1998-1999
City of Coppell	1994-1998
City of Dallas	1992-1994
TX Transportation Institute	1990-1991

EDUCATION

M.B.A., Technical Management, University of Phoenix, Northern California Campus, CA
B.S., Civil Engineering, Texas A&M University, College Station, TX

Mr. Patel has 30 years of traffic engineering and transportation planning experience, and has worked in both the public and private sectors. Prior to joining TJKM, he served as the City of Menlo Park's Traffic Engineer where he co-developed the City's signal design and equipment standards. Mr. Patel has designed several traffic signal installations and modifications involving Caltrans and obtained encroachment permits for these client. Some of these projects have included installation of traffic signal interconnect conduit and cable to the adjacent signals, installation of curb ramps that comply with the Americans with Disabilities Act (ADA), video detection systems, video surveillance systems, emergency vehicle pre-emption, fiber optic communication hubs. He has also completed railroad signal pre-emption for the adjacent Union Pacific Railroad, signing and striping at the intersection as well as along the arterial, and construction assistance after the design was completed.

Mr. Patel has developed bus rapid transit projects involving design and construction of transit signal priority hardware at existing traffic signal locations in Oakland and Stockton. Some of the other ITS projects he has managed have included strategic plan development, Concept of Operations, multi-jurisdictional systems integration, and technical specifications development.

Atul Patel, PE, TE, PTOE

DIRECTOR OF ITS & DESIGN

Project Role: Caltrans Documentation Task Lead

Project Experience

Traffic Signal Update Project HSIP, Manteca, CA, City of Manteca, 2017-Ongoing, $478K: Task Lead on project for the inventory of existing signalized intersections signal controller hardware and firmware, signal communications equipment and signal hardware at 47 intersections; identifying the signal equipment and signal communications hardware needing upgrades; integrating asset data collection into the City's VueWorks Asset Management System; designing a citywide wireless signal interconnect communications network for the traffic signal system between the signalized intersections; retiming the major corridors for improved traffic signal timing coordination; and assisting the City with evaluating and selecting a Centralized Signal System.

In addition, TJKM developed a Fiber Optic Communication Master Plan and PS&E for hard-wired fiber installation for the initial phase of the project.

Safe Routes to School-6 Locations, Oakland, CA, City of Oakland, 2018-Ongoing, $143K: Secondary Project Manager for project through our existing on-call contract with City of Oakland. TJKM was awarded this task order for signage, striping, civil and electrical improvements for 6 schools located around the City. As part of City's Safe Routes to School team, safety improvements were identified around 6 schools. He helped prepared a full set of plans, specifications, and estimate for all the schools. Two of the locations are within the Caltrans and Bart right-of-way. He is helping on working with the City to submit and get approvals of the encroachment permits for those respective agencies.

Dinuba Signal Synchronization Project, Dinuba, CA, City of Dinuba, 2017-Ongoing, $90K: Project Manager on project to provide PS&E for wireless interconnection of eight signals along Alta Avenue and copper signal interconnect between four signals along El Monte Way. The signal communication will be transmitted back to Dinuba Public Works Building. Along with preparation of PS&E, he is

preparing signal coordination plans for 11 signals along Alta Avenue and El Monte Way for the AM, Midday, and PM weekday periods and implementing and fine-tuning the plans along with providing training to the staff on the Synchro system.

Pedestrian & Bicyclist Safety & Connectivity Study, Dinuba, CA, City of Dinuba, 2018-2019, $157K: Task Lead. The project provided planning services to complete the Dinuba Pedestrian and Bicyclist Safety and Connectivity Study. An assessment of existing conditions was conducted; existing multimodal transportation infrastructure and connectivity for gaps and deficiencies were reviewed, as well as barriers to safe routes to school; and crash data available from SWITRS and the Dinuba Police Department were examined and assisted with the development of countermeasures that enhance safety and mobility for all travel modes.

Central Corridor Bicycle & Pedestrian Safety Improvements, Daly City, CA, City of Daly City, 2018-Ongoing, $89K: Project Manager responsible for overseeing the design of bicycle and pedestrian improvements as part of the City's Central Corridor project. The project entails preparing PS&E for signal modifications at the intersections of Junipero Serra/John Daly Boulevard and Washington/Junipero Serra. The Project also includes design of Class II bicycle facilities along Eastmoor Avenue, between Baldwin Avenue and Sullivan Avenue. Class II and III bicycle lanes alone Junipero Serra, San Pedro Road, East Market Street, and Guadalupe Canyon Parkway, and two solar radar feedback signs along Eastmoor Avenue were also designed.

Three HSIP Projects for West Leland Corridor Safety Improvements, Pittsburg, CA, City of Pittsburg, 2017-Ongoing, $159K: Project Manager on project to construct safety improvements on West Leland Road. The City received three Federal HSIP grants to fund these improvements, which will include high friction surface treatments, solar powered radar speed feedback warning signage, centerline rumble strips/stripes, pavement markers and markings, and traffic signal modifications to provide protected left-turn phasing at two intersections. The HSIP projects will also include intersection lane striping improvements at the intersections of Railroad Avenue/California Avenue and East Leland Road/Loveridge Road.

Mathilda/Indio Intersection Improvements, Sunnyvale, CA, City of Sunnyvale, 2017-2018, $138K: Project Manager was responsible for assisting the City in preparing the E-76 forms necessary to obtain the Request for Authorization for construction approval from Caltrans Local Assistance Program, including the right-of-way, and utility certification forms. TJKM prepared the PS&E for the civil and traffic signal and signing and striping improvements. The project also involved coordination with VTA for relocating bus stop benches and signs to the new sidewalk areas. The Team also provided bid and construction support services during construction.

Intersection Improvements at Grant Road & Phyllis Avenue/Martens Avenue, Mountain View, CA, City of Mountain View, 2016-2018, $98K: Project Manager responsible for preparing the PS&E for modifying the traffic signal at Grant Road and Phyllis Avenue/Martens Avenue. The improvements consisted of:

- Installation of an eastbound bike lane on Phyllis
- Median island modifications
- Right of way acquisition document preparation
- New ADA curb ramps
- Sidewalk installation along Martens Avenue
- New pedestrian bulb outs
- Curb and gutter
- Modification of the existing six phase signal operation to an eight phase operation
- Restriping to add left turn pockets on Martens Avenue
- High visibility crosswalks
- Removal of pork chop islands for replacement with new pedestrian bulb outs

Bid and construction support services were also provided.

HSIP Traffic Analysis of 5 Intersection Signal Modifications, Visalia, CA, City of Visalia, 2014-2015, $157K: As Project Manager, assisted in analyzing the effect of proposed signal modifications on traffic signal operations. Developed existing and proposed conditions Synchro models, updated timing parameters, and prepared technical memorandum consisting of the existing and proposed conditions analyses.

Safe Routes to School Implementation, Sunnyvale, CA, Bellecci & Associates, 2013-2016, $39K: Project Manager responsible for overseeing the preparation of the PS&E for a citywide bicycle signage for their bicycle routes, preparing signal modification plans at Maude/Sunnyvale-Saratoga and signing and striping plans along Maude Avenue, in pavement crosswalk lighting at Bayview and Maude Avenue, and preparing signing and striping improvements at 16 intersections citywide.

Citywide Intersection Safety Improvement Study, San Bruno, CA, City of San Bruno, 2016-2018, $100K: Task Lead on the project where he assisted the City on the Citywide Intersection Safety Improvement Study. As part of the project, collision data was collected for five years within the City, conducted field observations, analyzed the collision to identify the patterns, high risk factors and locations, and is developing countermeasures to enhance safety and operations for all modes of transportation. Prioritization of locations and risk factors was conducted based on set of thresholds developed for the project. Upon identification of countermeasures, Funding sources were identified and applications were prepared for the City to pursue funding to implement the countermeasures.

Mr. Dickinson has four years of professional experience in transportation engineering and design. He spent his first year interning for the design group at TJKM, providing support on signal design plans, traffic handling plans, striping plans, and estimate (PS&E) packages.

Andrew Dickinson

ASSISTANT TRANSPORTATION ENGINEER

Project Role: Field Investigations Task Lead, Preliminary Engineering Report Task Lead, Design Phase Task Lead

AREAS OF EXPERTISE

- Traffic Handling
- Pavement Delineation
- Signage Plans
- Traffic Signal Design

YEARS OF EXPERIENCE

4

PROFESSIONAL HISTORY

TJKM 2016 – Present

EDUCATION

B.S., Civil Engineering, San Jose State University, San Jose, CA

Project Experience

Traffic Signal Update Project, HSIP, Manteca, CA, City of Manteca, 2017-Ongoing, $450K: Assistant Project Engineer assisting with the inventory of existing signalized intersections signal controller hardware and firmware, signal communications equipment, and signal hardware at 47 intersections; identifying the signal equipment and signal communications hardware needing upgrades, and assisting with the design of a citywide wireless signal interconnect communications network for the traffic signal system between the signalized intersections.

Tasks for this project include development of a Fiber Optic Communication Master Plan and PS&E for hard-wired fiber installation for the initial phase of the project.

Dinuba Signal Synchronization Project, Dinuba, CA, City of Dinuba, 2017-Ongoing, $90K: Assistant Project Engineer assisting on project to provide PS&E for wireless interconnection of eight signals along Alta Avenue and copper signal interconnect between four signals along El Monte Way. Assisting with the preparation of the signal coordination plans for 11 signals along Alta Avenue and El Monte Way for the AM, Midday, and PM weekday periods and implementing and fine-tuning the plans along with providing training to the staff on the Synchro system.

Pedestrian & Bicyclist Safety & Connectivity Study, Dinuba, CA, City of Dinuba, 2018-Ongoing, $157K: Assistant Transportation Engineer on the team providing services to complete the Dinuba Pedestrian and Bicyclist Safety and Connectivity Study. Assessment of existing conditions were conducted; existing multimodal transportation infrastructure and connectivity for gaps and deficiencies, as well as barriers to safe routes to school were reviewed; and crash data available from SWITRS and the Dinuba Police Department were examined and the team developed countermeasures that enhance safety and mobility for all travel modes. Extensive public participation is planned, including a walking/bicycling tour and online survey. The project also involved the development of a neighborhood traffic calming program and a complete streets policy.

Three HSIP Projects for West Leland Corridor Safety Improvements, Pittsburg, CA, City of Pittsburg, 2017-Ongoing, $159K: Assistant Project Engineer on project to construct safety improvements on West Leland Road. Assisted with developing PS&E as well as bidding support.

PROJECT SCHEDULE

PROJECT SCHEDULE

Our proposed team is an experienced team with specific strengths in each of the areas required to deliver this project on schedule and within budget to the satisfaction of City of Dinuba. Our proposed team has a proven track record of successful similar projects and is dedicated to providing high-quality products. With our available resources and experience, TJKM is equipped to provide the level of responsiveness required by the City, all while providing professional and quality services. We have developed an individualized approach for each task that, combined with an active project management and team-oriented approach, will ensure the delivery of timely, high-quality services.

The personnel listed in our organization chart are available to work on the project for the entire duration of the project. Our proposed staff has the availability to accept and complete this key project on schedule and within budget.

TJKM will complete this project in accordance with the schedule shown below.

PROJECT SCHEDULE

Proposal for Safety Improvements alon Various Corridors - City of Dinuba | Project No. HSIPL-5143 (034)

ID	Task Name	Duration	Start	Finish
1	**Project Management**	**251 days**	**Mon 7/6/20**	**Mon 6/21/21**
2	Kickoff Meeting	1 day	Mon 7/6/20	Mon 7/6/20
3	**Preliminary Design Phase**	**80 days**	**Tue 7/7/20**	**Mon 10/26/20**
4	Field Investigations	2 days	Tue 7/7/20	Wed 7/8/20
5	Draft Engineering Report	20 days	Tue 7/7/20	Mon 8/3/20
6	City Review Draft Engineering Report	10 days	Tue 8/4/20	Mon 8/17/20
7	Final Engineering Report	10 days	Tue 8/18/20	Mon 8/31/20
8	Aerial Topographic Survey	20 days	Tue 8/4/20	Mon 8/31/20
9	Caltrans LAPM Assistance	60 days	Tue 8/4/20	Mon 10/26/20
10	**50% Plans & Estimate**	**35 days**	**Tue 9/1/20**	**Mon 10/19/20**
11	Prepare 50% Plans & Estimate	25 days	Tue 9/1/20	Mon 10/5/20
12	City Review 50% Submittal	10 days	Tue 10/6/20	Mon 10/19/20
13	**90% PS&E**	**30 days**	**Tue 10/20/20**	**Mon 11/30/20**
14	Prepare 90% PS&E	20 days	Tue 10/20/20	Mon 11/16/20
15	City Review 90% PS&E	10 days	Tue 11/17/20	Mon 11/30/20
16	**Final PS&E**	**25 days**	**Tue 12/1/20**	**Mon 1/4/21**
17	Prepare Final PS&E	15 days	Tue 12/1/20	Mon 12/21/20
18	City Review Final PS&E	10 days	Tue 12/22/20	Mon 1/4/21
19	**Bidding Support Phase**	**30 days**	**Tue 1/5/21**	**Mon 2/15/21**
20	Bidding Support Phase	30 days	Tue 1/5/21	Mon 2/15/21
21	**Construction Support Phase**	**90 days**	**Tue 2/16/21**	**Mon 6/21/21**
22	Construction Support	90 days	Tue 2/16/21	Mon 6/21/21

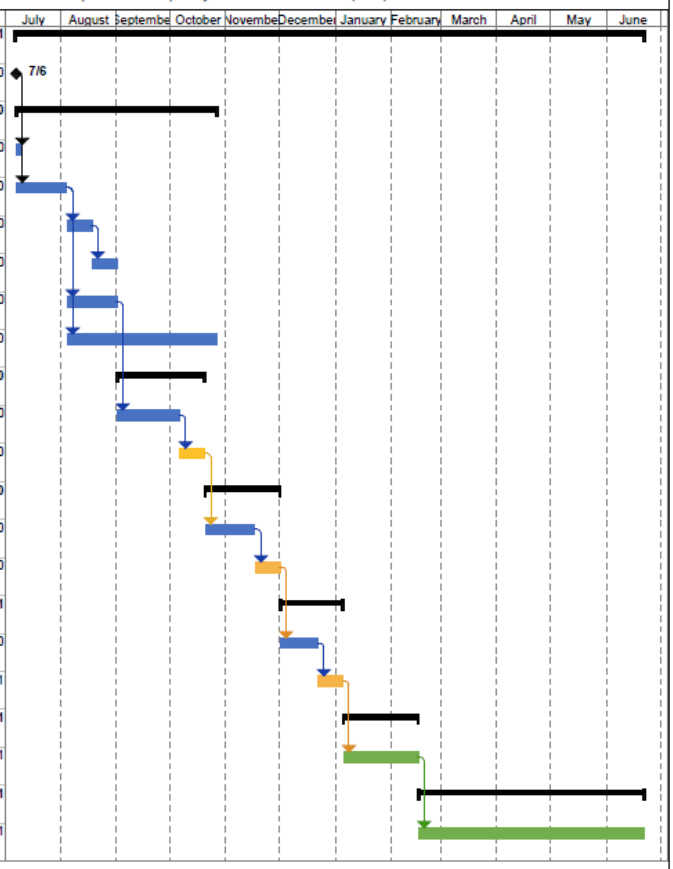

Appendix A
Required Forms

EXHIBIT 10-O1 CONSULTANT PROPOSAL DBE COMMITMENT

1. Local Agency: _____ 2. Contract DBE Goal: _____

3. Project Description: _____

4. Project Location: _____

5. Consultant's Name: _____ 6. Prime Certified DBE: ☐

7. Description of Work, Service, or Materials Supplied	8. DBE Certification Number	9. DBE Contact Information	10. DBE %

Local Agency to Complete this Section			
17. Local Agency Contract Number: _____ 18. Federal-Aid Project Number: _____ 19. Proposed Contract Execution Date: _____		**11. TOTAL CLAIMED DBE PARTICIPATION**	**%**
Local Agency certifies that all DBE certifications are valid and information on this form is complete and accurate.		IMPORTANT: Identify all DBE firms being claimed for credit, regardless of tier. Written confirmation of each listed DBE is required.	
20. Local Agency Representative's Signature	21. Date	12. Preparer's Signature	13. Date
22. Local Agency Representative's Name	23. Phone	14. Preparer's Name	15. Phone
24. Local Agency Representative's Title		16. Preparer's Title	

DISTRIBUTION: Original – Included with consultant's proposal to local agency.

ADA Notice: For individuals with sensory disabilities, this document is available in alternate formats. For information call (916) 654-6410 or TDD (916) 654-3880 or write Records and Forms Management, 1120 N Street, MS-89, Sacramento, CA 95814.

INSTRUCTIONS – CONSULTANT PROPOSAL DBE COMMITMENT

CONSULTANT SECTION

1. Local Agency - Enter the name of the local or regional agency that is funding the contract.
2. Contract DBE Goal - Enter the contract DBE goal percentage as it appears on the project advertisement.
3. Project Description - Enter the project description as it appears on the project advertisement (Bridge Rehab, Seismic Rehab, Overlay, Widening, etc.).
4. Project Location - Enter the project location as it appears on the project advertisement.
5. Consultant's Name - Enter the consultant's firm name.
6. Prime Certified DBE - Check box if prime contractor is a certified DBE.
7. Description of Work, Services, or Materials Supplied - Enter description of work, services, or materials to be provided. Indicate all work to be performed by DBEs including work performed by the prime consultant's own forces, if the prime is a DBE. If 100% of the item is not to be performed or furnished by the DBE, describe the exact portion to be performed or furnished by the DBE. See LAPM Chapter 9 to determine how to count the participation of DBE firms.
8. DBE Certification Number - Enter the DBE's Certification Identification Number. All DBEs must be certified on the date bids are opened.
9. DBE Contact Information - Enter the name, address, and phone number of all DBE subcontracted consultants. Also, enter the prime consultant's name and phone number, if the prime is a DBE.
10. DBE % - Percent participation of work to be performed or service provided by a DBE. Include the prime consultant if the prime is a DBE. See LAPM Chapter 9 for how to count full/partial participation.
11. Total Claimed DBE Participation % - Enter the total DBE participation claimed. If the total % claimed is less than item "Contract DBE Goal," an adequately documented Good Faith Effort (GFE) is required (see Exhibit 15-H DBE Information - Good Faith Efforts of the LAPM).
12. Preparer's Signature - The person completing the DBE commitment form on behalf of the consultant's firm must sign their name.
13. Date - Enter the date the DBE commitment form is signed by the consultant's preparer.
14. Preparer's Name - Enter the name of the person preparing and signing the consultant's DBE commitment form.
15. Phone - Enter the area code and phone number of the person signing the consultant's DBE commitment form.
16. Preparer's Title - Enter the position/title of the person signing the consultant's DBE commitment form.

LOCAL AGENCY SECTION

17. Local Agency Contract Number - Enter the Local Agency contract number or identifier.
18. Federal-Aid Project Number - Enter the Federal-Aid Project Number.
19. Proposed Contract Execution Date - Enter the proposed contract execution date.
20. Local Agency Representative's Signature - The person completing this section of the form for the Local Agency must sign their name to certify that the information in this and the Consultant Section of this form is complete and accurate.
21. Date - Enter the date the DBE commitment form is signed by the Local Agency Representative.
22. Local Agency Representative's Name - Enter the name of the Local Agency Representative certifying the consultant's DBE commitment form.
23. Phone - Enter the area code and phone number of the person signing the consultant's DBE commitment form.
24. Local Agency Representative Title - Enter the position/title of the Local Agency Representative certifying the consultant's DBE commitment form.

EXHIBIT 10-Q DISCLOSURE OF LOBBYING ACTIVITIES

COMPLETE THIS FORM TO DISCLOSE LOBBYING ACTIVITIES PURSUANT TO 31 U.S.C. 1352

1. Type of Federal Action:

☐ a. contract
b. grant
c. cooperative agreement
d. loan
e. loan guarantee
f. loan insurance

2. Status of Federal Action:

☐ a. bid/offer/application
b. initial award
c. post-award

3. Report Type:

☐ a. initial
b. material change

For Material Change Only:
year ____ quarter _____
date of last report _____

4. Name and Address of Reporting Entity

☐ Prime ☐ Subawardee
Tier _____, if known

Congressional District, if known

5. If Reporting Entity in No. 4 is Subawardee, Enter Name and Address of Prime:

Congressional District, if known

6. Federal Department/Agency:

7. Federal Program Name/Description:

CFDA Number, if applicable _____

8. Federal Action Number, if known:

9. Award Amount, if known:

10. Name and Address of Lobby Entity

(If individual, last name, first name, MI)

11. Individuals Performing Services

including address if different from No. 10a
(If individual, last name, first name, MI)

(attach Continuation Sheet(s) if necessary)

12. Amount of Payment (check all that apply)

$ _____ ☐ actual ☐ planned

13. Form of Payment (check all that apply):

☐ a. cash
☐ b. in-kind; specify: nature _____
Value _____

14. Type of Payment (check all that apply)

☐ a. retainer
☐ b. one-time fee
☐ c. commission
☐ d. contingent fee
☐ e deferred
☐ f. other, specify _____

15. Brief Description of Services Performed or to be performed and Date(s) of Service, including officer(s), employee(s), or member(s) contacted, for Payment Indicated in Item 11:

16. Continuation Sheet(s) attached: **Yes** ☐ **No** ☐ (attach Continuation Sheet(s) if necessary)

17. Information requested through this form is authorized by Title 31 U.S.C. Section 1352. This disclosure of lobbying reliance was placed by the tier above when his transaction was made or entered into. This disclosure is required pursuant to 31 U.S.C. 1352. This information will be reported to Congress semiannually and will be available for public inspection. Any person who fails to file the required disclosure shall be subject to a civil penalty of not less than $10,000 and not more than $100,000 for each such failure.

Signature: _____

Print Name: Nayan Amin

Title: President

Telephone No.: (925) 463-0611 Date: 5/15/2020

Authorized for Local Reproduction

Standard Form - LLL

Federal Use Only:

Standard Form LLL Rev. 04-28-06

Distribution: Orig- Local Agency Project Files

INSTRUCTIONS FOR COMPLETING EXHIBIT 10-Q DISCLOSURE OF LOBBYING ACTIVITIES

This disclosure form shall be completed by the reporting entity, whether subawardee or prime federal recipient at the initiation or receipt of covered federal action or a material change to previous filing pursuant to title 31 U.S.C. Section 1352. The filing of a form is required for such payment or agreement to make payment to lobbying entity for influencing or attempting to influence an officer or employee of any agency, a Member of Congress an officer or employee of Congress or an employee of a Member of Congress in connection with a covered federal action. Attach a continuation sheet for additional information if the space on the form is inadequate. Complete all items that apply for both the initial filing and material change report. Refer to the implementing guidance published by the Office of Management and Budget for additional information.

1. Identify the type of covered federal action for which lobbying activity is or has been secured to influence, the outcome of a covered federal action.

2. Identify the status of the covered federal action.

3. Identify the appropriate classification of this report. If this is a follow-up report caused by a material change to the information previously reported, enter the year and quarter in which the change occurred. Enter the date of the last, previously submitted report by this reporting entity for this covered federal action.

4. Enter the full name, address, city, state, and zip code of the reporting entity. Include Congressional District if known. Check the appropriate classification of the reporting entity that designates if it is or expects to be a prime or subaward recipient. Identify the tier of the subawardee, e.g., the first subawardee of the prime is the first tier. Subawards include but are not limited to: subcontracts, subgrants, and contract awards under grants.

5. If the organization filing the report in Item 4 checks "Subawardee" then enter the full name, address, city, state, and zip code of the prime federal recipient. Include Congressional District, if known.

6. Enter the name of the federal agency making the award or loan commitment. Include at least one organization level below agency name, if known. For example, Department of Transportation, United States Coast Guard.

7. Enter the federal program name or description for the covered federal action (item 1). If known, enter the full Catalog of Federal Domestic Assistance (CFDA) number for grants, cooperative agreements, loans and loan commitments.

8. Enter the most appropriate federal identifying number available for the federal action identification in item 1 (e.g., Request for Proposal (RFP) number, Invitation for Bid (IFB) number, grant announcement number, the contract grant. or loan award number, the application/proposal control number assigned by the federal agency). Include prefixes, e.g., "RFP-DE-90-001."

9. For a covered federal action where there has been an award or loan commitment by the Federal agency, enter the federal amount of the award/loan commitments for the prime entity identified in item 4 or 5.

10. Enter the full name, address, city, state, and zip code of the lobbying entity engaged by the reporting entity identified in Item 4 to influence the covered federal action.

11. Enter the full names of the individual(s) performing services and include full address if different from 10 (a). Enter Last Name, First Name and Middle Initial (Ml).

12. Enter the amount of compensation paid or reasonably expected to be paid by the reporting entity (Item 4) to the lobbying entity (Item 10). Indicate whether the payment has been made (actual) or will be made (planned). Check all boxes that apply. If this is a material change report, enter the cumulative amount of payment made or planned to be made.

13. Check all boxes that apply. If payment is made through an in-kind contribution, specify the nature and value of the in-kind payment.

14. Check all boxes that apply. If other, specify nature.

15. Provide a specific and detailed description of the services that the lobbyist has performed or will be expected to perform and the date(s) of any services rendered. Include all preparatory and related activity not just time spent in actual contact with federal officials. Identify the federal officer(s) or employee(s) contacted or the officer(s) employee(s) or Member(s) of Congress that were contacted.

16. Check whether or not a continuation sheet(s) is attached.

17. The certifying official shall sign and date the form, and print his/her name title and telephone number.

Public reporting burden for this collection of information is estimated to average 30-minutes per response, including time for reviewing instruction, searching existing data sources, gathering and maintaining the data needed, and completing and reviewing the collection of information. Send comments regarding the burden estimate or any other aspect of this collection of information, including suggestions for reducing this burden, to the Office of Management and Budget, Paperwork Reduction Project (0348-0046), Washington, D.C. 20503. SF-LLL-Instructions Rev. 06-04

EXHIBIT 10-I NOTICE TO PROPOSERS DBE INFORMATION

(Federally funded projects only)

The Agency has established a DBE goal for this Contract of 5.00%

1. TERMS AS USED IN THIS DOCUMENT

- The term "Disadvantaged Business Enterprise" or "DBE" means a for-profit small business concern owned and controlled by a socially and economically disadvantaged person(s) as defined in Title 49, Code of Federal Regulations (CFR), Part 26.5.
- The term "Agreement" also means "Contract."
- Agency also means the local entity entering into this contract with the Contractor or Consultant.
- The term "Small Business" or "SB" is as defined in 49 CFR 26.65.

2. AUTHORITY AND RESPONSIBILITY

A. DBEs and other small businesses are strongly encouraged to participate in the performance of Contracts financed in whole or in part with federal funds (See 49 CFR 26, "Participation by Disadvantaged Business Enterprises in Department of Transportation Financial Assistance Programs"). The Consultant must ensure that DBEs and other small businesses have the opportunity to participate in the performance of the work that is the subject of this solicitation and should take all necessary and reasonable steps for this assurance. The proposer must not discriminate on the basis of race, color, national origin, or sex in the award and performance of subcontracts.

B. Proposers are encouraged to use services offered by financial institutions owned and controlled by DBEs.

3. SUBMISSION OF DBE INFORMATION

If there is a DBE goal on the contract, Exhibit 10-O1 *Consultant Proposal DBE Commitment* must be included in the Proposal. In order for a proposer to be considered responsible and responsive, the proposer must make good faith efforts to meet the goal established for the contract. If the goal is not met, the proposer must document adequate good faith efforts. All DBE participation will be counted towards meeting the contract goal; therefore, all DBE participation shall be collected and reported.

Exhibit 10-O2 *Consultant Contract DBE Information* must be included in best qualified consultant's executed consultant contract. Even if no DBE participation will be reported, the successful proposer must execute and return the form.

4. DBE PARTICIPATION GENERAL INFORMATION

It is the proposer's responsibility to be fully informed regarding the requirements of 49 CFR, Part 26, and the Department's DBE program developed pursuant to the regulations. Particular attention is directed to the following:

A. A DBE must be a small business firm defined pursuant to 13 CFR 121 and be certified through the California Unified Certification Program (CUCP).

B. A certified DBE may participate as a prime consultant, subconsultant, joint venture partner, as a vendor of material or supplies, or as a trucking company.

C. A DBE proposer not proposing as a joint venture with a non-DBE, will be required to document one or a combination of the following:

1. The proposer is a DBE and will meet the goal by performing work with its own forces.
2. The proposer will meet the goal through work performed by DBE subconsultants, suppliers or trucking companies.
3. The proposer, prior to proposing, made adequate good faith efforts to meet the goal.

D. A DBE joint venture partner must be responsible for specific contract items of work or clearly defined portions thereof. Responsibility means actually performing, managing, and supervising the work with its own forces. The DBE joint venture partner must share in the capital contribution, control, management, risks and profits of the joint venture commensurate with its ownership interest.

E. A DBE must perform a commercially useful function pursuant to 49 CFR 26.55, that is, a DBE firm must be responsible for the execution of a distinct element of the work and must carry out its responsibility by actually performing, managing and supervising the work.

F. The proposer shall list only one subconsultant for each portion of work as defined in their proposal and all DBE subconsultants should be listed in the bid/cost proposal list of subconsultants.

G. A prime consultant who is a certified DBE is eligible to claim all of the work in the Contract toward the DBE participation except that portion of the work to be performed by non-DBE subconsultants.

5. RESOURCES

A. The CUCP database includes the certified DBEs from all certifying agencies participating in the CUCP. If you believe a firm is certified that cannot be located on the database, please contact the Caltrans Office of Certification toll free number 1-866-810-6346 for assistance.

B. Access the CUCP database from the Department of Transportation, Office of Civil Rights website

1. Click on the link titled Disadvantaged Business Enterprise;
2. Click on Search for a DBE Firm link;
3. Click on *Access to the DBE Query Form* located on the first line in the center of the page.

Searches can be performed by one or more criteria. Follow instructions on the screen.

6. MATERIALS OR SUPPLIES PURCHASED FROM DBES COUNT TOWARDS THE DBE GOAL UNDER THE FOLLOWING CONDITIONS:

A. If the materials or supplies are obtained from a DBE manufacturer, count 100 percent of the cost of the materials or supplies. A DBE manufacturer is a firm that operates or maintains a factory, or establishment that produces on the premises the materials, supplies, articles, or equipment required under the Contract and of the general character described by the specifications.

B. If the materials or supplies purchased from a DBE regular dealer, count 60 percent of the cost of the materials or supplies. A DBE regular dealer is a firm that owns, operates or maintains a store, warehouse, or other establishment in which the materials, supplies, articles or equipment of the general character described by the specifications and required under the Contract are bought, kept in stock, and regularly sold or leased to the public in the usual course of business. To be a DBE regular dealer, the firm must be an established, regular business that engages, as its principal business and under its own name, in the purchase and sale or lease of the products in question. A person may be a DBE regular dealer in such bulk items as petroleum products, steel, cement, gravel, stone or asphalt without owning, operating or maintaining a place of business provided in this section.

C. If the person both owns and operates distribution equipment for the products, any supplementing of regular dealers' own distribution equipment shall be, by a long-term lease agreement and not an ad hoc or Agreement-by-Agreement basis. Packagers, brokers, manufacturers' representatives, or other persons who arrange or expedite transactions are not DBE regular dealers within the meaning of this section.

D. Materials or supplies purchased from a DBE, which is neither a manufacturer nor a regular dealer, will be limited to the entire amount of fees or commissions charged for assistance in the procurement of the materials and supplies, or fees or transportation charges for the delivery of materials or supplies required on the job site, provided the fees are reasonable and not excessive as compared with fees charged for similar services.

EXHIBIT 10-Q DISCLOSURE OF LOBBYING ACTIVITIES

COMPLETE THIS FORM TO DISCLOSE LOBBYING ACTIVITIES PURSUANT TO 31 U.S.C. 1352

1. Type of Federal Action:

☐ a. contract
b. grant
c. cooperative agreement
d. loan
e. loan guarantee
f. loan insurance

2. Status of Federal Action:

☐ a. bid/offer/application
b. initial award
c. post-award

3. Report Type:

☐ a. initial
b. material change

For Material Change Only:
year ____ quarter _____
date of last report _____

4. Name and Address of Reporting Entity

☐ Prime ☐ Subawardee
Tier _____, if known

Congressional District, if known

5. If Reporting Entity in No. 4 is Subawardee, Enter Name and Address of Prime:

Congressional District, if known

6. Federal Department/Agency:

7. Federal Program Name/Description:

CFDA Number, if applicable _____

8. Federal Action Number, if known:

9. Award Amount, if known:

10. Name and Address of Lobby Entity

(If individual, last name, first name, MI)

11. Individuals Performing Services

including address if different from No. 10a
(If individual, last name, first name, MI)

(attach Continuation Sheet(s) if necessary)

12. Amount of Payment (check all that apply)

$ _____ ☐ actual ☐ planned

13. Form of Payment (check all that apply):

☐ a. cash
☐ b. in-kind; specify: nature _____
Value _____

14. Type of Payment (check all that apply)

☐ a. retainer
☐ b. one-time fee
☐ c. commission
☐ d. contingent fee
☐ e deferred
☐ f. other, specify _____

15. Brief Description of Services Performed or to be performed and Date(s) of Service, including officer(s), employee(s), or member(s) contacted, for Payment Indicated in Item 11:

16. Continuation Sheet(s) attached: **Yes** ☐ **No** ☐ (attach Continuation Sheet(s) if necessary)

17. Information requested through this form is authorized by Title 31 U.S.C. Section 1352. This disclosure of lobbying reliance was placed by the tier above when his transaction was made or entered into. This disclosure is required pursuant to 31 U.S.C. 1352. This information will be reported to Congress semiannually and will be available for public inspection. Any person who fails to file the required disclosure shall be subject to a civil penalty of not less than $10,000 and not more than $100,000 for each such failure.

Signature: _____

Print Name: Matthew Ainley, PE

Title: Principal-In-Charge

Telephone No.: 559-802-3052 Date: 05/13/2020

Authorized for Local Reproduction

Standard Form - LLL

Federal Use Only:

Standard Form LLL Rev. 04-28-06

Distribution: Orig- Local Agency Project Files

INSTRUCTIONS FOR COMPLETING EXHIBIT 10-Q DISCLOSURE OF LOBBYING ACTIVITIES

This disclosure form shall be completed by the reporting entity, whether subawardee or prime federal recipient at the initiation or receipt of covered federal action or a material change to previous filing pursuant to title 31 U.S.C. Section 1352. The filing of a form is required for such payment or agreement to make payment to lobbying entity for influencing or attempting to influence an officer or employee of any agency, a Member of Congress an officer or employee of Congress or an employee of a Member of Congress in connection with a covered federal action. Attach a continuation sheet for additional information if the space on the form is inadequate. Complete all items that apply for both the initial filing and material change report. Refer to the implementing guidance published by the Office of Management and Budget for additional information.

1. Identify the type of covered federal action for which lobbying activity is or has been secured to influence, the outcome of a covered federal action.
2. Identify the status of the covered federal action.
3. Identify the appropriate classification of this report. If this is a follow-up report caused by a material change to the information previously reported, enter the year and quarter in which the change occurred. Enter the date of the last, previously submitted report by this reporting entity for this covered federal action.
4. Enter the full name, address, city, state, and zip code of the reporting entity. Include Congressional District if known. Check the appropriate classification of the reporting entity that designates if it is or expects to be a prime or subaward recipient. Identify the tier of the subawardee, e.g., the first subawardee of the prime is the first tier. Subawards include but are not limited to: subcontracts, subgrants, and contract awards under grants.
5. If the organization filing the report in Item 4 checks "Subawardee" then enter the full name, address, city, state, and zip code of the prime federal recipient. Include Congressional District, if known.
6. Enter the name of the federal agency making the award or loan commitment. Include at least one organization level below agency name, if known. For example, Department of Transportation, United States Coast Guard.
7. Enter the federal program name or description for the covered federal action (item 1). If known, enter the full Catalog of Federal Domestic Assistance (CFDA) number for grants, cooperative agreements, loans and loan commitments.
8. Enter the most appropriate federal identifying number available for the federal action identification in item 1 (e.g., Request for Proposal (RFP) number, Invitation for Bid (IFB) number, grant announcement number, the contract grant. or loan award number, the application/proposal control number assigned by the federal agency). Include prefixes, e.g., "RFP-DE-90-001."
9. For a covered federal action where there has been an award or loan commitment by the Federal agency, enter the federal amount of the award/loan commitments for the prime entity identified in item 4 or 5.
10. Enter the full name, address, city, state, and zip code of the lobbying entity engaged by the reporting entity identified in Item 4 to influence the covered federal action.
11. Enter the full names of the individual(s) performing services and include full address if different from 10 (a). Enter Last Name, First Name and Middle Initial (MI).
12. Enter the amount of compensation paid or reasonably expected to be paid by the reporting entity (Item 4) to the lobbying entity (Item 10). Indicate whether the payment has been made (actual) or will be made (planned). Check all boxes that apply. If this is a material change report, enter the cumulative amount of payment made or planned to be made.
13. Check all boxes that apply. If payment is made through an in-kind contribution, specify the nature and value of the in-kind payment.
14. Check all boxes that apply. If other, specify nature.
15. Provide a specific and detailed description of the services that the lobbyist has performed or will be expected to perform and the date(s) of any services rendered. Include all preparatory and related activity not just time spent in actual contact with federal officials. Identify the federal officer(s) or employee(s) contacted or the officer(s) employee(s) or Member(s) of Congress that were contacted.
16. Check whether or not a continuation sheet(s) is attached.
17. The certifying official shall sign and date the form, and print his/her name title and telephone number.

Public reporting burden for this collection of information is estimated to average 30-minutes per response, including time for reviewing instruction, searching existing data sources, gathering and maintaining the data needed, and completing and reviewing the collection of information. Send comments regarding the burden estimate or any other aspect of this collection of information, including suggestions for reducing this burden, to the Office of Management and Budget, Paperwork Reduction Project (0348-0046), Washington, D.C. 20503. SF-LLL-Instructions Rev. 06-04

Corporate Office
4305 Hacienda Drive, Suite 550, Pleasanton, CA 94588
Phone: (925) 463-0611
www.TJKM.com

AGREEMENT FOR PROFESSIONAL SERVICES

This Agreement is entered into this_____day of_____, 2018 between the City of DINUBA ("CITY") and _____, a_____***[insert legal form of entity, i.e. California corporation, limited partnership, etc.]*** ("CONSULTANT").

RECITALS

A. CITY has determined that it requires the following professional services from an engineering consultant for :

SAFETY IMPROVEMENTS AT VARIOUS LOCATIONS: ALTA AVE, CRAWFORD AVE, EL MONTE WAY, SAGINAW AVE, KAMM AVE, KERN ST, NEBRASKA AVE, ENGLEHART AVE, SURABIAN DR, AND SEQUOIA DR

B. CONSULTANT represents that it is fully qualified to perform such professional services by virtue of its experience and the training, education and expertise of its principals and employees. CONSULTANT further represents that it is willing to accept responsibility for performing such services in accordance with the terms and conditions of this Agreement.

NOW THEREFORE, in consideration of mutual covenants and conditions herein contained, CITY and CONSULTANT agree as follows:

1. DEFINITIONS

A. "Scope of Services": Such professional services as are set forth in Exhibit "A" attached hereto and incorporated herein by this reference.

B. "Approved Fee Schedule": Such compensation rates as are set forth in the fee schedule attached hereto as Exhibit B and incorporated herein by this reference.

2. CONSULTANT'S SERVICES

A. Scope of Services. Subject to the terms and conditions set forth in this Agreement, CONSULTANT shall perform the services identified in Exhibit A - Scope of Services. CITY shall have the right to request, in writing, changes in the scope of work or the services to be performed. Any changes mutually agreed upon by the parties, and any increase or decrease in compensation, shall be incorporated by written amendments to this Agreement.

B. Time for Performance. This contract shall go into effect on _____(DATE), contingent upon approval by CITY, and CONSULTANT shall commence work after notification to proceed by CITY'S Contract Administrator. The contract shall end on _____(DATE), unless extended by contract amendment. CONSULTANT is advised that any recommendation for contract award is not binding on CITY until the contract is fully executed and approved by CITY.

C. Standard of Performance. CONSULTANT shall perform all work to the highest professional standards and in a manner reasonably satisfactory to CITY. CONSULTANT shall comply with all applicable federal, state and local laws, ordinances, codes and regulations.

3. REPRESENTATIVES

A. City Representative. For the purposes of this Agreement, the contract administrator and CITY's representative shall be the City Engineer, (hereinafter the "City Representative"). It shall be CONSULTANT's responsibility to assure that the City Representative is kept informed of the progress of the performance of the services, and CONSULTANT shall refer any decisions which must be made by CITY to the City Representative. Unless otherwise specified herein, any approval of CITY required hereunder shall mean the approval of the City Representative.

B. Consultant Representative. For the purposes of this Agreement,

_____, ***[insert name of Consultant's responsible principal]*** is hereby designated as the principal and representative of CONSULTANT authorized to act on its behalf with respect to the services specified herein and make all decisions in connection therewith (the "Responsible Principal"). The Responsible Principal may not be changed by CONSULTANT without the prior written approval of CITY.

4. CONSULTANT'S PERSONNEL

A. CONSULTANT represents that it has, or will secure at its own expense, all personnel required to perform the services required under this Agreement. All such services will be performed by CONSULTANT or under its supervision, and all personnel engaged in the work shall possess the qualifications, permits and licenses required by applicable law to perform such services.

B. CONSULTANT shall be solely responsible for the satisfactory work performance of all personnel engaged in performing services required by this Agreement, and compliance with all reasonable performance standards established by CITY.

C. As provided in Exhibit A, CONSULTANT may utilize the services of sub-consultants to undertake specific work tasks. Fees for services provided by

sub-consultants, identified in Exhibit A, shall be compensated as set forth in Exhibit B .

D. In the event that CITY, in its sole discretion, at any time during the term of this Agreement, desires the removal of any person or persons assigned by CONSULTANT to perform services pursuant to this Agreement, CONSULTANT shall remove any such person immediately upon receiving notice from CITY of the desire of CITY for the removal of such person or persons.

E. CONSULTANT shall be responsible for payment of all employees' and subconsultants' wages and benefits and shall comply with all requirements pertaining to employer's liability, workers' compensation, unemployment insurance, and Social Security.

F. Permits and Licenses. CONSULTANT shall obtain and maintain during the Agreement term all necessary licenses, permits and certificates required by law for the provision of services under this Agreement, including a City of Dinuba business license.

5. SUBCONTRACTING

A. Nothing contained in this contract or otherwise, shall create any contractual relation between CITY and any subconsultant(s), and no subcontract shall relieve CONSULTANT of its responsibilities and obligations hereunder. CONSULTANT agrees to be as fully responsible to CITY for the acts and omissions of its subconsultant(s) and of persons either directly or indirectly employed by any of them as it is for the acts and omissions of persons directly employed by CONSULTANT. CONSULTANT's obligation to pay its subconsultant(s) is an independent obligation from CITY'S obligation to make payments to the CONSULTANT.

B. CONSULTANT shall perform the work contemplated with resources available within its own organization and no portion of the work pertinent to this contract shall be subcontracted without written authorization by CITY's Contract Administrator, except that, which is expressly identified in the approved Cost Proposal.

C. CONSULTANT shall pay its subconsultants within ten (10) calendar days from receipt of each payment made to CONSULTANT by CITY.

D. All subcontracts entered into as a result of this contract shall contain all the provisions stipulated in this contract to be applicable to subconsultants.

E. Any substitution of subconsultant(s) must be approved in writing by CITY's Contract Administrator prior to the start of work by the subconsultant(s).

6. EQUIPMENT PURCHASE

A. Prior authorization in writing, by CITY's Contract Administrator shall be required before CONSULTANT enters into any unbudgeted purchase order, or subcontract exceeding $5,000 for supplies, equipment, or CONSULTANT services. CONSULTANT shall provide an evaluation of the necessity or desirability of incurring such costs.

B. For purchase of any item, service or consulting work not covered in CONSULTANT's Cost Proposal and exceeding $5,000 prior authorization by CITY's Contract Administrator; three competitive quotations must be submitted with the request, or the absence of bidding must be adequately justified.

C. Any equipment purchased as a result of this contract is subject to the following: "CONSULTANT shall maintain an inventory of all nonexpendable property. Nonexpendable property is defined as having a useful life of at least two years and an acquisition cost of $5,000 or more. If the purchased equipment needs replacement and is sold or traded in, CITY shall receive a proper refund or credit at the conclusion of the contract, or if the contract is terminated, CONSULTANT may either keep the equipment and credit CITY in an amount equal to its fair market value, or sell such equipment at the best price obtainable at a public or private sale, in accordance with established CITY procedures; and credit CITY in an amount equal to the sales price. If CONSULTANT elects to keep the equipment, fair market value shall be determined at CONSULTANT's expense, on the basis of a competent independent appraisal of such equipment. Appraisals shall be obtained from an appraiser mutually agreeable to by CITY and CONSULTANT, if it is determined to sell the equipment, the terms and conditions of such sale must be approved in advance by CITY." 49 CFR, Part 18 requires a credit to Federal funds when participating equipment with a fair market value greater than $5,000 is credited to the project.

7. STATE PREVAILING WAGE RATES

A. CONSULTANT shall comply with the State of California's General Prevailing Wage Rate requirements in accordance with California Labor Code, Section 1770, and all Federal, State, and local laws and ordinances applicable to the work.

B. Any subcontract entered into as a result of this contract, if for more than $25,000 for public works construction or more than $15,000 for the alteration, demolition, repair, or maintenance of public works, shall contain all of the provisions of this Article.

C. When prevailing wages apply to the services described in the scope of work, transportation and subsistence costs shall be reimbursed at the minimum rates set by the Department of Industrial Relations (DIR) as outlined in the applicable Prevailing Wage Determination. See http://www.dir.ca.gov.

8. ALLOWABLE COSTS AND PAYMENTS – DESIGN PHASE

A.The method of payment for this phase will be based on lump sum. The total

lump sum price paid to CONSULTANT will include compensation for all work and deliverables, including travel and equipment described in Article II Statement of Work of this contract. No additional compensation will be paid to CONSULTANT, unless there is a change in the scope of the work or the scope of the project. In the instance of a change in the scope of work or scope of the project, adjustment to the total lump sum compensation will be negotiated between CONSULTANT and CITY. Adjustment in the total lump sum compensation will not be effective until authorized by contract amendment and approved by CITY.

B. Progress payments may be made monthly in arrears based on the percentage of work completed by CONSULTANT. If CONSULTANT fails to submit the required deliverable items according to the schedule set forth in the Statement of Work, CITY shall have the right to delay payment or terminate this Contract in accordance with the provisions of Article VI Termination.

C. CONSULTANT shall not commence performance of work or services until this contract has been approved by CITY and notification to proceed has been issued by CITY'S Contract Administrator. No payment will be made prior to approval of any work, or for any work performed prior to approval of this contract.

D. CONSULTANT will be reimbursed, as promptly as fiscal procedures will permit, upon receipt by CITY'S Contract Administrator of itemized invoices in triplicate. Invoices shall be submitted no later than 45 calendar days after the performance of work for which CONSULTANT is billing. Invoices shall detail the work performed on each milestone, on each project as applicable. Invoices shall follow the format stipulated for the Cost Proposal and shall reference this contract number and project title. Final invoice must contain the final cost and all credits due CITY that include any equipment purchased under the provisions of Article XI Equipment Purchase of this contract. The final invoice should be submitted within 60-calendar days after completion of CONSULTANT's work. Invoices shall be mailed to CITY's Contract Administrator at the following address:

Public Works Director
City of Dinuba
405 E. El Monte Way
Dinuba, CA 93618

E. The total amount payable by CITY shall not exceed $_____(Amount).

9. ALLOWABLE COSTS AND PAYMENTS – CONSTRUCTION PHASE

A. CONSULTANT will be reimbursed for hours worked at the hourly rates specified in CONSULTANT'S Cost Proposal Exhibit B. The specified hourly rates shall include direct salary costs, employee benefits, overhead, and fee. These rates are not adjustable for the performance period set forth in this Contract.

B. In addition, CONSULTANT will be reimbursed for incurred (actual) direct costs other than salary costs that are in the cost proposal and identified in the cost proposal and in the executed Task Order.

C. Specific projects will be assigned to CONSULTANT through issuance of Task Orders.

D. After a project to be performed under this contract is identified by CITY, CITY will prepare a draft Task Order; less the cost estimate. A draft Task Order will identify the scope of services, expected results, project deliverables, period of performance, project schedule and will designate a CITY Project Coordinator. The draft Task Order will be delivered to CONSULTANT for review. CONSULTANT shall return the draft Task Order within ten (10) calendar days along with a Cost Estimate, including a written estimate of the number of hours and hourly rates per staff person, any anticipated reimbursable expenses, overhead, fee if any, and total dollar amount. After agreement has been reached on the negotiable items and total cost; the finalized Task Order shall be signed by both CITY and CONSULTANT.

E. Task Orders may be negotiated for a lump sum (Firm Fixed Price) or for specific rates of compensation, both of which must be based on the labor and other rates set forth in CONSULTANT's Cost Proposal.

F. Reimbursement for transportation and subsistence costs shall not exceed the rates as specified in the approved Cost Proposal.

G. When milestone cost estimates are included in the approved Cost Proposal, CONSULTANT shall obtain prior written approval for a revised milestone cost estimate from the Contract Administrator before exceeding such estimate.

H. Progress payments for each Task Order will be made monthly in arrears based on services provided and actual costs incurred.

I. CONSULTANT shall not commence performance of work or services until this contract has been approved by CITY, and notification to proceed has been issued by CITY'S Contract Administrator. No payment will be made prior to approval or for any work performed prior to approval of this contract.

J. A Task Order is of no force or effect until returned to CITY and signed by an authorized representative of CITY. No expenditures are authorized on a project and work shall not commence until a Task Order for that project has been executed by CITY.

K. CONSULTANT will be reimbursed, as promptly as fiscal procedures will permit upon receipt by CITY'S Contract Administrator of itemized invoices in triplicate. Separate invoices itemizing all costs are required for all work performed under each Task Order. Invoices shall be submitted no later than 45 calendar days after the performance of work for which CONSULTANT is billing, or upon completion of the Task Order. Invoices shall detail the work performed on each milestone, on each project as applicable. Invoices shall follow the format stipulated for the approved Cost Proposal and shall reference this contract number, project title and Task Order number. Credits due CITY that include any equipment purchased under the provisions of Article XI Equipment Purchase of this contract, must be reimbursed by CONSULTANT prior to the expiration or termination of this contract. Invoices shall be mailed to CITY's Contract Administrator at the following address:

Public Works Director
City of Dinuba
405 E. El Monte Way
Dinuba, CA 93618

L. The period of performance for Task Orders shall be in accordance with dates specified in the Task Order. No Task Order will be written which extends beyond the expiration date of this Contract.

M. The total amount payable by CITY for an individual Task Order shall not exceed the amount agreed to in the Task Order, unless authorized by contract amendment.

N. If the Consultant fails to satisfactorily complete a deliverable according to the schedule set forth in a Task Order, no payment will be made until the deliverable has been satisfactorily completed.

O. Task Orders may not be used to amend this Agreement and may not exceed the scope of work under this Agreement.

P. The total amount payable by CITY for all Task Orders resulting from this contract shall not exceed $ _____(Amount). It is understood and agreed that there is no guarantee, either expressed or implied that this dollar amount will be authorized under this contract through Task Orders.

10. METHOD OF PAYMENT

CONSULTANT shall submit to CITY an invoice, on a monthly basis, for the services performed pursuant to this Agreement. Each invoice shall itemize the services rendered during the billing period and the amount due. Such itemizations shall include the days worked, number of hours worked, and authorized reimbursable expenses incurred with appropriate back-up documentation and receipts evidencing the authorized expenses, if any, for each day in the period and shall separately describe any additional services authorized by CITY. Any invoice claiming compensation for additional services shall include appropriate documentation of CITY's prior authorization. Within ten (10) business days of receipt of each invoice, CITY shall notify CONSULTANT in writing of any disputed amounts included on the invoice. Within thirty (30) calendar days of receipt of each invoice, CITY shall pay all undisputed amounts included on the invoice up to the maximum amounts set forth in Sections 8 and 9.

11. OWNERSHIP OF WORK PRODUCT

All reports, documents or other written material ("written products") developed by CONSULTANT in the performance of this Agreement shall be and remain the property of CITY without restriction or limitation upon its use or dissemination by CITY. CONSULTANT may take and retain such copies of the written products as desired, but no such written products shall be the subject of a copyright application by CONSULTANT.

12. TRAVEL REIMBURSEMENT

Travel required by CONSULTANT or any sub-consultant or subcontractor pursuant to this Agreement shall be a reimbursable expense and shall only be made where necessary to complete the services agreed to be performed under this Agreement. Travel expenses shall be reasonable and shall be incurred in the most cost efficient manner possible. All requests for travel reimbursement shall be accompanied by appropriate back-up documentation and receipts evidencing authorized expenses.

13. INDEPENDENT CONTRACTOR

CONSULTANT will act hereunder as an independent contractor. This Agreement shall not and is not intended to constitute CONSULTANT as an agent, servant, or employee of CITY and shall not and is not intended to create the relationship of partnership, joint venture or association between CITY and CONSULTANT.

14. CONFIDENTIALITY

All data, documents, discussion, or other information developed or received by CONSULTANT or provided for performance of this Agreement are deemed confidential and shall not be disclosed by CONSULTANT without prior written consent by CITY. CITY shall grant such consent if disclosure is legally required or necessary to provide the services under this Agreement. All CITY data shall be returned to CITY upon the termination of this Agreement. CONSULTANT's covenant under this Section shall survive the termination of this Agreement.

15. CONFLICTS OF INTEREST

A. CONSULTANT shall disclose any financial, business, or other relationship with CITY that may have an impact upon the outcome of this contract, or any ensuing CITY construction project. CONSULTANT shall also list current clients who may have a financial interest in the outcome of this contract, or any ensuing CITY construction project, which will follow.

B. CONSULTANT hereby certifies that it does not now have, nor shall it acquire any financial or business interest that would conflict with the performance of services under this contract.

C. CONSULTANT hereby certifies that neither CONSULTANT, nor any firm affiliated with CONSULTANT will bid on any construction contract, or on any contract to provide construction inspection for any construction project resulting from this contract. An affiliated firm is one, which is subject to the control of the same persons through joint-ownership, or otherwise.

D. Except for subconsultants whose services are limited to providing surveying or materials testing information, no subconsultant who has provided design services in connection with this contract shall be eligible to bid on any construction contract, or on any contract to provide construction inspection for any construction project resulting from this contract.

16. INDEMNIFICATION

a. To the full extent permitted by law, CONSULTANT shall indemnify, hold harmless and defend CITY, its elected officials, officers, agents, employees, attorneys, servants, volunteers, successors and assigns from and against any and all claims, demands, causes of action, liability, losses, costs or expenses for any damage due to death or injury to any person and injury to any property resulting from any alleged intentional, reckless, negligent or otherwise wrongful acts, errors or omissions of CONSULTANT or any of its officers, employees, servants, agents, subcontractors, volunteers or any other person or entity involved by, for, with or on behalf of CONSULTANT in the performance of this Agreement. Such costs and expenses shall include reasonable attorneys' fees incurred by counsel of CITY's choice.

The parties understand and agree that the duty of CONSULTANT to indemnify and hold harmless includes the duty to defend as set forth in Section 2778 of the California Civil Code.

B. CONSULTANT's obligations under this or any other provision of this Agreement will not be limited by the provisions of any workers compensation act or similar act. CONSULTANT expressly waives its statutory immunity under such statutes or laws as to CITY, its officers, agents, employees and volunteers.

C. CONSULTANT agrees to obtain executed indemnity agreements with provisions identical to those in this Section from each and every subcontractor or any other person or entity involved by, for, with or on behalf of CONSULTANT in the performance of this Agreement. In the event CONSULTANT fails to obtain such indemnity obligations for the benefit of CITY, CONSULTANT agrees to be fully responsible and indemnify, hold harmless and defend CITY, its officers, agents, employees and volunteers from and against any and all claims and losses, costs or expenses for any damage due to death or injury to any person and injury to any property resulting from any alleged, intentional, reckless, negligent or otherwise wrongful acts, errors or omissions of CONSULTANT or any of its officers, employees, servants, agents, subcontractors, volunteers or any other person or entity involved by, for, with or on behalf of CONSULTANT in the performance of this Agreement. Such costs and expenses shall include reasonable attorneys' fees incurred by counsel of CITY's choice.

D. CITY does not, and shall not, waive any rights that it may possess against CONSULTANT because of the acceptance by CITY, or the deposit with CITY, of any

insurance policy or certificate required pursuant to this Agreement. This hold harmless and indemnification provision shall apply regardless of whether or not any insurance policies are determined to be applicable to the claim, demand, damage, liability, loss, cost or expense. CONSULTANT agrees that CONSULTANT'S covenant under this Section shall survive the termination of this Agreement.

E. CONSULTANT agrees to pay all required taxes on amounts paid to CONSULTANT under this Agreement, and to indemnify and hold CITY harmless from any and all taxes, assessments, penalties, and interest asserted against CITY by reason of the independent contractor relationship created by this Agreement. CONSULTANT shall fully comply with the workers' compensation laws regarding CONSULTANT and CONSULTANT's employees. CONSULTANT further agrees to indemnify and hold CITY harmless from any failure of CONSULTANT to comply with applicable workers' compensation laws. CITY shall have the right to offset against the amount of any fees due to CONSULTANT under this Agreement any amount due to CITY from CONSULTANT as a result of CONSULTANT's failure to promptly pay to CITY any reimbursement or indemnification arising under this Section.

17. INSURANCE

a. CONSULTANT shall at all times during the term of this Agreement carry, maintain, and keep in full force and effect, insurance as follows:

i. Commercial General Liability Insurance with minimum limits of Two Million Dollars ($2,000,000) for each occurrence and in the aggregate for any personal injury, death, loss or damage.

ii. Automobile Liability Insurance for any owned, non-owned or hired vehicle used in connection with the performance of this Agreement with minimum limits of Two Million Dollars ($2,000,000) per accident for bodily injury and property damage.

iii. Worker's Compensation insurance as required by the State of California.

iv. Professional Liability Insurance with a minimum limit of Two Million Dollars ($2,000,000) per occurrence

b. CONSULTANT shall require each of its sub-consultants or sub-contractors to maintain insurance coverage that meets all of the requirements of this Agreement.

c. The policies required by this Agreement shall be issued by an insurer admitted in the State of California and with a rating of at least A:VII in the latest edition of Best's Insurance Guide.

d. CONSULTANT agrees that if it does not keep the insurance required in this Agreement in full force and effect, CITY may either immediately

terminate this Agreement or, if insurance is available at a reasonable cost, CITY may take out the necessary insurance and pay, at CONSULTANT'S expense, the premium thereon.

e. Prior to commencement of work under this Agreement, CONSULTANT shall file with CITY's Risk Manager a certificate or certificates of insurance showing that the insurance policies are in effect and satisfy the required amounts and specifications required pursuant to this Agreement.

f. CONSULTANT shall provide proof that policies of insurance expiring during the term of this Agreement have been renewed or replaced with other policies providing at least the same coverage. Such proof will be furnished at least two weeks prior to the expiration of the coverages.

g. The general liability and automobile policies of insurance shall contain an endorsement naming CITY, its elected officials, officers, agents, employees, attorneys, servants, volunteers, successors and assigns as additional insureds. All of the policies shall contain an endorsement providing that the policies cannot be canceled or reduced except on thirty (30) days' prior written notice to CITY. CONSULTANT agrees to require its insurer to modify the certificates of insurance to delete any exculpatory wording stating that failure of the insurer to mail written notice of cancellation imposes no obligation, and to delete the word "endeavor" with regard to any notice provisions.

h. The insurance provided by CONSULTANT shall be primary to any other coverage available to CITY. Any insurance or self-insurance maintained by CITY, its officers, employees, agents or volunteers, shall be in excess of CONSULTANT's insurance and shall not contribute with it.

i. All insurance coverage provided pursuant to this Agreement shall not prohibit CONSULTANT, and CONSULTANT's employees, agents, subcontractors, or volunteers from waiving the right of subrogation prior to a loss. CONSULTANT hereby waives all rights of subrogation against CITY.

j. Any deductibles or self-insured retentions must be approved by CITY. At the option of CITY, CONSULTANT shall either reduce or eliminate the deductibles or self-insured retentions with respect to CITY, or CONSULTANT shall procure a bond guaranteeing payment of losses and expenses.

k. If CONSULTANT is a Limited Liability Company, general liability coverage must be amended so that the Limited Liability Company and its managers, affiliates, employees, agents, and other persons

necessary or incidental to its operation are insureds.

l. Procurement of insurance by CONSULTANT shall not be construed as a limitation of CONSULTANT's liability or as full performance of CONSULTANT's duties to indemnify, hold harmless and defend under Section 14 of this Agreement.

18. MUTUAL COOPERATION

a. CITY shall provide CONSULTANT with all pertinent data, documents and other requested information as is reasonably available for the proper performance of CONSULTANT's services.

b. In the event any claim or action is brought against CITY relating to CONSULTANT's performance in connection with this Agreement, CONSULTANT shall render any reasonable assistance that CITY may require.

19. RETENTION OF RECORDS/AUDIT

For the purpose of determining compliance with Public Contract Code 10115, et seq. and Title 21, California Code of Regulations, Chapter 21, Section 2500 et seq., when applicable and other matters connected with the performance of the contract pursuant to Government Code 8546.7; CONSULTANT, subconsultants, and CITY shall maintain and make available for inspection all books, documents, papers, accounting records, and other evidence pertaining to the performance of the contract, including but not limited to, the costs of administering the contract. All parties shall make such materials available at their respective offices at all reasonable times during the contract period and for three years from the date of final payment under the contract. The state, State Auditor, CITY, FHWA, or any duly authorized representative of the Federal Government shall have access to any books, records, and documents of CONSULTANT and it's certified public accountants (CPA) work papers that are pertinent to the contract and indirect cost rates (ICR) for audit, examinations, excerpts, and transactions, and copies thereof shall be furnished if requested.

20. AUDIT REVIEW PROCEDURES

a. Any dispute concerning a question of fact arising under an interim or post audit of this contract that is not disposed of by agreement, shall be reviewed by CITY'S Chief Financial Officer.
b. Not later than 30 days after issuance of the final audit report, CONSULTANT may request a review by CITY'S Chief Financial Officer of unresolved audit issues. The request for review will be submitted in writing.
c. Neither the pendency of dispute nor its consideration by CITY will excuse CONSULTANT from full and timely performance, in accordance with the terms of this contract.
d. CONSULTANT and sub-consultant contracts, including cost proposals and ICR, are subject to audits or reviews such as, but not limited to, a

contract audit, an incurred cost audit, an ICR Audit, or a CPA ICR audit work paper review. If selected for audit or review, the contract, cost proposal and ICR and related work papers, if applicable, will be reviewed to verify compliance with 48 CFR, Part 31 and other related laws and regulations. In the instances of a CPA ICR audit work paper review it is CONSULTANT's responsibility to ensure federal, state, or local government officials are allowed full access to the CPA's work papers including making copies as necessary. The contract, cost proposal, and ICR shall be adjusted by CONSULTANT and approved by CITY contract manager to conform to the audit or review recommendations. CONSULTANT agrees that individual terms of costs identified in the audit report shall be incorporated into the contract by this reference if directed by CITY at its sole discretion. Refusal by CONSULTANT to incorporate audit or review recommendations, or to ensure that the federal, state or local governments have access to CPA work papers, will be considered a breach of contract terms and cause for termination of the contract and disallowance of prior reimbursed costs.

21. TERMINATION OF AGREEMENT

a. CITY reserves the right to terminate this contract upon thirty (30) calendar day's written notice to CONSULTANT with the reasons for termination stated in the notice.

b. CITY may terminate this contract with CONSULTANT should CONSULTANT fail to perform the covenants herein contained at the time and in the manner herein provided. In the event of such termination, CITY may proceed with the work in any manner deemed proper by CITY. If CITY terminates this contract with CONSULTANT, CITY shall pay CONSULTANT the sum due to CONSULTANT under this contract prior to termination, unless the cost of completion to CITY exceeds the funds remaining in the contract. In which case the overage shall be deducted from any sum due CONSULTANT under this contract and the balance, if any, shall be paid to CONSULTANT upon demand.

22. COST PRINCIPLES AND ADMINISTRATIVE REQUIREMENTS

a. CONSULTANT agrees that the Contract Cost Principles and Procedures, 48 CFR, Federal Acquisition Regulations System, Chapter 1, Part 31.000 et seq., shall be used to determine the cost allowability of individual items.

b. CONSULTANT also agrees to comply with federal procedures in accordance with 49 CFR, Part 18, Uniform Administrative Requirements for Grants and Cooperative Agreements to State and Local Governments.

C. Any costs for which payment has been made to CONSULTANT that are determined by subsequent audit to be unallowable under 49 CFR, Part 18 and 48 CFR, Federal Acquisition Regulations System, Chapter 1,
Part 31.000 et seq., are subject to repayment by CONSULTANT to CITY.

23. FORCE MAJEURE

CONSULTANT shall not be liable for any failure to perform if CONSULTANT presents acceptable evidence, in CITY's sole judgment that such failure was due to causes beyond the control, and without the fault or negligence of CONSULTANT.

24. NOTICES

Any notices, bills, invoices, or reports required by this Agreement shall be deemed received on: (a) the day of delivery if delivered by hand or overnight courier service during CONSULTANT's and CITY's regular business hours; or (b) on the third business day following deposit in the United States mail, postage prepaid, to the addresses heretofore below, or to such other addresses as the parties may, from time to time, designate in writing.

If to CITY:	If to CONSULTANT:
City of Dinuba	
Attn: Public Works Director	Attn:_____
405 E. El Monte Way	_____
Dinuba, CA 93618	_____
Telephone: (559) 591-5924	Telephone: _____

25. NON-DISCRIMINATION AND EQUAL EMPLOYMENT OPPORTUNITY

In the performance of this Agreement, CONSULTANT shall not discriminate against any employee, subcontractor, or applicant for employment because of race, color, creed, religion, sex, marital status, national origin, ancestry, age, physical or mental handicap, medical condition, or sexual orientation or other basis prohibited by law. CONSULTANT will take affirmative action to ensure that subcontractors and applicants are employed, and that employees are treated during employment, without regard to their race, color, creed, religion, sex, marital status, national origin, ancestry, age, physical or mental handicap, medical condition, or sexual orientation.

26. REBATES, KICKBACKS OR OTHER UNLAWFUL CONSIDERATION

CONSULTANT warrants that this contract was not obtained or secured through rebates kickbacks or other unlawful consideration, either promised or paid to any CITY employee. For breach or violation of this warranty, CITY shall have the right in its discretion; to terminate the contract without liability; to pay only for the value of

the work actually performed; or to deduct from the contract price; or otherwise recover the full amount of such rebate, kickback or other unlawful consideration.

27. STATEMENT OF COMPLIANCE

A. CONSULTANT's signature affixed herein, and dated, shall constitute a certification under penalty of perjury under the laws of the State of California that CONSULTANT has, unless exempt, complied with, the nondiscrimination program requirements of Government Code Section 12990 and Title 2, California Administrative Code, Section 8103.

B. During the performance of this Contract, Consultant and its subconsultants shall not unlawfully discriminate, harass, or allow harassment against any employee or applicant for employment because of sex, race, color, ancestry, religious creed, national origin, physical disability (including HIV and AIDS), mental disability, medical condition (e.g., cancer), age (over 40*),* marital status, and denial of family care leave. Consultant and subconsultants shall insure that the evaluation and treatment of their employees and applicants for employment are free from such discrimination and harassment. Consultant and subconsultants shall comply with the provisions of the Fair Employment and Housing Act (Gov. Code §12990 (a-f) et seq.) and the 5applicable regulations promulgated there under (California Code of Regulations, Title 2, Section 7285 et seq.). The applicable regulations of the Fair Employment and Housing Commission implementing Government Code Section 12990 (a-f), set forth in Chapter 5 of Division 4 of Title 2 of the California Code of Regulations, are incorporated into this Contract by reference and made a part hereof as if set forth in full. Consultant and its subconsultant*s* shall give written notice of their obligations under this clause to labor organizations with which they have a collective bargaining or other Agreement.

C. The Consultant shall comply with regulations relative to Title VI (nondiscrimination in federally-assisted programs of the Department of Transportation – Title 49 Code of Federal Regulations, Part 21 - Effectuation of Title VI of the 1964 Civil Rights Act). Title VI provides that the recipients of federal assistance will implement and maintain a policy of nondiscrimination in which no person in the state of California shall, on the basis of race, color, national origin, religion, sex, age, disability, be excluded from participation in, denied the benefits of or subject to discrimination under any program or activity by the recipients of federal assistance or their assignees and successors in interest.

D. The Consultant, with regard to the work performed by it during the Agreement shall act in accordance with Title VI. Specifically, the Consultant shall not discriminate on the basis of race, color, national origin, religion, sex, age, or disability in the selection and retention of Subconsultants, including procurement of materials and leases of equipment. The Consultant shall not participate either directly or indirectly in the discrimination prohibited by Section 21.5 of the U.S. DOT's Regulations, including employment practices when the Agreement covers a program whose goal is employment.

28. PROHIBITION AGAINST ASSIGNMENT

CONSULTANT shall not delegate, transfer, subcontract or assign its duties or rights hereunder, either in whole or in part, without CITY's prior written consent, and any attempt to do so shall be void and of no effect. CITY shall not be obligated or liable under this Agreement to any party other than CONSULTANT.

29. DEBARMENT AND SUSPENSION CERTIFICATION

A. CONSULTANT's signature affixed herein, shall constitute a certification under penalty of perjury under the laws of the State of California, that CONSULTANT has complied with Title 2 CFR, Part 180, "OMB Guidelines to Agencies on Government wide Debarment and Suspension (nonprocurement)", which certifies that he/she or any person associated therewith in the capacity of owner, partner, director, officer, or manager, is not currently under suspension, debarment, voluntary exclusion, or determination of ineligibility by any federal agency; has not been suspended, debarred, voluntarily excluded, or determined ineligible by any federal agency within the past three (3) years; does not have a proposed debarment pending; and has not been indicted, convicted, or had a civil judgment rendered against it by a court of competent jurisdiction in any matter involving fraud or official misconduct within the past three (3) years. Any exceptions to this certification must be disclosed to CITY.

B. Exceptions will not necessarily result in denial of recommendation for award, but will be considered in determining CONSULTANT responsibility. Disclosures must indicate to whom exceptions apply, initiating agency, and dates of action.

C. Exceptions to the Federal Government Excluded Parties List System maintained by the General Services Administration are to be determined by the Federal highway Administration.

30. PROHIBITION OF EXPENDING CITY STATE OR FEDERAL FUNDS FOR LOBBYING

A. CONSULTANT certifies to the best of his or her knowledge and belief that:

1. No state, federal or CITY appropriated funds have been paid, or will be paid by-or-on behalf of CONSULTANT to any person for influencing or attempting to influence an officer or employee of any state or federal agency; a Member of the State Legislature or United States Congress; an officer or employee of the Legislature or Congress; or any employee of a Member of the Legislature or Congress, in connection with the awarding of any state or federal contract; the making of any state or federal grant; the making of any state or federal loan; the entering into of any cooperative agreement, and the extension, continuation, renewal, amendment, or modification of any state or federal contract, grant, loan, or cooperative agreement.

2. If any funds other than federal appropriated funds have been paid, or will be paid to any person for influencing or attempting to influence an officer or employee of any federal agency; a Member of Congress; an officer or employee of Congress, or an employee of a Member of Congress; in connection with this federal contract, grant, loan, or cooperative agreement; CONSULTANT shall complete and submit Standard Form-LLL, "Disclosure Form to Report Lobbying", in accordance with its instructions.

B. This certification is a material representation of fact upon which reliance was placed when this transaction was made or entered into. Submission of this certification is a prerequisite for making or entering into this transaction imposed by Section 1352, Title 31, U.S. Code. Any person who fails to file the required certification shall be subject to a civil penalty of not less than $10,000 and not more than $100,000 for each such failure.

C. CONSULTANT also agrees by signing this document that he or she shall require that the language of this certification be included in all lower-tier subcontracts, which exceed $100,000 and that all such sub recipients shall certify and disclose accordingly.

31. FUNDING REQUIREMENTS

A. It is mutually understood between the parties that this contract may have been written before ascertaining the availability of funds or appropriation of funds, for the mutual benefit of both parties, in order to avoid program and fiscal delays that would occur if the contract were executed after that determination was made.

B. This contract is valid and enforceable only, if sufficient funds are made available to CITY for the purpose of this contract. In addition, this contract is subject to any additional restrictions, limitations, conditions, or any statute enacted by the Congress, State Legislature, or CITY governing board that may affect the provisions, terms, or funding of this contract in any manner.

C. It is mutually agreed that if sufficient funds are not appropriated, this contract may be amended to reflect any reduction in funds.

D. CITY has the option to void the contract under the 30-day termination clause pursuant to Article VI, or by mutual agreement to amend the contract to reflect any reduction of funds.

3 2 . CHANGE IN TERMS

A. This contract may be amended or modified only by mutual written agreement of the parties.

B. CONSULTANT shall only commence work covered by an amendment after the amendment is executed and notification to proceed has been provided by CITY's Contract Administrator.

C. There shall be no change in CONSULTANT's Project Manager or members of the project team, as listed in the approved Cost Proposal, which is a part of this contract without prior written approval by CITY's Contract Administrator.

3 3 . DISADVANTAGED BUSINESS ENTERPRISES (DBE) PARTICIPATION

A. This contract is subject to 49 CFR, Part 26 entitled "Participation by Disadvantaged Business Enterprises in Department of Transportation Financial Assistance Programs". Consultants who obtain DBE participation on this contract will assist Caltrans in meeting its federally mandated statewide overall DBE goal.

B. The goal for DBE participation for this contract is_____%. Participation by DBE consultant or subconsultants shall be in accordance with information contained in the Consultant Proposal DBE Commitment (Exhibit 10-O1), or in the Consultant Contract DBE Information (Exhibit 10-O2) attached hereto and incorporated as part of the Contract. If a DBE subconsultant is unable to perform, CONSULTANT must make a good faith effort to replace him/her with another DBE subconsultant, if the goal is not otherwise met.

C. DBEs and other small businesses, as defined in 49 CFR, Part 26 are encouraged to participate in the performance of contracts financed in whole or in part with federal funds. CONSULTANT or subconsultant shall not discriminate on the basis of race, color, national origin, or sex in the performance of this contract. CONSULTANT shall carry out applicable requirements of 49 CFR, Part 26 in the award and administration of US DOT-assisted agreements. Failure by CONSULTANT to carry out these requirements is a material breach of this contract, which may result in the termination of this contract or such other remedy as CITY deems appropriate.

D. Any subcontract entered into as a result of this contract shall contain all of the provisions of this section.

E. A DBE firm may be terminated only with prior written approval from CITY and only for the reasons specified in 49 CFR 26.53(f). Prior to requesting CITY consent for the termination, CONSULTANT must meet the procedural requirements specified in 49 CFR 26.53(f).

F. A DBE performs a Commercially Useful Function (CUF) when it is responsible for execution of the work of the contract and is carrying out its responsibilities by actually performing, managing, and supervising the work involved. To perform a CUF, the DBE must also be responsible with respect to materials and supplies used on the contract, for negotiating price, determining quality and quantity, ordering the material, and installing (where applicable) and paying for the material itself. To determine whether a DBE is performing a CUF, evaluate the amount of work subcontracted, industry practices, whether the amount the firm is to be paid under the, contract is commensurate with the work it is actually performing, and other relevant factors.

G. A DBE does not perform a CUF if its role is limited to that of an extra participant in a transaction, contract, or project through which funds are passed in order to obtain the appearance of DBE participation. In determining whether a DBE is such an extra participant, examine similar transactions, particularly those in which DBEs do not participate.

H. If a DBE does not perform or exercise responsibility for at least thirty percent (30%) of the total cost of its contract with its own work force, or the DBE subcontracts a greater portion of the work of the contract than would be expected on the basis of normal industry practice for the type of work involved, it will be presumed that it is not performing a CUF.

I. CONSULTANT shall maintain records of materials purchased or supplied from all subcontracts entered into with certified DBEs. The records shall show the name

and business address of each DBE or vendor and the total dollar amount actually paid each DBE or vendor, regardless of tier. The records shall show the date of payment and the total dollar figure paid to all firms. DBE prime consultants shall also show the date of work performed by their own forces along with the corresponding dollar value of the work.

J. Upon completion of the Contract, a summary of these records shall be prepared and submitted on the form entitled, "Final Report-Utilization of Disadvantaged Business Enterprise (DBE), First-Tier Subconsultants" CEM-2402F [Exhibit 17-F, of the LAPM], certified correct by CONSULTANT or CONSULTANT's authorized representative and shall be furnished to the Contract Administrator with the final invoice. Failure to provide the summary of DBE payments with the final invoice will result in twenty-five percent (25%) of the dollar value of the invoice being withheld from payment until the form is submitted. The amount will be returned to CONSULTANT when a satisfactory "Final Report-Utilization of Disadvantaged Business Enterprises (DBE), First-Tier Subconsultants" is submitted to the Contract Administrator.

K. If a DBE subconsultant is decertified during the life of the contract, the decertified subconsultant shall notify CONSULTANT in writing with the date of decertification. If a subconsultant becomes a certified DBE during the life of the Contract, the subconsultant shall notify CONSULTANT in writing with the date of certification. Any changes should be reported to CITY's Contract Administrator within 30 days.

34. CONTINGENT FEE

CONSULTANT warrants, by execution of this contract that no person or selling agency has been employed, or retained, to solicit or secure this contract upon an agreement or understanding, for a commission, percentage, brokerage, or contingent fee, excepting bona fide employees, or bona fide established commercial or selling agencies maintained by CONSULTANT for the purpose of securing business. For breach or violation of this warranty, CITY has the right to annul this contract without liability; pay only for the value of the work actually performed, or in its discretion to deduct from the contract price or consideration, or otherwise recover the full amount of such commission, percentage, brokerage, or contingent fee.

35. DISPUTES

A. Any dispute, other than audit, concerning a question of fact arising under this contract that is not disposed of by agreement shall be decided by a committee consisting of CITY's Contract Administrator and City Manager, who may consider written or verbal information submitted by CONSULTANT.

B. Not later than 30 days after completion of all deliverables necessary to complete the plans, specifications and estimate, CONSULTANT may request review by CITY Governing Board of unresolved claims or disputes, other than audit. The request for review will be submitted in writing.

C. Neither the pendency of a dispute, nor its consideration by the committee will excuse CONSULTANT from full and timely performance in accordance with the terms of this contract.

36. INSPECTION OF WORK

CONSULTANT and any subconsultant shall permit CITY, the state, and the FHWA if federal participating funds are used in this contract; to review and inspect the project activities and files at all reasonable times during the performance period of this contract including review and inspection on a daily basis.

3 7 . SAFETY

A. CONSULTANT shall comply with OSHA regulations applicable to CONSULTANT regarding necessary safety equipment or procedures. CONSULTANT shall comply with safety instructions issued by CITY Safety Officer and other CITY representatives. CONSULTANT personnel shall wear hard hats and safety vests at all times while working on the construction project site.

B. Pursuant to the authority contained in Section 591 of the Vehicle Code, CITY has determined that such areas are within the limits of the project and are open to public traffic. CONSULTANT shall comply with all of the requirements set forth in Divisions 11, 12, 13, 14, and 15 of the Vehicle Code. CONSULTANT shall take all reasonably necessary precautions for safe operation of its vehicles and the protection of the traveling public from injury and damage from such vehicles.

C. Any subcontract entered into as a result of this contract, shall contain all of the provisions of this Article.

D. CONSULTANT must have a Division of Occupational Safety and Health (CAL-OSHA) permit(s), as outlined in California Labor Code Sections 6500 and 6705, prior to the initiation of any practices, work, method, operation, or process related to the construction or excavation of trenches which are five feet or deeper.

38. OWNERSHIP OF DATA

A. Upon completion of all work under this contract, ownership and title to all reports, documents, plans, specifications, and estimates produce as part of this contract will automatically be vested in CITY; and no further agreement will be necessary to transfer ownership to CITY. CONSULTANT shall furnish CITY all necessary copies of data needed to complete the review and approval process.

B. It is understood and agreed that all calculations, drawings and specifications, whether in hard copy or machine-readable form, are intended for one-time use in the construction of the project for which this contract has been entered into.

C. CONSULTANT is not liable for claims, liabilities, or losses arising out of, or connected with the modification, or misuse by CITY of the machine-readable information and data provided by CONSULTANT under this contract; further, CONSULTANT is not liable for claims, liabilities, or losses arising out of, or connected with any use by CITY of the project documentation on other projects for additions to this project, or for the completion of this project by others, except only such use as many be authorized in writing by

CONSULTANT.

D. Applicable patent rights provisions regarding rights to inventions shall be included in the contracts as appropriate (48 CFR 27, Subpart 27.3 - Patent Rights under Government Contracts for federal-aid contracts).

E. CITY may permit copyrighting reports or other agreement products. If copyrights are permitted; the agreement shall provide that the FHWA shall have the royalty-free nonexclusive and irrevocable right to reproduce, publish, or otherwise use; and to authorize others to use, the work for government purposes.

39. CLAIMS FILED BY CITY'S CONSTRUCTION CONTRACTOR

A. If claims are filed by CITY's construction contractor relating to work performed by CONSULTANT's personnel, and additional information or assistance from CONSULTANT's personnel is required in order to evaluate or defend against such claims; CONSULTANT agrees to make its personnel available for consultation with CITY'S construction contract administration and legal staff and for testimony, if necessary, at depositions and at trial or arbitration proceedings.

B. CONSULTANT's personnel that CITY considers essential to assist in defending against construction contractor claims will be made available on reasonable notice from CITY. Consultation or testimony will be reimbursed at the same rates, including travel costs that are being paid for CONSULTANT's personnel services under this contract.

C. Services of CONSULTANT's personnel in connection with CITY's construction contractor claims will be performed pursuant to a written contract amendment, if necessary, extending the termination date of this contract in order to resolve the construction claims.

40. CONFIDENTIALITY OF DATA

A. All financial, statistical, personal, technical, or other data and information relative to CITY's operations, which are designated confidential by CITY and made available to CONSULTANT in order to carry out this contract, shall be protected by CONSULTANT from unauthorized use and disclosure.

B. Permission to disclose information on one occasion, or public hearing held by CITY relating to the contract, shall not authorize CONSULTANT to further disclose such information, or disseminate the same on any other occasion.

C. CONSULTANT shall not comment publicly to the press or any other media regarding the contract or CITY's actions on the same, except to CITY's staff, CONSULTANT's own personnel involved in the performance of this contract, at public hearings or in response to questions from a Legislative committee.

D. CONSULTANT shall not issue any news release or public relations item of any

nature, whatsoever, regarding work performed or to be performed under this contract without prior review of the contents thereof by CITY, and receipt of CITY'S written permission.

E. Any subcontract entered into as a result of this contract shall contain all of the provisions of this Article.

F. All information related to the construction estimate is confidential, and shall not be disclosed by CONSULTANT to any entity other than CITY.

41. NATIONAL LABOR RELATIONS BOARD CERTIFICATION

In accordance with Public Contract Code Section 10296, CONSULTANT hereby states under penalty of perjury that no more than one final unappealable finding of contempt of court by a federal court has been issued against CONSULTANT within the immediately preceding two-year period, because of CONSULTANT's failure to comply with an order of a federal court that orders CONSULTANT to comply with an order of the National Labor Relations Board.

42. EVALUATION OF CONSULTANT

CONSULTANT's performance will be evaluated by CITY. A copy of the evaluation will be sent to CONSULTANT for comments. The evaluation together with the comments shall be retained as part of the contract record.

43. RETENTION OF FUNDS

A. Any subcontract entered into as a result of this Contract shall contain all of the provisions of this section.

B. No retainage will be withheld by the Agency from progress payments due the prime consultant. Retainage by the prime consultant or subconsultants is prohibited, and no retainage will be held by the prime consultant from progress due subconsultants. Any violation of this provision shall subject the violating prime consultant or subconsultants to the penalties, sanctions, and other remedies specified in Section 7108.5 of the California Business and Professions Code. This requirement shall not be construed to limit or impair any contractual, administrative, or judicial remedies, otherwise available to the prime consultant or subconsultant in the event of a dispute involving late payment or nonpayment by the prime consultant or deficient subconsultant performance, or noncompliance by a subconsultant. This provision applies to both DBE and non-DBE prime consultants and subconsultants.

44. ATTORNEY'S FEES

In the event that CITY or CONSULTANT commences any legal action or proceeding to enforce or interpret the provisions of this Agreement, the prevailing party shall be entitled to recover its costs of suit, including reasonable attorney's fees.

45. ENTIRE AGREEMENT

All documents referenced as exhibits in this Agreement are hereby incorporated in this Agreement. In the event of any material discrepancy between the express provisions of this Agreement and provisions of any document incorporated by reference, the provisions of this Agreement shall prevail. This instrument contains the entire Agreement between CITY and CONSULTANT with respect to the subject matter herein. No other prior oral or written agreements are binding on the parties. Any modification of this Agreement will be effective only if it is in writing and executed by CITY and CONSULTANT.

46. GOVERNING LAW; JURISDICTION

This Agreement shall be governed by and construed in accordance with the laws of the State of California. In the event of litigation between the parties, venue in State trial courts shall lie exclusively in Tulare County. In the event of litigation in a United States District Court, exclusive venue shall lie in the Central District of California.

47. SEVERABILITY

Wherever possible, each provision of this Agreement shall be interpreted in such a manner as to be valid under applicable law. If any provision of this Agreement is determined by a court of competent jurisdiction to be invalid, void or unenforceable, the remaining provisions shall nevertheless continue in full force and effect.

48. CAPTIONS

The captions used in this Agreement are solely for reference and the convenience of the parties. The captions are not a part of the Agreement, in no way bind, limit, or describe the scope or intent of any provision, and shall have no effect upon the construction or interpretation of any provision herein.

49. EXECUTION

This Agreement may be executed in any number of counterparts, each of which shall be deemed an original, but all of which when taken together shall constitute one and the same instrument.

TO EFFECTUATE THIS AGREEMENT, the parties have caused their duly authorized representatives to execute this Agreement on the dates set forth below.

IN WITNESS WHEREOF, the parties have executed this Agreement as of the date first written above.

CITY OF DINUBA

_____

Luis Patlan
City Manager

ATTEST:

_____

City Clerk

APPROVED AS TO FORM:

_____

City Attorney

CONSULTANT:

By: _____

_____

[insert name and title]

By: _____

_____

[insert name and title-FYI IT TAKES TWO SIGNATURES TO BIND A CORPORATION]

Exhibit A – Scope of Services

Exhibit B – Fee Schedule

Exhibit C – Project Timeline

Exhibit 10-O2, Consultant Contract DBE Commitment
(Submitted after award prior to execution of contract).

Exhibit 15-H, Good Faith Efforts

ATTACHMENT 2 –FEDERAL FORMS

Exhibit 10-H1 Sample Cost Proposal

Exhibit 10-I Notice to Proposers DBE Information

Exhibit 10-K (Consultant Annual Certification of Indirect Costs and Financial Management System)

Exhibit 10-O1, Consultant Proposal DBE Commitment

(Submit with Proposal)

Exhibit 10-O2, Consultant Contract DBE Commitment

(Submitted after award prior to execution of contract).

Disclosure of Lobbying Activities (LAPM 10-Q).

Exhibit 15-H, Good Faith Efforts

City Council Staff Report

Department: CITY MANAGER'S OFFICE June 9, 2020

To: Mayor and City Council

From: Maggie Moreno, Administrative Services Director

By: Linda Barkley, City Clerk

Subject: Conference with Labor Negotiators (MM)

RECOMMENDATION

Pursuant to GC Subdivision 54957.6; Agency designated representatives: Maria Alaniz; Maggie Moreno; Luis Patlan Employee Organizations: City Employees; Fire Association; Police Association; and, Unrepresented Employees

EXECUTIVE SUMMARY

OUTSTANDING ISSUES

DISCUSSION

FISCAL IMPACT

PUBLIC HEARING